



RESOURCE AND PATIENT MANAGEMENT SYSTEM

# **Patient Information Management System**

## **(BDG/BSD)**

### **Technical Manual**

Version 5.3  
June 2004

Information Technology Support Center  
Division of Information Resources  
Albuquerque, New Mexico

## Preface

The purpose of this manual is to provide technical information about the Patient Information and Management System (PIMS) package version 5.3 that includes the Admission/Discharge/Transfer (ADT) application, Appointment Scheduling application and the Sensitive Patient Tracking (SPT) module. Both ADT and SPT share the BDG namespace. This manual contains the technical documentation for the VA Patient Information Management System (PIMS). Included here is information necessary for use by IRM personnel to operate and maintain this software such as installation notes, implementation procedures, descriptions of options, routines, files and protocols along with programmer notes.

## Table of Contents

<b>1.0</b>	<b>Introduction.....</b>	<b>1</b>
<b>2.0</b>	<b>Implementation and Maintenance .....</b>	<b>2</b>
2.1	Required RPMS Resources (Minimum Software).....	2
2.2	Optional RPMS Resources (Minimum Software).....	2
2.3	Implementing VA Patient file.....	2
2.4	Implementing the Clinic Scheduling Module .....	2
2.4.1	Edit System-Wide Parameters.....	2
2.4.2	Edit Facility-Wide Parameters .....	3
2.4.3	Update Appointment Slip Letter.....	7
2.4.4	View Scheduling Event Driver .....	7
2.4.5	Set Up a Clinic (Optional) .....	7
2.5	Printing PCC+ forms from the Scheduling Package .....	7
2.6	Implementing Admissions Module .....	9
2.6.1	Edit System-Wide Parameters.....	9
2.6.2	Edit Facility-wide Parameters .....	9
2.6.3	Setup ADT Files: .....	13
2.6.4	Check ADT-PCC Link.....	15
2.6.5	Initialize Census Files.....	16
2.7	Implementing Sensitive Patient Tracking.....	16
2.7.1	Implementation Steps.....	16
2.7.2	Update Security Parameters.....	17
<b>3.0</b>	<b>Menu Diagram.....</b>	<b>19</b>
3.1	Scheduling Menu .....	19
3.2	ADT Menu .....	20
3.3	Sensitive Patient Tracking .....	21
<b>4.0</b>	<b>Routines .....</b>	<b>22</b>
4.1	Routine List.....	22
4.1.1	ADT and Sensitive Patient Tracking.....	22
4.1.2	Scheduling.....	22
4.2	Routines w/ Descriptions .....	23
4.2.1	ADT and Sensitive Patient Tracking.....	23
4.2.2	Scheduling.....	27
4.3	Modified Routines.....	29
4.3.1	Out of 1110 VA DG* routines, 38 have IHS modifications: .....	29
4.3.2	Out of 355 VA SC* routines, 34 have IHS modifications .....	35
4.3.3	Out of 340 VA SD* routines, 95 have IHS modifications .....	40
4.3.4	Out of 143 VA VA* routines, 7 have IHS modifications.....	52
4.3.5	Other VA routines included because they are called by VA Patient file .....	53
4.4	Callable Routines.....	54
<b>5.0</b>	<b>Files and Tables.....</b>	<b>55</b>

5.1	VA PIMS Files.....	55
5.2	IHS PIMS Files .....	55
5.3	Obsolete IHS MAS Files .....	56
5.4	VA PIMS Files (Not in Use) .....	56
5.5	Data Dictionary Notes.....	59
5.5.1	IHS changes continued in this version.....	59
5.5.2	New IHS modifications .....	60
5.5.3	Other Data Dictionary Notes.....	60
5.5.4	VA name changes and shorter field definitions.....	61
5.6	File List .....	63
5.7	Basic IHS modifications to DD.....	72
5.8	File Access .....	72
5.9	CrossReferences .....	74
5.9.1	VA Patient File.....	74
<b>6.0</b>	<b>Internal Relations .....</b>	<b>77</b>
<b>7.0</b>	<b>External Relations .....</b>	<b>78</b>
7.1	Sensitive Patient Tracking Module.....	78
7.2	Admission/Discharge/Transfer API's .....	80
7.3	Scheduling APIs .....	82
7.4	Generic VA PIMS APIs .....	84
7.4.1	DEM^VADPT .....	84
7.4.2	ADD^VADPT .....	85
7.4.3	INP^VADPT .....	86
7.4.4	IN5^VADPT .....	87
7.4.5	OPD^VADPT .....	91
7.4.6	SDA^VADPT .....	91
7.4.7	PID^VADPT.....	92
7.4.8	PID^VADPT6.....	93
7.4.9	ADM^VADPT2.....	93
7.4.10	KVAR^VADPT .....	93
7.4.11	KVA^VADPT.....	94
7.5	Published Entry Points.....	95
7.5.1	ADT and Sensitive Patient Tracking.....	95
7.5.2	Scheduling.....	96
7.6	Exported Options .....	97
7.6.1	ADT and Sensitive Patient Tracking.....	97
7.6.2	Scheduling.....	99
<b>8.0</b>	<b>Security Keys.....</b>	<b>102</b>
8.1	Sensitive Patient Tracking .....	102
8.2	ADT .....	102
8.3	Scheduling.....	103
<b>9.0</b>	<b>Archiving and Purging .....</b>	<b>105</b>
<b>10.0</b>	<b>Generating Online Documentation .....</b>	<b>107</b>
10.1	%INDEX .....	107

---

10.2	Inquire Option .....	108
10.3	Print Option File .....	108
10.4	List File Attributes .....	108
<b>11.0</b>	<b>SAC Requirements / Exemptions .....</b>	<b>110</b>
<b>12.0</b>	<b>Appendix A: File 2 Fields .....</b>	<b>111</b>
<b>13.0</b>	<b>Glossary .....</b>	<b>113</b>
<b>14.0</b>	<b>Contact Information .....</b>	<b>120</b>

## 1.0 Introduction

This manual provides IHS site managers with a technical description of the PIMS routines, files, menus, cross references, globals, and other necessary information required to effectively manage the system.

Patient Information Management System (PIMS) is the name given by the VA for a suite of software of which IHS uses the following: data dictionary for file 2 – VA Patient, Admission/Discharge/Transfer (ADT) application, Clinic Scheduling application and Sensitive Patient Tracking (SPT) module. This release includes all of the VA routines and options even if not currently used by IHS.

The VA Patient file (#2) is the main data dictionary used to store patient demographics in VistA (the VA's integrated hospital information system). Most VA software applications point back to this file as does the IHS main demographic file (Patient #9000001). File 2 also contains data on patients' outpatient appointments. This technical manual will detail the differences in file 2 between versions 5.0 and 5.3 that pertain to fields IHS uses. It lists the routines that must be installed with this data dictionary and the IHS changes to them.

The ADT package includes the basic bed control functions (admissions, ward transfers, service transfers, discharges, etc.) in addition to census tracking, incomplete chart tracking, and scheduled visits (admissions, day surgeries, outpatient visits from outside the area).

The Clinic Scheduling package provides three major functions: outpatient appointments management, pulling of paper charts for appointments, walk-ins and chart requests and thirdly primary care team management. This last item entails assigning a primary care provider to patients and grouping these providers into teams which then assists in making appointments with a patient's primary care provider or with a provider on the same team.

The Sensitive Patient Tracking (SPT) module is part of the VA Patient Registration application. Since it is fairly stand-alone IHS can use it along with our own Patient Registration software. SPT allows a facility to track who accesses patient records designated as sensitive. It warns users that they are accessing a restricted record. This manual gives full documentation of the Sensitive Patient Tracking module including its tie into file 2 (patient lookup routine AUPNLK calls SPT routine DGSEC).

## 2.0 Implementation and Maintenance

### 2.1 Required RPMS Resources (Minimum Software)

Package	Minimum Version
Utility Tables (AUT)	98.1 through patch 13
IHS VA Support Files (AVA)	93.2 through patch 18
Kernel (XU)	8.0 through patch 1007
IHS/VA Utilities (XB)	3.0 through patch 9
FileMan (DI)	22 through patch 1001 seq. 88
Patient Registration (AG)	7.0 through patch 1
IHS MAS	5.0 though patch 7
IHS Patient Dictionaries (AUPN)	99.1 through patch 13

### 2.2 Optional RPMS Resources (Minimum Software)

Package	Minimum Version
QI Links (AQAL)	v1.0, Patch 1
VA Dietary (FH)	v5, mod to FMWMAS
Women's Health (BW)	v2.0, Patch 8
PCC+ (VEN)	v2.2 patch 1 or higher

### 2.3 Implementing VA Patient file

No implementation procedures are needed. The new data dictionary has been installed. Please have the appropriate personnel (site managers, area support staff, programmers) read the programmer notes chapter of this manual.

### 2.4 Implementing the Clinic Scheduling Module

Skip this section if your facility does not use RPMS to schedule patients for appointments or for checking them in upon arrival for outpatient visits. At the programmer prompt, set up your user variables using D^XUP. When back to the programmer prompt, type D EN^BSDIMPL.

#### 2.4.1 Edit System-Wide Parameters

Follow the prompts and type in your facility's information.

1. Type the name of your main facility at the "Primary Facility Name:" prompt.
2. Type YES if you have more than one site with an official IHS location code for which clinic scheduling is performed on this computer system, otherwise type NO at the "Multidivision Med Center:" prompt.

3. Type the number of days (1-30) to be used as the default when presenting appointments under the Appointment Management option at the “Appt Search Threshold:” prompt. This is the number of days in the past that the ‘Appointment Management’ option should initially search for appointments. When the user selects a patient, this parameter will automatically be used to search that many days in the past for appointments. When a clinic is selected, this number will be used to calculate the default beginning date. The user is prompted for a beginning and ending date when a clinic is selected. If this field is not entered, then the system will use two days.

## 2.4.2 Edit Facility-Wide Parameters

Follow the prompts and type in your facility’s information.

1. For multiple division sites, you will need to update this next set of parameters for each facility using Scheduling. For single division sites, type your facility name at the “Select IHS Scheduling Parameters Division:” prompt.
2. The “Institution File Pointer:” prompt should already be filled in. This is the name of the facility as it appears in the official IHS list and therefore in the Location and Institution files.
3. If not already filled in, type the internal entry number for this facility from the Location file at the “Facility Number:” prompt.
4. A data entry screen (1 of 2) for this facility will be displayed (Figure 2-1). The underlined data fields are required.
5. Type YES at the “Outpatient Only:” if this is an outpatient site with no inpatient or observation beds, otherwise leave this prompt blank.
6. Type the time in the morning at which lab tests begin at the “Appt Lab Test Start Time:” prompt. This is used by the auto-rebook functionality to prevent lab test being scheduled too early. For example, if a patient has an appointment at 2pm with lab at 11pm and the appointment is cancelled and auto-rebooked for 8am, the lab would have been scheduled for 5am. This will prevent that.
7. Type the time in the morning at which EKG test begin at the “Appt EKG Start Time:” prompt.
8. Type the time in the morning at which X-ray test begin at the “Appt X-Ray Start Time:” prompt.
9. Type the location (top or bottom) where the address should appear for letters generated for appointments or other activities at this division at the “Address Location on Letters:” prompt. Type 1 for bottom or 0 for top at the “Choose from:” prompt.



10. Type YES to remove the salutations Mr. and Ms. from your scheduling letters at the “Remove Salutation from Letters:” prompt. Some sites have had complaints from patients not wanting Ms. used as a salutation and the use of Mrs. vs. Miss cannot be determined as IHS does not collect marital status.
11. Do you want users asked if they want to print out a pre-appointment letter when making an appointment to hand to the patient? Type YES at the “Ask Letter During Make Appt?:” prompt if there are printers available and you want to give an appointment slip when patients are present. If you do not have printers available or patients are never not present, then type NO at the “Ask Letter During Make Appt?:” prompt. If clinics do not have a pre-appointment letter set up, then the “Appointment Slip” general letter will be used. Routing slips are no longer used as appointment slips; they are solely tools for the chart room.
12. Type YES if only those holding supervisor keys should be able to see who made an individual appointment at the “Restrict View of Who Made Appt:” prompt.
13. Type the number of days (up to 365) to go back to count up no-shows for patients for this division at the “Waiting Period for No-Shows:” prompt. Each clinic can also have its own parameter that overrides this one. This count displays when making an appointment, under the Display Patient Appointments and the No-Show Reports option.
14. Type the amount of registration data that can be updated during the Make Appointment and Check-in options at the “Patient Registration Edit?:” prompt.
  - a. Type 0 (NONE) to turn off access to updating any Patient Registration data.
  - b. Type 1 (YES, ADDRESS ONLY) to restrict all users to only updating the patient’s address.
  - c. Type 2 (YES, FULL EDIT OR ADDRESS) to restrict the amount of updating to a security key. Holders of the SDZREGEDIT key will be able to access full Patient Registration. All other users can only update patient addresses.
  - d. Type 3 (YES, FULL EDIT ONLY) to allow holders of the SDZREGEDIT key to access full Patient Registration. All other users will have no Registration access.

<p>SCHEDULING PARAMETERS for ANMC          OUTPATIENT ONLY (answer only if YES):          APPT LAB TEST START TIME:          APPT EKG START TIME:          APPT X-RAY START TIME:          ADDRESS LOCATION ON LETTERS:          REMOVE SALUTATION FROM LETTERS:          ASK LETTER DURING MAKE APPT?:          RESTRICT VIEW OF WHO MADE APPT:          WAITING PERIOD FOR NO-SHOWS:          PATIENT REGISTRATION EDIT?:</p>	<p>Page 1 of 2</p>
---	--------------------




Figure 2-1: Editing facility-wide parameters (screen 1)

15. Once done with screen 1, proceed to screen 2. Again, underlined fields are required.
16. Type YES at the “File Room Uses Terminal Digit?:” prompt if your charts stored in terminal digit order.
17. When printing the file room list, which sort order do you want as the default? Type C for sorting by clinic code, P for sorting by principal clinic, or T for sorting by terminal digit at the “Default File Room List Sort:” prompt. If your site does not store charts by terminal digit then choice T will print in chart order.
18. Type which format you want printed at your facility at the “Routing slip format:” prompt. You can pick only one format for your whole facility.
  - a. Short: No address, no future appointments; fits on 3x5 card but can be printed on 8x11 paper which is then folded. Lists patient name, chart #, appointment date and information on each appointment for that date.
  - b. Long: Includes patient’s address, future appointments and fits on 8x11 paper.
  - c. Duplicate: Fits 2 copies of same routing slip on one 8x11 sheet of paper separated by a dashed line. Does not include patient’s address or future appointments.
19. Type YES or NO at the “Print Extra Routing Slip for Chart?:” prompt.
  - a. If you type NO, only one routing slip for each patient will print. It is assumed that copy will be used as a charge out slip in medical records.
  - b. If you type YES, the software will print one routing slip for the chart room plus one for each appointment the patient has that day. It is assumed the first extra routing slip is placed in the chart. Any others are routed to those clinics seeing the patient later in the day so they know from whom they will be receiving the paper chart.
20. Type YES or NO at the “Print Health Summaries with Routing Slips?:” prompt.
  - a. If you type YES, then Health Summaries and other forms (Medication Profiles, Address Update forms, Encounter forms) will print along with the routing slips for those clinics that say YES to the forms.
  - b. If you type NO, you must use the option Health Summaries By Clinic to print out the Health Summaries and other forms for the patients been seen in clinic. This is most often used, if the routing slip printer is loaded with paper smaller than the 8x11 needed by the other items.

21. If you use a different printer for Health Summaries than for Routing Slips type that printer's name at the "Default Health Summary Printer:" prompt. Otherwise, type the same device you entered under default routing slip printer. If you leave this blank, then the terminal's closest printer will be the default.
22. If your facility uses a different printer for walk-ins and same day appointments than for printing Routing Slips for scheduled appointments, type that printer's name at the "Default Walk-in Printer:" prompt. If you use the same printer, just type the same device you entered for Default Routing Slip Printer. If you leave this blank, the person making the appointment will be asked for the printer's name.
23. Some facilities use a different printer for Chart Requests than for printing out Routing Slips for scheduled appointments. If you use the same printer, just enter the same device you entered for Default Routing Slip Printer at the "Default Chart Request Printer:" prompt. Otherwise, type the name of that other printer at the "Default Chart Request Printer:" prompt.
24. Type the terminal type with code to change font for Action Profiles if they are used by your facility when printing routings slips for clinic appointments at the "Action Profile Terminal Type:" prompt.
25. Type the amount of time you want to wait to print a AIU at the "Waiting Period For AIU:" prompt. The AIU is an Address & Insurance Update form. A facility can use it to update registration data on their patients on a periodic basis. You can decide how often to print this form for a patient. The time period is based on their last registration update date. You can enter any whole number from 0 to 365. By typing a 0, the AIU will print every time a patient comes for an outpatient appointment. One year is the limit. When setting up your clinics, you can turn the AIU on or off for each clinic. The waiting period stays the same for the whole facility.

```

SCHEDULING PARAMETERS for ANMC                               Page 2 of 2
FILE ROOM USES TERMINAL DIGIT?:
DEFAULT FILE ROOM LIST SORT:
ROUTING SLIP FORMAT:
PRINT EXTRA ROUTING SLIP FOR CHART?:
PRINT HEALTH SUMMARIES WITH ROUTING SLIPS?:
DEFAULT HEALTH SUMMARY PRINTER:
DEFAULT WALKIN PRINTER:
DEFAULT CHART REQUEST PRINTER:
ACTION PROFILE TERMINAL TYPE:
WAITING PERIOD FOR AIU:

COMMAND:                                                    Press <PF1>H for help   Insert

```

Figure 2-2: Editing facility-wide parameters (screen 2)

### 2.4.3 Update Appointment Slip Letter

A generic letter named *appointment slip* was added to the Letter file during installation. If your facility turned on the “Ask Letter During Make Appt.” parameter, this letter is the default letter to print at that time. Each clinic may have a specific letter defined for it but this generic letter is used if nothing is defined. Use this option to modify the letter text to suit your facility.

### 2.4.4 View Scheduling Event Driver

This version of Scheduling now contains an event driver much like the one in ADT. It allows a site to easily add functions from other software packages at make appointment, check-in, cancel appointment, and other related events. This view option shows you what is currently attached to your event driver. If you know of other protocols that need to be added for your site, you must add them through FileMan.

### 2.4.5 Set Up a Clinic (Optional)

The Set Up a Clinic option does not have to be done at install. At your earliest convenience please review your busiest clinics to make sure their parameters are set correctly. Do this by running the Set Up a Clinic option on the Supervisor’s Menu. There are many new parameters so review of all clinics will be required.

## 2.5 Printing PCC+ forms from the Scheduling Package

If your site uses PCC+ in all or some of your clinics and you want to print the PCC+ forms during the check-in process using the Scheduling Package, you will need to check the following:

#### **Security Keys**

All users printing PCC+ forms during check-in must have 2 security keys, **VENZPRT** and **VENZSCH**

#### **Clinic Setup**

All clinics that you will be printing PCC+ forms for during check-in must be setup in the Scheduling Package to require a provider at check-in. Check your clinic profile for the clinics that use PCC+ and make sure the field “Require Provider” is set to yes. During the check-in process, a provider must be entered.

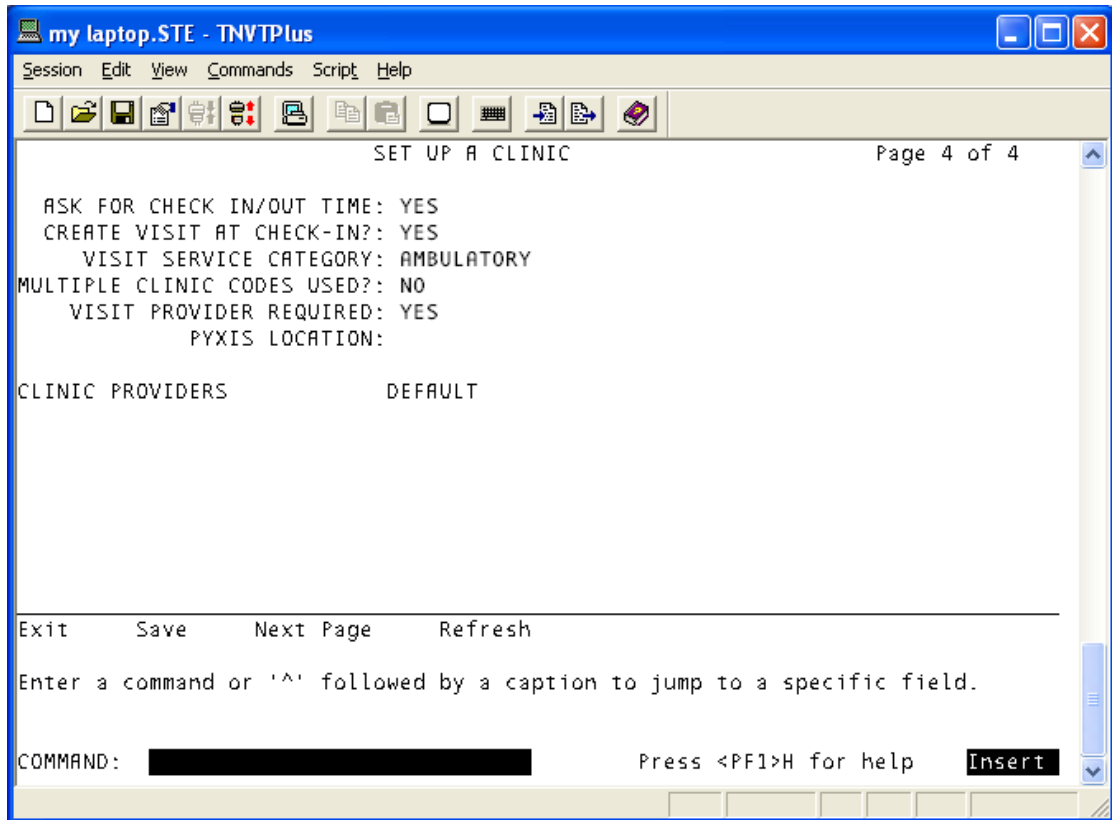


Figure 2-3: Setting up a clinic

### PCC+ setup

In the setup of the clinic in PCC+ the field “DEPARTMENT (CLINIC STOP)” must match the field “CLINIC CODE” in the setup of the clinic in the Scheduling Package.

### Printing the PCC+ form during check-in

When checking in a patient, the user will be prompted for the **provider**, if they want a **PCC+ form or not**, and the name of the **PCC+ clinic**. In most cases, the PCC+ clinic name will appear as the default

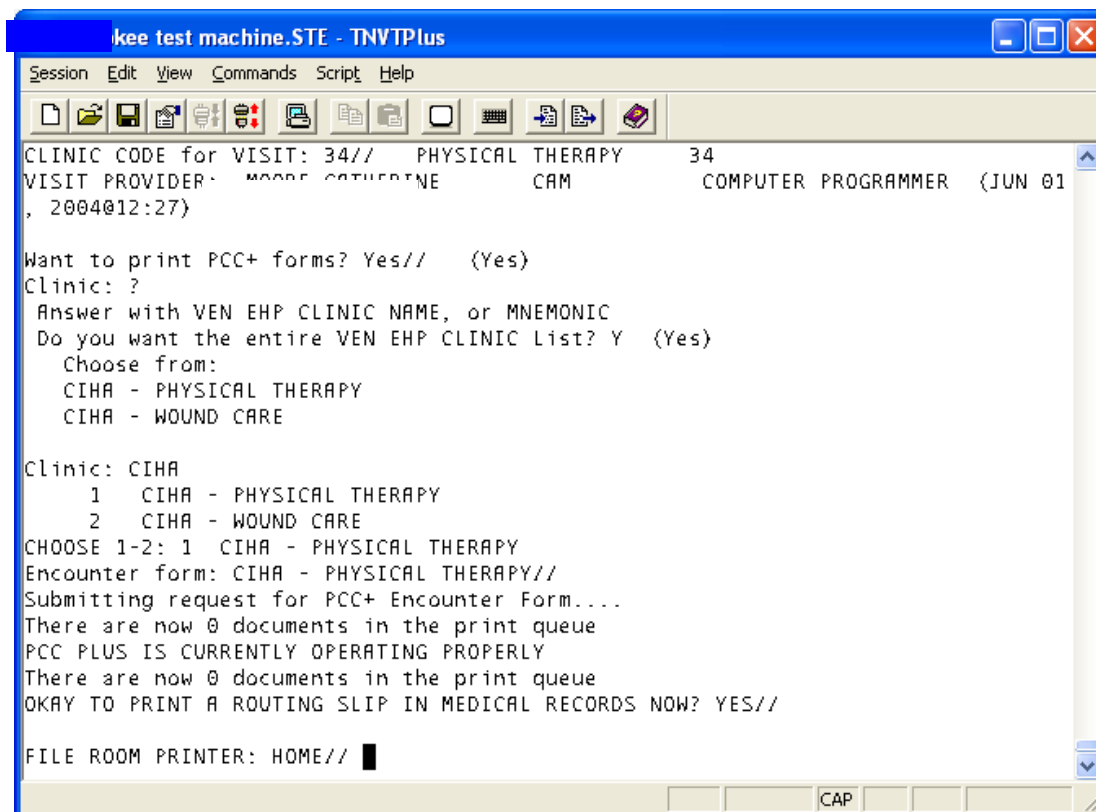


Figure 2-4: Printing the PCC+ form during check-in

## 2.6 Implementing Admissions Module

Skip this step if your facility does not have inpatient or observation beds. Make sure to answer Yes to the Outpatient Only question under the Scheduling implementation. Before placing the BDGMENU option on your users main menus, run through the implementation steps using the routine ^BDGIMPL. Each step can be accessed later on the ADT System Definition menu. At programmer prompt, set up your user variables using D ^XUP. When back to the programmer prompt, type D EN^BDGIMPL. The following menu will be displayed. Perform each step in order.

### 2.6.1 Edit System-Wide Parameters

Answer the series of questions presented.

1. Type the name of your main facility “Primary Facility Name:” prompt.
2. Type YES if you have more than one site with an official IHS location code for which clinic scheduling is performed on this computer system otherwise type NO at the “Multidivision Med Center:” prompt.

### 2.6.2 Edit Facility-wide Parameters

Answer the series of questions presented.

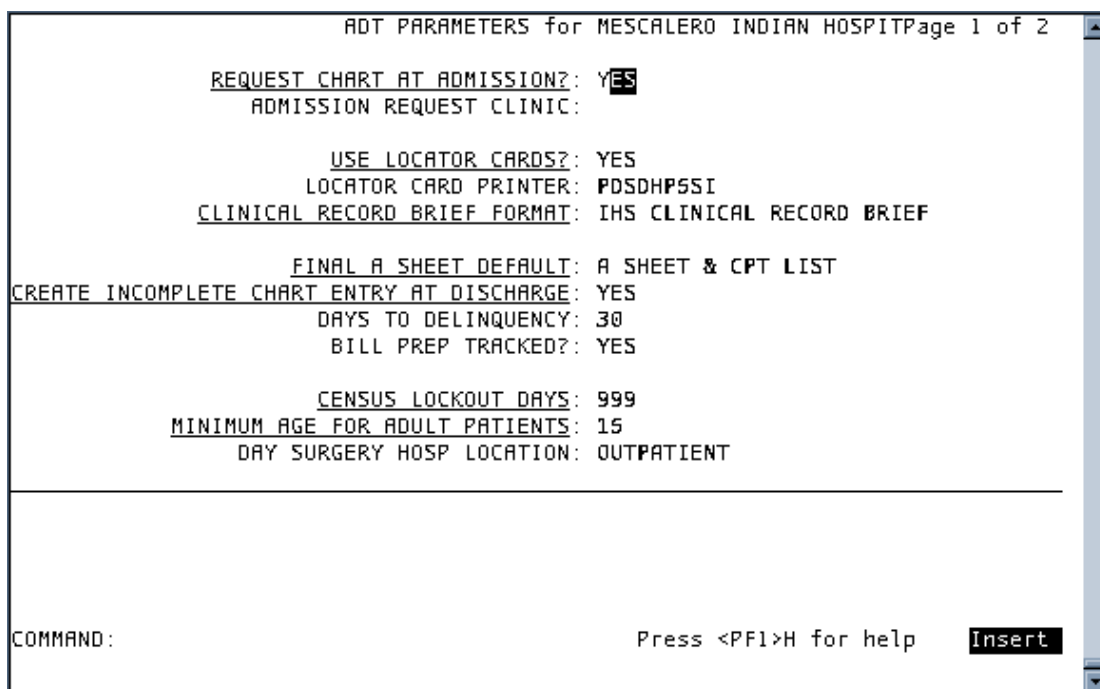
1. For multiple division sites, you will need to update this next set of parameters for each facility using Scheduling. For single division sites, type your facility name at the “Select IHS Scheduling Parameters Division:” prompt.
2. The “Institution File Pointer:” prompt should already be completed. This is the name of the facility as it appears in the official IHS list and therefore in the Location and Institution files.
3. If not already filled in, type the internal entry number for this facility from the Location file at the “Facility Number:” prompt.
4. A data entry screen (1 of 2) for your facility will be displayed (Figure 2-6). The underlined data fields are required.
5. Type YES to have a chart requested when a patient is admitted at the “Request Chart at Admission?:” prompt.
6. Type the clinic name to be used when requesting admission charts “Admission Request Clinic:” prompt.
7. Type YES if your facility uses locator cards at the “Use Locator Cards?:” prompt.
8. Type a printer to receive locator cards at the “LOCATOR CARD PRINTER:” prompt.
9. Enter the A sheet format used by your facility at the “Clinical Record Brief Format:” Prompt. The two choices sent with the package are IHS and ANMC. You may set up your own if you wish.
10. Type the default when printing a final A sheet at the “Final a Sheet Default:” prompt. The user will still be able to print any of the three formats. This just sets the default answer. Choose from:
  - a. A sheet only
  - b. A sheet & CPT list
  - c. MCR/MCD listing
11. Type YES to have the software automatically create an Incomplete Chart entry upon discharge at the “Create Incomplete Chart Entry at Discharge:” prompt.
12. Enter the number of days needed before a chart becomes delinquent at the “Days to Delinquency:” prompt. If not answered, it defaults to 30 days.
13. Type YES if you track bill prep completion dates in the Incomplete Chart Tracking module at the “Bill Prep Tracked?:” prompt.
14. Enter how far back access to the census files are allowed (# of days) at the “Census Lockout Days:” prompt. This prevents entering or changing admissions, transfers or discharges past this number of days also.

15. Type the age at which your facility no longer considers someone a pediatric patient at the “Minimum Age for Adult Patients:” prompt. Used to determine adult vs. pediatric service statistics.
16. Type a clinic to be used when a Day Surgery visit is created at the “Day Surgery Hospital Location:” prompt. If you do not populate this field, when users select the Day Surgery (DSE) option they will see the following error (Figure 2-5):

```
Each Division must have a valid Clinic entered in the DAY SURGERY
HOSP LOCATION field, found in the ADT parameters set up

Press ENTER to continue:
```

Figure 2-5:Error message



```
ADT PARAMETERS for MESCALERO INDIAN HOSPITAL Page 1 of 2
REQUEST CHART AT ADMISSION?: YES
ADMISSION REQUEST CLINIC:

USE LOCATOR CARDS?: YES
LOCATOR CARD PRINTER: PDSHP5SI
CLINICAL RECORD BRIEF FORMAT: IHS CLINICAL RECORD BRIEF

FINAL A SHEET DEFAULT: A SHEET & CPT LIST
CREATE INCOMPLETE CHART ENTRY AT DISCHARGE: YES
DAYS TO DELINQUENCY: 30
BILL PREP TRACKED?: YES

CENSUS LOCKOUT DAYS: 999
MINIMUM AGE FOR ADULT PATIENTS: 15
DAY SURGERY HOSP LOCATION: OUTPATIENT

COMMAND: Press <PF1>H for help Insert
```

Figure 2-6: Editing Facility-wide parameters (steps 1-16)

17. Type YES to have all transfers in from other facilities send a bulletin to the designated mail group at the “Transfer in Bulletin?:” prompt.
18. Type YES to have all admissions within a specified number of days after a day surgery trigger a bulletin “Admit after DS Bulletin?:” prompt.
19. Enter the number of days after day surgery to still trigger the bulletin. Required only if Admit after DS bulletin turned on at the “Time Length for Admit DS:” prompt.
20. Type YES to have all readmissions within a specified number of days from discharge trigger a bulletin at the “Readmission Bulletin?:” prompt.



21. Enter the number of days between discharge and the next admission to be considered a readmission that triggers a bulletin. Required only if Readmission bulletin turned on at the “Time Length of Readmission:” prompt.
22. Type YES to have all readmissions within 24 hours of discharge trigger a bulletin at the “Readmit Within 24hrs Bulletin?:” prompt. These can be errors that need to be corrected.
23. Type YES to have all admissions with a length of stay under 24 hours trigger a bulletin at the “Admission <24 hrs Bulletin?:” prompt. These could be observations entered incorrectly.
24. Type YES to trigger a bulletin every time an admission is deleted at the “Admission Deleted Bulletin?:” prompt. This alerts those in charge of the census files, that an error has been fixed and census files may need updating.
25. Type YES to have all transfer to ICU designated wards trigger a bulletin at the “ICU Transfer Bulletin?:” prompt.
26. Type YES to have only those returns to ICU wards within a designated time frame trigger a bulletin “Return to ICU Bulletin?:” prompt.
27. Enter the number of days within which a return to ICU warrants a bulletin “Time Length for Return to ICU:” prompt.
28. Type YES to have all discharges to other inpatient facilities trigger a bulletin at the “Transfer Out Bulletin?:” prompt.
29. Answer YES to have all AMA (Against Medical Advise) discharges trigger a bulletin at the “AMA Discharge Bulletin?:” prompt.
30. Type YES to have all inpatient deaths trigger a bulletin at the “Inpatient Death Bulletin?:” prompt.

```

ADT PARAMETERS for MESCALERO INDIAN HOSPITPage 2 of 2
TRANSFER IN BULLETIN? YES
ADMIT AFTER DS BULLETIN? YES      TIME LENGTH FOR ADMIT DS: 1
READMISSION BULLETIN? YES        TIME LENGTH OF READMISSION: 7
READMIT WITHIN 24HRS BULLETIN? YES
ADMISSION <24 HRS BULLETIN? YES
ADMISSION DELETED BULLETIN? YES

ICU TRANSFER BULLETIN? YES
RETURN TO ICU BULLETIN? YES      TIME LENGTH FOR RETURN TO ICU: 1

TRANSFER OUT BULLETIN? NO
AMA DISCHARGE BULLETIN? NO
INPATIENT DEATH BULLETIN? NO

COMMAND:                               Press <PF1>H for help  Insert

```

Figure 2-7: Editing Facility-wide parameters (steps 17-30)

### 2.6.3 Setup ADT Files:

Use this option to set up and maintain the basic tables used by ADT.

#### Hospital Service Setup

This setup option presents a list of the major services and departments in your facility. These include all patient care and administrative services. The list displays service name, abbreviation, mail code, and type (clinical vs. administrative). If the service has been closed, then that date will display in the Type column. Although this file may be used by other RPMS software applications, in ADT it is mainly used by the Treating Specialty setup to link inpatient services to major hospital ones.

You have the option to add new services. Deleting services is not allowed. Under the Edit option, you can enter a Date Closed to make the service unavailable for selection.

#### Treating Specialty Setup

This setup option presents all official IHS inpatient services and their IHS code in alphabetical order. The display also includes abbreviations, specialty, hospital service, and whether or not this treating specialty is set up as an active admitting service at your facility. Only those set up correctly may be chosen when admitting a patient. If the treating specialty is set up as an active admitting service, it must have an effective date. The effective date must be prior to the date that the census will be initialized.

**Important Tip:** The recommendation is to set the effective date 60 days prior to the census initialization date.

**Note:** Due to new date fields, editing of all your admitting services is required.

New in this version are observation services. They were added during the installation of PIMS. For IHS codes, they utilize the code for the corresponding inpatient service followed by the letter *O*. Please activate those observation services used by your facility.

### Wards Setup

This setup option presents all active and inactive wards contained in your files. The data is stored in two different files: Ward Location (#42) with VA data fields and IHS Ward Definition (#9009016.5) with IHS data fields. During the installation of PIMS version 5.3, data for all active and inactive wards was copied to the IHS file.

This list is presented first in order by facility and within that active wards first, followed by inactive ones in alphabetical order. The display includes name, abbreviation, division (facility), and designation. This last column can include information such as inactive, ICU ward, or Seriously Ill ward.

**Note:** Before using ADT, please make sure that all active wards have the proper division entered, have the correct abbreviation and designations.

New to this version of PIMS is the A Sheet Printer question. If you want the ADT software to automatically print A Sheets at admission to the ward, enter the ward's printer here. Otherwise, the user will be asked to select a printer.

Another new field is Print Order that designates that the order wards will be presented in the current inpatient listings. If you wish wards to print alphabetically, simply set the Print Order on all wards to one.

### Room-Bed Setup

This setup option presents all defined room-beds in your facility. Those that have been inactivated are listed last. For each, the room-bed designation is displayed along with description, bed phone number, and inactive. You can add new room-bed designations, edit current ones including assigning them to the proper wards or print the list.

### **Transfer Facilities Setup**

This setup option presents a list of all transfer facilities used by your site. During the installation of ADT version 5.3, the transfer facility fields in ADT and PCC were converted from variable pointers looking at two files (Institution and Vendor) to pointers looking at one locally maintained table. This option displays the entries in this new table.

This option is used to add new facilities to the list, edit existing ones, and print the list. Please review this list to eliminate duplicates (inactivate one of them) and change names if spelled incorrectly. You cannot delete any entries but can only inactivate them.

The Link to the IHS Facility field (last column) points to the Location file for information such as IHS facility code. This field is not completed for non-IHS/tribal facilities.

### **ADT Event Driver View**

This is solely a view option. It displays the current items attached to the ADT Event Driver. Upon any ADT event (admission, transfer, or discharge), the event driver is triggered and each item on the list is executed. Please review this periodically to make sure all necessary items are on the list. This display also includes technical documentation on variables set at event time and how to add a new event to the list.

### **Add Mail Groups to PIMS Bulletins**

This setup option is used if you turned on any of the ADT bulletins. The bulletins will not fire if there are no recipients. For those bulletins you have turned on, please enter at least one mail group to receive that bulletin. The creation of mail groups must be done under MailMan.

## **2.6.4 Check ADT-PCC Link**

This option gives you a quick look at the status of the link between ADT and PCC. It will give you the status of each component making up the link. At the end, it will determine if the link is properly turned on or not. If not turned on, then no visits will be created from ADT. Fixing any component must be done via FileMan.

### **ADT-PCC Link Components**

Does the RPMS Site file have an entry for this site? And is the PCC Present question answered to YES?

Is your site defined in the PCC Master Control file?

Is the default visit type defined in the PCC Master Control file for your site? And what is it?

What is the primary ADT division for your system?

Is PIMS defined in your Package file?

Is the PIMS package defined in the PCC Master Control file for your site?

And under that PIMS entry, is the question “Pass Data to PCC” set to YES?

## 2.6.5 Initialize Census Files

With this new version, the census files have been moved to new data dictionaries. The data has been left alone in the old files. A new feature is that you can initialize the census (start over) any time you want **WITHOUT** having to figure out who was an inpatient on your starting date. The software will determine that for you. You will be asked for a starting date. The earlier the date, the longer this initialization will take. We recommend 2 years in the past as a maximum. It will be queued to run in the background. All owners of the DGZMGR key will receive a mail message when it completes.

<p><b>Note:</b> All Sites using the ADT package prior to this installation must initialize their census files after the installation.</p>
---

## 2.7 Implementing Sensitive Patient Tracking

As part of the effort to ensure patient privacy, additional security measures have been added to the patient access function. Any patient added to the DG Security Log file will have access to his/her record tracked. In addition, for patients flagged as *Sensitive*, warning messages will be displayed when staff access these records. For staff not holding a special key, choosing to continue accessing the record means a bulletin is sent to a designated mail group. The long warning message is removed when accessing inpatients since those records must be accessed many times a day. A site can also restrict staff members from accessing their own patient record.

### 2.7.1 Implementation Steps

Upon installation, none of the new functionality of this module goes into effect until turned on. Listed below are the recommended steps to implement these new security measures:

1. Give the DG Security Officer and DG Sensitivity keys to those individuals designated to maintain the system.
2. Place the BDG Security menu on the appropriate main menu for those given the aforementioned keys.
3. Use the Update Security Parameters option to customize this application for your facility. See details below.

4. Before setting any patient record as *sensitive* or turning on the restriction to staff seeing their own records, please inform your RPMS users of the change. See the Training Issues chapter of examples of the warning messages to use as examples.
5. Allocate the DG Sensitivity key to those staff members who do not need to see the long warning message when accessing “sensitive” charts. Try to keep the number of people holding this key down to a reasonable number. Remember, you can still track access to patients flagged as non-sensitive.
6. If you restricted access to staff members’ own patient records, allocate the DG Record Access key to those individuals who are allowed access to their records. Make sure all users have their SSN defined in the New Person file. Otherwise, they will not be able to access any patients.
7. Use the Enter/Edit Patient Security Level option to enter patients to track and flag patients as sensitive or non-sensitive.

## 2.7.2 Update Security Parameters

### Edit Security Parameters

Type YES to track access to all patients all the time at the “Track all Patient Access?:” prompt.

**Warning:** This can put quite a load on your system and storage capabilities. It will automatically add patients as non-sensitive to the DG Security Log file the first time their record is accessed.

Type a number between 30 and 365 days at the “Days to Maintain Sensitivity Log:” prompt. This parameter determines the number of days in the past you want to keep information on who accessed patient information. The parameter is used by the Purge Record of User Access from Security Log option.

Type YES or NO at the “Restrict Access to User’s Own Record:” prompt. Do you want to restrict users from accessing their own records? If you answer YES, only users holding the DG Record Access key can access their own patient record. If turned on, this parameter requires that all users accessing patient records have their correct social security number (SSN) defined in the New Person file. The SSN is used to find that user’s patient record in file 2.

Type the mail group to be notified when sensitive records are accessed by users not holding the DG Sensitivity key “Sensitive Record Accessed Group:” prompt. This must be a mail group already defined. You can add new mail groups under action 2 – Edit Mail Group Members detailed below.

Type the mail group to be notified when a patient's security level is changed from sensitive to non-sensitive "Sensitivity Removed Group:" prompt. This must be already defined in the Mail Group file.

### **Edit Mail Group Members**

Add members to mail groups defined in Security Parameters. You can add a new mail group here. The add function automatically sets the mail group type to public, self-enrollment to No and restrictions to Unrestricted. If you want these changed, you must access the Mail Group Edit on the site manager menu.

You also need to add members to the DG Missing New Person SSN mail group. This mail group receives bulletins when users don't have their SSN defined in the New Person file. The bulletin is only sent if the Restrict Access to User's Own Record parameter is turned on, the user does not hold the DG Record Access key, and there is no SSN in file 200 for that user. These users cannot access any patient record because the software cannot determine if the user is accessing his/her record. Until at least one member is added to this mail group, you will be reminded to add members when you select this action.

### **List Security Key Holders:**

This action simply lists everyone who holds security keys used by this module. This is provided to help you keep track of who has which level of access.

## 3.0 Menu Diagram

### 3.1 Scheduling Menu

#### Scheduling Menu (BSDMENU)

```

|
|__AL Appointment List [BSD PRINT APPT LIST]
|__AM Appointment Management [BSD APPT MGT]
|__CR Chart Requests [BSD CHART REQUEST]
|__DA Display Patient's Appointments [BSD DISPLAY APPTS]
|__MB Multiple Appointment Booking [BSD MULTI BOOK]
|__MC Multiple Clinic Display/Book [BSD MULTI CLINIC]
|__MD Month-at-a-glance Display [BSD MONTH DISPLAY]
|__PL Print Scheduling Letters [BSD LETTER PRINT]
|__PS View Provider's Schedule [BSD PROVIDER SCHEDULE]
|__WL Waiting List Enter/Edit [BSD WAIT LIST]
|__PCP Primary Care Provider Menu [BSD MENU PRIMARY CARE]
|   |__PCL Primary Care Providers List [BSDPCP LIST]
|   |__STM Set Up Primary Care Teams [BSDPCP TEAM]
|   |__UPC Update Primary Care Provider [BSDPCP EDIT 1PAT]
|__PMR Patient Mini Registration [BSDAM MINI REGISTRATION]
|__SCR Reports Menu (Scheduling) [BSD MENU REPORTS]
|   |__AIU Address/Insurance Update [BSDRM ADDRESS UPDATE]
|   |__CHL Chart Locator [BSDRM CHART FINDER]
|   |__LCR List Charts Requested [BSDRM CHART REQUEST]
|   |__LRS List Routing Slips Printed [BSDRM RS PRINT LIST]
|   |__FRL File Room List [BSDRM FILE ROOM LIST]
|   |__HSC Health Summaries by Clinic [BSDRM HS BY CLINIC]
|   |__RPL Radiology Pull List [BSDRM RAD PULL LIST]
|   |__RS Routing Slips [BSDRM ROUTING SLIPS]
|   |__ [BSDRM LINE]
|   |__AMR Appointment Management Reports [BSDRM APPT MGT]
|   |__CAR Clinic Availability Reports [BSDRM CLINIC AVAILABILITY]
|   |__CPF Clinic Profile [BSD CLINIC PROFILE]
|   |__NSR No-Show Reports [BSDRM NOSHOW REPORTS]
|   |__WLR Waiting List Report [BSDRM WAIT LIST REPORT]
|   |__WSR Workload/Statistical Reports [BSDRM WORKLOAD]
|__SCS Supervisor Menu (Scheduling) [BSD MENU SUPERVISOR]
|   |__ACM Application Coordinator Menu [BSD MENU APP COORDINATOR]
|   |   |__ACR Add Cancellation Reasons [BSDSM CANCEL REASON ADD]
|   |   |__AEH Add/Edit a Holiday [BSDSM HOLIDAY]
|   |   |__AWR Add Waiting List Reasons [BSDSM WAIT REASON ADD]
|   |   |__CHG Change Patterns to 30-60 [BSDSM CONVERT TO 3060]
|   |   |__CVS Create Visit Status Report [BSDSM CREATE VISIT]
|   |   |__ESP Edit Scheduling Parameters [BSDSM PARAM EDIT]
|   |   |__IRC Inactivate/Reactivate Clinic [BSDSM INACT/REACT CLINIC]
|   |   |__KEY View Scheduling Keys [BSDSM KEYS]
|   |   |__OVB Users with Overbook to All Clinics [BSDSM OVERBOOK LIST]
|   |   |__PSD Purge Scheduling Data [SD PURGE]
|   |   |__RMC Remap Clinic [BSDSM REMAP CLINIC]
|   |   |__SCT Scheduling Templates [BSDSM SCHED TEMPLATES]
|   |   |__VED View Event Driver [BSDSM EVENT DRIVER]
|
|   |__CPF Clinic Profile [BSD CLINIC PROFILE]
|   |__CRA Cancel/Restore Clinic Availability [BSDSM CANCEL/RESTORE]
|   |__DSU Display Scheduling User [BSDSM DISPLAY USER]
|   |__EEL Enter/Edit Letters [BSDSM LETTER EDIT]
|   |__LAM List Appts Made By Clinic [BSDSM APPT MADE BY LIST]

```



```
|
|  |__MON Month-at-a-glance Display [BSD MONTH DISPLAY]
|  |__SET Set Up a Clinic [BSDSM SETUP CLINIC]
|
```

Figure 3-1: Using the scheduling menu

## 3.2 ADT Menu

```
ADT Menu (BDGMENU)
|
|  |__BC Bed Control [BDG MENU BED CONTROL]
|  |  |__ADM Admit a Patient [BDG ADMIT]
|  |  |__DSC Discharge a Patient [BDG DISCHARGE]
|  |  |  |__EBC Extended Bed Control [BDG BED CONTROL EXTENDED]
|  |  |  |__EPI Extended Inpatient Inquiry [BDG EXTENDED INQUIRY]
|  |  |  |__PCH Provider Change [BDG PROVIDER CHANGE]
|  |  |  |__SWB Switch Bed [BDG BED SWITCH]
|  |  |  |__TTX Treating Specialty Transfer [BDG SERVICE TRANSFER]
|  |  |  |__WTX Ward Transfer [BDG WARD TRANSFER]
|  |  |__DS Day Surgery Menu [BDG MENU DAY SURGERY]
|  |  |  |__DSAU Day Surgery Audit Report [DG IHS DS AUDIT REPORT]
|  |  |  |__DSE Day Surgery Enter/Edit [DG IHS DS ENTER/EDIT]
|  |  |  |__DSL Patient List by Day Surgery Date [DG IHS DS LIST]
|  |  |  |__DSNR List of Patients Not Released [DG IHS DS NOT RELEASED]
|  |  |  |__DSP Edit Past Day Surgeries [DG IHS DS EDIT PAST]
|  |  |  |__DSPC PCC Day Surgery Visits Listing [DG IHS DS PCC LIST]
|  |  |  |__DSPQ Provider QA Report [DG IHS DS PROVIDER QA REPORT]
|  |  |  |__DSQ Inquiry Day Surgery Entry [DG IHS DS INQUIRY]
|  |  |  |__DSTX Statistics by Treating Specialty [DG IHS DS SPECIALTY STATS]
|  |  |  |__DSW Print DS Worksheet [DG IHS DS WORKSHEET]
|  |  |__IC Incomplete Chart Menu [BDG MENU INCOMPLETE CHART]
|  |  |  |__CODE Inpatient Chart Coding [BDG IC CODE]
|  |  |  |__ECD Edit Chart Deficiency List [BDG IC DEFICIENCY EDIT]
|  |  |  |__FVH Fix Missing V Hospitalization Entries [BDG IC FIX V HOSP]
|  |  |  |__ICE Incomplete Charts Edit [BDG IC EDIT]
|  |  |  |__ICF Incomplete Chart Forms [BDG IC FORMS]
|  |  |  |__ICR Incomplete Chart Reports [BDG IC REPORTS]
|  |  |  |__ICS Incomplete Chart Statistics [BDG IC STATS]
|  |  |  |__ICV Fix Visit in ICE [BDG IC EDIT VISIT]
|  |  |__PI Patient Inquiry [BDG PATIENT INQUIRY]
|  |  |__PV Provider Inquiry [BDG PROVIDER INQUIRY]
|  |  |__RM ADT Reports Menu [BDG MENU REPORTS]
|  |  |  |__AFM Admission Forms [BDG REPORT ADMIT FORMS]
|  |  |  |__ASR ADT Statistical Reports [BDG REPORT STATISTICS]
|  |  |  |__BED Bed Availability [BDG BED AVAILABILITY]
|  |  |  |__CIC Current Inpatient Census [BDG REPORT CURRENT CENSUS]
|  |  |  |__CIL Current Inpatient Listings [BDG REPORT CURRENT INPTS]
|  |  |  |__ILD Inpatient Listings by Date [BDG REPORT INPT BY DATE]
|  |  |  |__IWA Inpatients with Appointments [BDG REPORT APPTS]
|  |  |  |__OIL Operators' Inpatient List [BDG REPORT OPERATOR LIST]
|  |  |  |__PMR Patient Movement Reports [BDG REPORT PAT MOVEMENTS]
|  |  |  |__SVL Scheduled Visits Listing [BDG REPORT SCHED VISIT]
|  |  |  |__VAH View Admission History [BDG VIEW ADMIT HISTORY]
|  |  |__SI Seriously Ill List Entry [BDG SERIOUSLY ILL ENTER]
|  |  |__SM ADT Supervisor Menu [BDG MENU SUPERVISOR]
|  |  |  |__ADS Admissions & Discharges Sheet [BDG A&D CALC/PRINT]
|  |  |  |__BUL Post A&D Sheet Bulletin [BDG A&D POST BULLETIN]
|  |  |  |__CEN Census Reports Menu [BDG MENU CENSUS]
|  |  |  |  |__AID1 Track Census by Ward [BDG CENSUS AID1]
|  |  |  |  |__AID2 Track Census by Ward & Service [BDG CENSUS AID2]
|  |  |  |  |__AID3 Track Census by Service [BDG CENSUS AID3]
|  |  |  |  |__AID4 List Ward Census Movements [BDG CENSUS WARD MOVEMENTS]
|
```

```
|__M202 Monthly Report of Inpatient Services(HSA-202-1) [BDG CENSUS  
|__M202]  
|__Y202 HSA-202-1 Report by Range of Dates [BDG CENSUS Y202]  
|__REC Recalculate Census Totals [BDG A&D RECALC]  
|__SYS ADT System Definition Menu [BDG MENU SYSTEM]  
|__CKL Check ADT-PCC Link [BDG SYS PCC STATUS]  
|__EAP Edit ADT Parameters [BDG SYS EDIT PARAMETERS]  
|__ICF Initialize Census Files [BDG SYS INIT CENSUS]  
|__KEY List ADT Security Keys [BDG SYS KEYS]  
|__SAF Setup ADT Files [BDG SYS SETUP]  
|__VAD View A&D Corrections [BDG A&D VIEW CHANGES]  
|__SV Scheduled Visit Entry/Edit [BDG SCHED VISIT EDIT]
```

Figure 3-2: Using the ADT menu

### 3.3 Sensitive Patient Tracking

```
Sensitive Patient Tracking (BDG SECURITY MENU)  
|__DUA Display User Access to Patient Record [BDG SECURITY DISPLAY LOG]  
|__EPL Enter/Edit Patient Security Level [BDG SECURITY ENTER/EDIT]  
|__LSP List Sensitive Patients [BDG SECURITY LIST]  
|__PLOG Purge Record of User Access from Security Log [BDG SECURITY PURGE  
|__LOG]  
|__PPAT Purge Non-sensitive Patients from Security Log [BDG SECURITY PURGE  
|__PATIENTS]  
|__USP Update Security Parameters [BDG SECURITY PARAMETER EDIT]  
|__XSO Sensitive Patient Tutorial [BDG SECURITY HELP]
```

Figure 3-3: Using the sensitive patient tracking menu

## 4.0 Routines

### 4.1 Routine List

#### 4.1.1 ADT and Sensitive Patient Tracking

BDGAD0	BDGAD1	BDGAD2	BDGAD3	BDGAD4	BDGAD5
BDGADD	BDGADD1	BDGADD2	BDGADS	BDGADS1	BDGADS2
BDGAPI	BDGAPI1	BDGAPI2	BDGBEDA	BDGBULL	BDGBULL1
BDGCCEN	BDGCEN	BDGCEN0	BDGCEN1	BDGCEN10	BDGCEN11
BDGCEN2	BDGCEN20	BDGCEN3	BDGCEN30	BDGCEN31	BDGCEN32
BDGCENI	BDGCENL	BDGCPT	BDGCPT1	BDGCRB	BDGCRB1
BDGCSR	BDGDDU	BDGEAN	BDGEAN2	BDGENV	BDGEPI
BDGF	BDGF1	BDGF2	BDGFL	BDGH01	BDGH02
BDGH03	BDGH04	BDGH05	BDGH06	BDGHL7I	BDGICC
BDGICE	BDGICEVT	BDGICF	BDGICF1	BDGICF2	BDGICF21
BDGICR	BDGICR1	BDGICR2	BDGICR3	BDGICR4	BDGICR41
BDGICR5	BDGICS	BDGICS1	BDGICS2	BDGICS3	BDGICS4
BDGILD	BDGILD1	BDGILD2	BDGILD3	BDGILD4	BDGILD5
BDGILD6	BDGILD61	BDGILD62	BDGILD63	BDGILD7	BDGIMPL
BDGIPL	BDGIPL1	BDGIPL2	BDGIPL3	BDGIPL31	BDGIPL4
BDGIPL5	BDGIPL6	BDGIPL7	BDGIPL8	BDGIPL9	BDGKEYS
BDGL	BDGLOC	BDGLOC1	BDGLOS1	BDGM202	BDGM202A
BDGM202B	BDGM202C	BDGOPATM	BDGOPL	BDGPAR	BDGPARM
BDGPCCE	BDGPCCE1	BDGPCCE2	BDGPCCEL	BDGPCCL	BDGPI
BDGPI0	BDGPI1	BDGPI3	BDGPOST	BDGPOST1	BDGPOST2
BDGPOST3	BDGPOST4	BDGPRE	BDGPRE1	BDGPV	BDGPV1
BDGSD	BDGSD1	BDGSEC2	BDGSECH	BDGSECL	BDGSECU
BDGSECU1	BDGSTAT	BDGSTAT1	BDGSTAT2	BDGSTAT3	BDGSVE
BDGSVL	BDGSVL1	BDGSVS	BDGSYS	BDGSYS1	BDGSYS2
BDGSYS3	BDGSYS4	BDGSYS5	BDGSYS6	BDGSYS7	BDGVAH
BDGVAR	BDGVHF	BDGXREF1			

#### 4.1.2 Scheduling

BSDAIU	BSDAL	BSDAL0	BSDAL1	BSDAL2	BSDALL
BSDALS	BSDAM	BSDAM10	BSDAMEP	BSDAMO	BSDAMR
BSDAMR2	BSDAP	BSDAPI	BSDAPI2	BSDAPL	BSDAPP
BSDAVAIL	BSDB	BSDB0	BSDCAR	BSDCCR0	BSDCCR1
BSDCCR2	BSDCCR3	BSDCCR4	BSDCCR5	BSDCCRL	BSDCF
BSDCLA	BSDCLAV	BSDCLDOW	BSDCO1	BSDCP	BSDCRL
BSDCVC	BSDDAM	BSDDPA	BSDFORM	BSDFRL	BSDH01
BSDH02	BSDH021	BSDH03	BSDH04	BSDHELP	BSDHS
BSDHSP	BSDIMPL	BSDKEYS	BSDL	BSDLCA	BSDLCA1

BSDLINK	BSDLT	BSDM0	BSDMERG	BSDMM	BSDMON
BSDN1	BSDNAA	BSDNACT	BSDNOS	BSDNS2	BSDNSR
BSDNXAA	BSDOVB	BSDPARM	BSDPC	BDPCC	BDPCP
BDPCT	BDPOST	BDPOST1	BDPRV	BDPVD	BDPVW
BDREG	BDRFC	BDROUT	BDROUT0	BDROUT1	BDROUT2
BDROUTQ	BDRPW7	BDSCCEC	BDSCITP	BDSCO1	BDSCO3
BDSCO5	BDSCO6	BDSCPAT	BDSCRAC	BDSCRPC	BDSCSLT
BDSDCTA	BDSDCTM	BDSDCTP	BDSDCV1	BDST	BDSDSYS1
BSDU	BSDU1	BSDU2	BSDU3	BDUSL	BDUSR
BDV	BDVAR	BDWKR	BDWKR1	BDWKR2	BDWKR3
BDWKR4	BDWL	BDWLL	BDWLV		

## 4.2 Routines w/ Descriptions

PIMS contains routines in the following VA namespaces: DG, SC, SD, VA (-VALM\*) and in IHS namespaces BDG and BSD. All VA routines belonging to PIMS have been exported whether or not they are used by IHS. The integration has become so tight that many routines from one namespace call those from the others.

IHS Routines for ADT and Sensitive Patient Tracking: 147 routines. Minus Day Surgery routines

### 4.2.1 ADT and Sensitive Patient Tracking

IHS Routines for ADT and Sensitive Patient Tracking: 147 routines. Minus Day Surgery routines

Grouped Routines	Description
BDGAD0	A&D utility calls
BDGAD1	A&D admissions
BDGAD2	A&D ward transfers
BDGAD3	A&D serv transfers
BDGAD4	A&D discharges
BDGAD5	A&D pts remaining
BDGADD	A&D detailed print
BDGADD1	A&D detailed print cont.
BDGADD	A&D detailed-day surgery
BDGADS	A&D summary print
BDGADS1	A&D summary print cont.
BDGADS2	A&D summary-day surgery
BDGAPI	Patient movement api's
BDGAPI1	Patient movement api's
BDGAPI2	Patient movement api's
BDGBEDA	Bed availability browse mode
BDGBULL	Post a&d bulletin
BDGBULL1	Post adt bulletins

<b>Grouped Routines</b>	<b>Description</b>
BDGCCEN	Current inpt census
BDGCEN	Census aid-list by ward only
BDGCEN0	Census aid-by ward cont
BDGCEN1	Census aid-list by ward & tx
BDGCEN10	Census aid-list by ward&srv
BDGCEN2	Census aid-list by service
BDGCEN20	Census aid-list by service
BDGCEN3	Census aid-patient lists
BDGCEN30	Census aid-patient list
BDGCEN31	Print census aid-patient list
BDGCEN32	Census ward list-summary
BDGCENI	Auto initialize census
BDGCENL	Pat movement options
BDGCPT	List cpt codes for inpt stay
BDGCPT1	More cpt codes for inpt stay
BDGCRB	Clinical record brief
BDGCRB1	A sheet print
BDGCSR	Coding status reports
BDGDDU	Pims dd utilities
BDGEAN	Inpts w/ external acct #
BDGENV	Pims environment check rtn
BDGEPI	Extended patient inquiry
BDGF	General pims function calls
BDGF1	Inpt data function calls
BDGF2	Pat info function calls
BDGFL	General list mgr functions
BDGH01	Intro text for adt menu
BDGH02	Intro text for bed control menu
BDGH03	Intro text for adt reports
BDGH04	Intro text for census reports
BDGH05	Intro text for system setup menu
BDGH06	Intro text for incomplete chart menu
BDGHL71	Inbound hl7 data to Pims
BDGICC	Incomplete chart computed fields
BDGICE	Incomplete chart edit
BDGICEVT	Create IC entry at discharge
BDGICF	Incomplete chart forms
BDGICF1	Deficiency worksheets
BDGICF2	Incomplete chart view
BDGICF21	View IC summary
BDGICR	Incomplete chart reports
BDGICR1	Incomplete chart by patient
BDGICR2	Incomplete chart by provider
BDGICR3	IC report

<b>Grouped Routines</b>	<b>Description</b>
BDGICR4	Coded a sheet reports
BDGICR41	Coded a sheet reports
BDGICS	Incomplete chart statistics
BDGICS1	Inpatient coding status
BDGICS2	Day surgery coding status
BDGICS3	Charts completed by date
BDGICS4	Workload-completion times
BDGILD	Inpt lists by date
BDGILD1	Admissions by date
BDGILD2	Readmissions by date
BDGILD3	Non-bene admissions
BDGILD4	Icu transfers
BDGILD5	Discharges by date
BDGILD6	Facility transfers
BDGILD6	Trans between fac(calc)
BDGILD62	Transfers between facilities(print)
BDGILD63	Transfers between facilities(print)
BDGILD7	Inpt deaths by dat
BDGIMPL	Adt implementation
BDGIPL	Current inpt lists
BDGIPL1	Alpha list of current inpts
BDGIPL2	Curr inpts by ward/name
BDGIPL3	Curr inpts by ward/room
BDGIPL31	Calculate list by ward/room
BDGIPL4	Curr inpts by service
BDGIPL5	Curr inpts by srv & prov
BDGIPL6	Chaplain's list
BDGIPL7	Curr inpts w/insurance
BDGIPL8	Curr inpts by los
BDGIPL9	Curr inpts on si/dnr list
BDGKEYS	List holders of adt keys
BDGLOC	Locator card
BDGLOC1	Locator card - print
BDGLOS1	Los by ward by month
BDGM202	Hsa-202 queue
BDGM202A	M202 calculate
BDGM202B	M202 print
BDGM202C	M202 print cont.
BDGOPL	Operators' list of inpatients
BDGPAR	Calls for adt parameters
BDGPARM	Ihs adt parameters
BDGPCCE	Code pcc h visit
BDGPCCE1	Build display screens for code
BDGPCCE2	Pull up all i visits

<b>Grouped Routines</b>	<b>Description</b>
BDGPCCEL	Code pcc visit listing
BDGPCCL	Pcc link code
BDGPI	Patient inquiry
BDGPI0	Patbdgnt inquiry continued
BDGPI1	Pi expanded demographics
BDGPI3	Day surgery details
BDGPOST	Pims postinit
BDGPOST1	Pims postini
BDGPOST2	Adt postinit cont.
BDGPOST3	Adt postinit (transfer facility)
BDGPOST4	Pims post init (ic files)
BDGPRES	Pims preinit
BDGPV	Provider inquiry
BDGPV1	Provider inquiry cont.
BDGSD	Future appts for new inpts
BDGSD1	Appts for current inpts
BDGSEC2	Sensitive pat display
BDGSECH	Intro help for options
BDGSECL	List sensitive patients
BDGSECU	Update security parameters
BDGSECU1	List holders of sensitive keys
BDGSTAT	Inpt stats reports
BDGSTAT1	Average daily patient load
BDGSTAT2	Inpt stats by ward
BDGSTAT3	Inpt stats by serv
BDGSVE	Scheduled visit edit
BDGSVL	Sched visits list
BDGSVL1	Sched visit listing
BDGSVS	Sched visit summary
BDGSYS	System files setup
BDGSYS1	Hospital service setup
BDGSYS2	Treating specialty setup
BDGSYS3	Inpatient ward setup
BDGSYS4	Room-bed setup
BDGSYS5	Adt event driver view
BDGSYS6	Mail groups on bulletins
BDGSYS7	Transfer facility setup
BDGVAH	View admission history
BDGVAR	Variable set and kill
BDGVHF	Create vhosp if missing
BDGXREF1	Ihs mumps xrefs

## 4.2.2 Scheduling

**IHS Routines for Scheduling: 114 routines**

<b>Grouped Routines</b>	<b>Description</b>
BSDAIU	Address & insurance update
BSDAL	IHS appointment list
BSDAL0	IHS appt list - continued
BSDAL1	IHS appointment list
BSDAL2	IHS appt list - continued
BSDALL	IHS appt list - It code
BSDALS	Short appt list - It code
BSDAM	IHS calls for appt mgt
BSDAM10	IHS calls from sdam10
BSDAMEP	Extended display
BSDAMO	IHS mods to appt mgt report
BSDAMR	Appt mgt reports
BSDAMR2	Appts req action
BSDAP	Appt profile menu
BSDAPI	Scheduling APIS
BSDAPL	Appts printed list
BSDAPP	IHS calls from SDAPP
BSDAVAIL	Cancel/restore clinic avail
BSDB	Set up a clinic via Screenman
BSDB0	Scheduling templates
BSDCAR	Clinic availability reports;
BSDCCR0	Clinic capacity report
BSDCCR1	Clinic capacity report continued
BSDCCR2	Clinic capacity report cont
BSDCCR3	Clinic capacity report cont
BSDCCR4	Clinic capacity report cont.
BSDCCR5	Clinic capacity report cont.
BSDCCRL	List template for clinic capacity report
BSDCF	Chart finder
BSDCLA	List clinic abbreviations
BSDCLAV	Clinic avail report
BSDCLDOW	Clinic list-day of week
BSDCO1	IHS check-out process
BSDCP	Clinic profile
BSDCRL	Chart requests list
BSDCVC	List visit creation status
BSDDAM	Appts made by date report
BSDDPA	Display pat appts
BSDFORM	Prints HS & other forms
BSDFRL	IHS file room list
BSDH01	Intro text for appts menu



<b>Grouped Routines</b>	<b>Description</b>
BSDH02	Intro text for reports menu
BSDH021	Help text for clinic avail rpts
BSDH03	Intro text for supervisor menu
BSDH04	Intro text 4 app coord menu
BSDHS	Hs by clinic
BSDHSP	Print/browse health summary
BSDIMPL	Scheduling implementation
BSDKEYS	List holders of sched keys
BSDLCA	Clerk who made appt list
BSDLCA1	Clerk who made appt totals
BSDLT	IHS calls for letters
BSDM0	IHS month-at-a-glance
BSDMERG	Sched patient merge
BSDMM	IHS calls from SDMM
BSDMON	Month at a glance optio
BSDN1	IHS changes to no-show letters
BSDNAA	Num avail appt report
BSDNACT	Inactivate/reactivate clinic
BSDNOS	Noshow report
BSDNS2	Frequent no-shows
BSDNSR	No-show reports
BSDNXAA	# Days til next appt
BSDOVV	List overbook key holders
BSDPARM	IHS scheduling parameters
BSDPC	1 <sup>st</sup> avail appt for prin clinic
BSDPCC	PCC calls from scheduling
BSDPCP	Update pcp for group of pts
BSDPCT	Set up primary care team
BSDPOST	PIMS postinit
BSDPOST1	Scheduling post init cont.
BSDPRV	1 <sup>st</sup> avail appt by provider/team
BDPVD	Provider's daily schedule
BDPVV	Provider weekly schedule
BSDREG	Reg edits from scheduling
BSDRFC	Radiology pull list
BSDROUT	IHS calls from SDROUT
BSDROUT0	Routing slips calc
BSDROUT1	Routing slips print
BSDROUT2	More subroutines
BSDROUTQ	IHS routing slip questions
BSDRPW7	IHS calls from scrpw7* rtns
(BSDSC* routines created as part of PCMM which is not used in this version. Routines exported in case PCMM is used in the future.)	
BSDSCEC	Pt assign details template

Grouped Routines	Description
BSDSCITP	Team profile list template
BSDSCO1	Pt hist assign list template
BSDSCO3	Prv hist assign list template
BSDSCO5	Pt hist assign list template
BSDSCO6	Team hist assign list template
BSDSCPAT	Provider's Patients
BSDSCRAC	Provider demographics
BSDSCRPC	Mods to PCMM RPC Calls
BSDSCSLT	Team Summary List
BSDSCTA	Pat List for Team;
BSDSCTM	Team Member list
BSDSCTP	Team Patient list
BSDSCV1	PCMM Inconsistencies
BSDST	Scheduling Templates
BSDSYS1	Sched Event Driver View
BSDU	IHS Utility Calls-Clinic Info

## 4.3 Modified Routines

### 4.3.1 Out of 1110 VA DG\* routines, 38 have IHS modifications:

These are VA routines for ADT and Registration. Only some of the ADT routines are used by IHS and only those Registration routines dealing with sensitive patient tracking are used.

```
DG272PT ;alb/maw-DG*5.3*272 POST-INSTALL TO PURGE IVM DATA
;2/1/2000 [ 04/12/2000 3:07 PM ]
;;5.3;Registration;**272**;Aug 13, 1993
;IHS/ANMC/LJF 4/12/2000 quit added to bypass purge for IHS sites
;
; This routine is the post-installation for patch DG*5.3*272.
;
```

```
DGACT ;ALB/CAW - Active check for facility TS or Specialty ; [ 09/13/2001 3:02
PM ]
;;5.3;Registration;**64**;Aug 13, 1993
;IHS/ANMC/LJF 5/17/2001 added IHS check for admitting services
;
```

**DGENA2** ;ALB/CJM,RTK - Enrollment API - Automatic Update; [ 09/13/2001 3:02 PM ]

;;5.3;Registration;\*\*121,122,147,232,327\*\*;Aug 13,1993  
;IHS/ANMC/LJF 6/16/2000 quit auto enrollment if IHS  
; 8/24/2000 quit auto-update if IHS  
;

**DGLOCK** ;ALB/MRL - PATIENT FILE DATA EDIT CHECKS ; [ 09/13/2001 3:03 PM ]

;;5.3;Registration;\*\*108,161,247\*\*;Aug 13, 1993  
;IHS/ANMC/LJF 7/13/2001 added Quit to TAD subroutine  
;

**DGMTCOR** ;ALB/CAW,SCG - Check Co-pay Test Requirements ; [ 09/13/2001 3:03 PM ]

;;5.3;Registration;\*\*21,45,182,290,305,330\*\*;Aug 13, 1993  
;IHS/ANMC/LJF 8/24/2000 added quit; called by xref in file 2  
;

**DGMTREQB** ;ALB/CAW Send mail bulletin if means test required ; [ 09/13/2001 3:03 PM ]

;;5.3;Registration;\*\*3\*\*;Aug 13, 1993  
;IHS/ANMC/LJF 6/15/2000 added quit if site is IHS instead of VA  
;  
;

**DGOPATM** ;GLRISC/REL - Patient Movements ; [ 09/13/2001 3:55 PM ]

;;5.3;Registration;\*\*93,162\*\*;Aug 13, 1993  
;IHS/ANMC/LJF 5/24/2001 changed date limit to 14 days into past  
; added choice of type of movement  
;

**DGPATN** ;ALB/MRL - NEW PATIENT ENTRY ; [ 09/13/2001 3:55 PM ]

;;5.3;Registration;\*\*41,278\*\*;Aug 13, 1993  
;IHS/ANMC/LJF 8/25/2000 make sure DFN>0 in S subroutine  
;

**DGPMBSAR** ;ALB/LM/MJK - RECALC ENTRY POINTS; [09/13/2001 3:55 PM ]

;;5.3;Registration;\*\*85\*\*;Aug 13, 1993  
;IHS/ANMC/LJF 4/18/2001 removed check for VA only parameters  
; bypassed auto queuing of recal  
;

**DGPMBSR** ;ALB/LM - BED STATUS REPORT RECALCULATION; [ 09/13/2001  
3:55 PM ]

;;5.3;Registration;;Aug 13, 1993

;IHS/ANMC/LJF 3/30/2001 added call to purge IHS files

;                    changed call to calculate census

;                    3/31/2001 stopped updating file with auto-queue info

;

**DGPM EVT** ;ALB/RMO - MAS MOVEMENT EVENT DRIVER; [ 12/02/2001  
7:11 PM ]

;;5.3;Registration;\*\*61\*\*;Aug 13, 1993

;IHS/ANMC/LJF 3/08/2001 using IHS protocol menu for event driver

;                    5/02/2001 added setting of IHS variables

;

**DGPMEX** ;ALB/MIR - EXTENDED BED CONTROL ; [ 01/09/2002 7:49 AM ]

;;5.3;Registration;\*\*40,59\*\*;Aug 13, 1993

;IHS/ANMC/LJF 3/02/2001 added kill of patient variables

;                    removed calls to PTF code

;                    1/09/2002 fixed code to see duplicate admissions

;

**DGPMGL** ;ALB/MRL/LM/MJK - G&L ENTRY POINT; [ 09/13/2001 3:56 PM ]

;;5.3;Registration;\*\*85\*\*;Aug 13, 1993

;IHS/ANMC/LJF 3/30/2001 replaced VA header with IHS one

;                    checked IHS census files for data

;                    commented out code we do not need

;                    9/05/2001 added read so errors don't scroll off screen

;

**DGPMGL1** ;ALB/MRL/LM/MJK - G&L ENTRY POINT CONT.; [ 09/13/2001  
3:56 PM ]

;;5.3;Registration;;Aug 13, 1993

;IHS/ANMC/LJF 3/30/2001 changed references to IHS files

;                    added calls to IHS routines for calculate

;                    commented out code not needed

;

**DGPMRBA** ;ALB/MIR - ROOM-BED AVAILABILITY; 9 JAN 89 [ 06/28/2001  
8:16 AM ]

;;5.3;Registration;;Aug 13, 1993

;IHS/ANMC/LJF 3/08/2001 added screen for inactive wards

;                    6/28/2001 remove sort by service (IHS does not have

;                    ward attached to just one service)

;                    expanded view put into list manager

;

**DGPMRBA1** ;ALB/MIR - PRINT FROM BED AVAILABILITY ; [ 11/08/2001  
3:04 PM ]

;;5.3;Registration;;Aug 13, 1993

;IHS/ANMC/LJF 6/28/2001 added code to screen out inactive wards  
;  
; added IHS code for scheduled admissions  
;

**DGPMV** ;ALB/MRL/MIR - PATIENT MOVEMENT DRIVER; [ 09/13/2001 3:56  
PM ]

;;5.3;Registration;\*\*60,200\*\*;;Aug 13, 1993

;IHS/ANMC/LJF 2/21/2001 Removed patient laygo; changed DHCP to IHS  
;  
; 3/08/2001 Added check for temporary chart #  
;  
; 8/29/2001 added code for calls from VPR  
;

**DGPMV1** ;ALB/MRL/MIR - PATIENT MOVEMENT, CONT.; [ 09/13/2001 3:56  
PM ]

;;5.3;Registration;\*\*59\*\*;;Aug 13, 1993

;IHS/ANMC/LJF 2/21/2001 Removed means test message  
;

**DGPMV10** ;ALB/MRL/MIR - PATIENT MOVEMENT, CONT.; [ 09/13/2001 3:57  
PM ]

;;5.3;Registration;\*\*84\*\*;;Aug 13, 1993 ;[ 03/07/2001 7:10 AM ]

;IHS/ANMC/LJF 2/21/2001 Removed extra display fields (religion,  
;  
; marital status & eligibility)  
;  
; 2/22/2001 Added admitting provider to display  
;  
; Changed length of stay display  
;  
; 3/07/2001 Changed seriously ill display  
;  
; 3/08/2001 Added bed phone to display  
;

**DGPMV2** ;ALB/MRL/MIR - PATIENT MOVEMENT PROCESSOR; [ 09/13/2001  
3:57 PM ]

;;5.3;Registration;\*\*40\*\*;;Aug 13, 1993

;IHS/ANMC/LJF 3/02/2001 added check for lockout parameter  
;  
; 3/08/2001 removed call to PTF file  
;

**DGPMV20** ;ALB/MIR - DISPLAY DATES FOR SELECTION ; [ 11/09/2001 6:37  
AM ]

;;5.3;Registration;\*\*40\*\*;;Aug 13, 1993

;IHS/ANMC/LJF 3/02/2001 EPI now uses list template  
;  
; 3/08/2001 added admitting provider to display  
;  
; 11/08/2001 used short dx instead of comments line 1  
;

**DGPMV21** ;ALB/MRL/MIR - PASS/FAIL MOVEMENT DATE; [ 09/13/2001 3:57 PM ]

;;5.3;Registration;\*\*40,95,131\*\*;;Aug 13, 1993  
;IHS/ANMC/LJF 3/08/2001 removed calls to PTF  
;  
; added check for lockout date range  
;

**DGPMV3** ;ALB/MIR - ENTER TRANSACTION INFORMATION; [ 12/03/2001 2:39 PM ]

;;5.3;Registration;\*\*34,54,62,95\*\*;;Aug 13, 1993  
;IHS/ANMC/LJF 2/21/2000 changed to IHS input templates  
;  
; 3/08/2001 set ^utility for IHS fields  
;  
; 7/25/2001 added code for silent APIs  
;

**DGPMV31** ;ALB/MIR - CONTINUE ADMIT PROCESS ; [ 12/04/2001 7:43 AM ]

;;5.3;Registration;\*\*43,114\*\*;;Aug 13, 1993  
;IHS/ANMC/LJF 3/08/2001 bypassed setting entry in PTF file  
;  
; 7/26/2001 Added check for DGQUIET to write statements  
;

**DGPMV32** ;ALB/MIR - CONTINUE TRANSFER A PATIENT OPTION ;  
[09/13/2001 3:58 PM]

;;5.3;Registration;;Aug 13, 1993  
;IHS/ANMC/LJF 7/26/2001 added check for DGQUIET  
;

**DGPMV33** ;ALB/MIR - DISCHARGE A PATIENT, CONTINUED ; [ 12/03/2001 6:34 AM ]

;;5.3;Registration;\*\*204\*\*;;Aug 13, 1993  
;IHS/ANMC/LJF 3/09/2001 bypassed PTF code  
;  
; 3/28/2001 insured SI/DNR deleted at discharge  
;  
; 7/27/2001 added check for DGQUIET to writes  
;

**DGPMV36** ;ALB/MIR - TREATING SPECIALTY TRANSFER, CONTINUED ; [ 12/01/2001 7:34 PM ]

;;5.3;Registration;;Aug 13, 1993  
;IHS/ANMC/LJF 2/21/2001 Used IHS input templates  
;  
; 3/09/2001 Added IHS ^utility nodes for event driver  
;  
; 7/06/2001 Removed stuffing of DX into comments  
;  
; 7/25/2001 Added check for silent API  
;  
; 7/26/2001 Added check for DGQUIET to write statements  
;

**DGPMV BUR** ;ALB/MIR - UR ADMISSION BULLETIN FOR MCCR ; [ 09/13/2001 3:58 PM ]  
 ;;5.3;Registration;\*\*26,31\*\*;Aug 13, 1993  
 ;IHS/ANMC/LJF 7/06/2001 Added Quit to INS subroutine  
 ;

**DGPMVDL** ;ALB/MIR - DELETE PATIENT MOVEMENTS ; [ 09/13/2001 3:59 PM ]  
 ;;5.3;Registration;\*\*161\*\*;Aug 13, 1993  
 ;IHS/ANMC/LJF 3/09/2001 added IHS ^utility nodes  
 ;

**DGPMVDL1** ;ALB/MIR - DELETE PATIENT MOVEMENTS, CONTINUED ; 11 JAN 88 @9 [ 03/09/2001 9:45 AM ]  
 ;;5.3;Registration;;Aug 13, 1993  
 ;IHS/ANMC/LJF 3/09/2001 added IHS ^utility nodes  
 ;

**DGRPD** ;ALB/MRL/MLR-PATIENT INQUIRY (NEW) ; [ 09/13/2001 4:00 PM ]  
 ;;5.3;Registration;\*\*109,124,121,57,161,149,286\*\*;Aug 13, 1993  
 ; 286 Newing variables X,Y in OKLINE subroutine  
 ;IHS/ANMC/LJF 3/16/2001 removed limit on # of future appt to display  
 ;

**DGRPDD1** ;ALB/JDS - INPUT SYNTAX CHECKS - FORMERLY DGINP ; [ 11/14/2001 12:26 PM ]  
 ;;5.3;Registration;\*\*72,136\*\*;AUG 13, 1993  
 ;IHS/ANMC/LJF 8/14/2001 changed variables in PSEU since may be  
 ; called on add new patient where DA=0  
 ; 11/14/2001 bypass RT label scan check  
 ;

**DGSEC** ;ALB/RMO - MAS Patient Look-up Security Check ; [ 01/04/2002 7:35 AM ]  
 ;;5.3;Registration;\*\*32,46,197,214,249,281\*\*;Aug 13, 1993  
 ;IHS/ANMC/LJF 9/7/2000 added chart # to bulletin  
 ; 8/31/2001 added code to track all patients per parameter  
 ;

**DGSEC1** ;ALB/RMO-MAS Security Options ; [ 01/04/2002 8:00 AM ]  
 ;;5.3;Registration;\*\*222,149,214\*\*;;Aug 13, 1993  
 ;IHS/ANMC/LJF 9/06/2000 added IHS entry point for protocol  
 ; 9/07/2000 added check to quit loop if called by protocol  
 ; changed SSN to chart # in bulletin  
 ; 9/08/2000 changed SSN to chart # in purge report  
 ; 9/14/2000 commented out call to SECA08^VAFCDD01  
 ; no need to update Pivot table  
 ;

**DGSEC2** ;ALB/RMO - Display User Access to Patient Record ; [ 01/04/2002 7:22 AM]  
 ;;5.3;Registration;;Aug 13, 1993  
 ;IHS/ANMC/LJF 9/01/2000 added call to list template  
 ; 1/04/2002 removed screen on lookup  
 ;

**DGSEC3** ;ALB/RMO - Purge Record of User Access from Security Log ; [ 09/13/2001 4:02 PM ]  
 ;;5.3;Registration;;Aug 13, 1993  
 ;IHS/ANMC/LJF 9/6/2000 improved error message when parameter not set  
 ;

**DGSEC4** ;ALB/MM,JAP - Utilities for record access & sensitive record processing; [ 01/04/2002 7:34 AM ]  
 ;;5.3;Registration;\*\*249,281\*\*;;Aug 13, 1993  
 ;IHS/ANMC/LJF 8/31/2001 changed warning message text  
 ; 1/04/2002 if in log as non-sensitive, track anyway  
 ;

**DGUTQ** ;ALB/AAS - QUEUEING UTILITY (%ZTLOAD) ; [09/13/2001 4:04 PM ]  
 ;;5.3;Registration;;Aug 13, 1993  
 ;IHS/ANMC/LJF 11/15/2000 added code to handle default printers  
 ;

#### 4.3.2 Out of 355 VA SC\* routines, 34 have IHS modifications

These are new Scheduling routines for reports and the VA's PCMM module that IHS is not using. Modifications were made to many PCMM routines before the decision was made that it was too complicated to use. These modifications have been left.

**SCAPMC11** ;ALB/REW - Team API's: PTPP ; JUN 30, 1995 [ 12/06/2000 9:22 AM ]  
 ;;5.3;Scheduling;\*\*41\*\*;;AUG 13, 1993  
 ;IHS/ANMC/LJF 12/06/2000 changed SSN with HRCN in long pat ID  
 ;



**SCAPMC2** ;ALB/REW - Team API's: PTTM ; JUN 30, 1995 [ 12/06/2000 10:09 AM ]

;;5.3;Scheduling;\*\*41\*\*;AUG 13, 1993

;IHS/ANMC/LJF 11/02/2000 replaced SSN as Long ID with HRCN

;

**SCAPMC26** ;ALB/REW - API: Patients in a Clinic ; December 1, 1995 [ 12/06/2000 9:24 AM ]

;;5.3;Scheduling;\*\*41,157\*\*;AUG 13, 1993

;IHS/ANMC/LJF 12/06/2000 changed SSN to HRCN in Long Patient ID

;

**SCAPMC28** ;ALB/REW - Patients with an Appointment ; Apr 3,1996 [ 12/06/2000 9:26 AM ]

;;5.3;Scheduling;\*\*41,140\*\*;AUG 13, 1993

;IHS/ANMC/LJF 12/06/2000 changed SSN to HRCN as Long Patient ID

;

**SCDXHLDR** ;ALB/JLU;Ambulatory care event handler;4/30/96 [ 06/16/2000 6:56 AM ]

;;5.3;Scheduling;\*\*44,99,126,66,132\*\*;5/1/96

;This routine is the Ambulatory care event handler. It will hang on  
;the Scheduling event driver and monitor the types of events. When a  
;check out, edit to a check out or deletion of a check out occurs this  
;routine will update the Transmitted outpatient encounter file.

;IHS/ANMC/LJF 6/16/2000 added quit-IHS does not transmit to Austin

;

**SCMCBK1** ;LB/SCK - Broker Utilities for multiple patient assignments; [ 12/06/2000 9:42 AM ]

;;5.3;Scheduling;\*\*41,51,210\*\*;AUG 13, 1993

;IHS/ANMC/LJF 12/06/2000 changed SSN to HRCN as Short Patient ID

;

**SCRPEC** ;ALB/CMM - Detail List of Pts & Enroll Clinics ; 29 Jun 99 04:11PM [ 11/02/2000 7:14 AM ]

;;5.3;Scheduling;\*\*41,140,174,177\*\*;AUG 13, 1993

;IHS/ANMC/LJF 10/26/2000 changed 132 column message

;

added call to list template

;

changed patient ID to HRCN

;

11/01/2000 used IHS code for get next/last appts

;

used all clinics within a team

;

**SCRPEC2** ;ALB/CMM - Detail List of Pts & Enroll Clinics Continued ; 29 Jun 99  
04:11PM [ 11/01/2000 1:52 PM ]

;;5.3;Scheduling;\*\*41,140,174,177\*\*;AUG 13, 1993  
;IHS/ANMC/LJF 10/26/2000 call IHS code to format patient data  
; and for column headings  
; 11/01/2000 added 2nd primary care provider  
;

**SCRPITP** ;ALB/CMM - Individual Team Profile ; 29 Jun 99 04:11PM [ 11/02/2000  
7:16 AM ]

;;5.3;Scheduling;\*\*41,52,177\*\*;AUG 13, 1993  
;IHS/ANMC/LJF 10/26/2000 added call to list template  
; changed 132 column message  
;

**SCRPO1** ;BP-CIOFO/KEITH - Historical Patient Position Assignment Listing ; 20  
Aug 99 7:49 AM [ 11/02/2000 8:40 AM ]

;;5.3;Scheduling;\*\*177\*\*;AUG 13, 1993  
;IHS/ANMC/LJF 11/02/2000 changed 132 column message  
; added call to list template & header  
; moved IO variables kill to list template  
; changed footer code for list template  
; moved spacing of columns  
; removed elig & means test from summary  
;

**SCRPO2** ;BP-CIOFO/KEITH - Historical Patient Position Assignment Listing  
(cont.);7/31/99 22:36 [ 11/02/2000 7:59 AM ]

;;5.3;Scheduling;\*\*177\*\*;AUG 13, 1993  
;IHS/ANMC/LJF 11/02/2000 changed SSN to HRCN  
; replaced elig/means test with gender/age  
;

**SCRPO3** ;BP-CIOFO/KEITH - Historical Provider Position Assignment Listing ;  
9/14/99 10:06am [ 11/02/2000 7:10 AM ]

;;5.3;Scheduling;\*\*177\*\*;AUG 13, 1993  
;IHS/ANMC/LJF 11/01/2000 added call to list template  
; 11/02/2000 kill of IO variables moved to BSDSCO3  
; footer code now accounts for list template  
;

**SCRPO5** ;BP-CIOFO/KEITH - Historical Patient Assignment Detail ; 01 Jul 99  
9:30PM [ 11/01/2000 4:19 PM ]

;;5.3;Scheduling;\*\*177\*\*;AUG 13, 1993  
;IHS/ANMC/LJF 11/01/2000 changed SSN to HRCN  
; added call to list template  
;

**SCRPO6** ;BP-CIOFO/KEITH - Historical Team Assignment Summary ; 9/14/99  
10:07am [11/02/2000 9:02 AM ]

;;5.3;Scheduling;\*\*177\*\*;AUG 13, 1993  
;IHS/ANMC/LJF 11/02/2000 added call to list template  
;                   changed 132 column message  
;                   changed footer code for list template  
;                   moved IO variables kill to list template  
;                   changed SSN to HRCN  
;

**SCRPO7** ;BP-CIOFO/KEITH - Historical Team Assignment Summary (cont.) ; 06  
Jul 99 7:41 AM [ 11/02/2000 8:59 AM ]

;;5.3;Scheduling;\*\*177\*\*;AUG 13, 1993  
;IHS/ANMC/LJF 11/02/2000 changed footer code for list template  
;

**SCRPPAT** ;ALB/CMM - Practitioner's Patients ; 8/30/99 3:17pm [ 11/02/2000 3:12  
PM ]

;;5.3;Scheduling;\*\*41,52,177\*\*;AUG 13, 1993  
;IHS/ANMC/LJF 11/02/2000 added call to list template  
;                   added reset of IOP killed by VALM rtns  
;                   added title to summary if list template  
;

**SCRPPAT2** ;ALB/CMM - Practitioner's Patients ; 8/31/99 8:26am [ 11/02/2000  
11:01 AM ]

;;5.3;Scheduling;\*\*41,48,174,181,177\*\*;AUG 13, 1993  
;IHS/ANMC/LJF 11/02/2000 called IHS code to format display  
;

**SCRPPAT3** ;ALB/CMM - Practitioner's Patients ; 8/30/99 3:14pm [ 11/02/2000  
3:20 PM ]

;;5.3;Scheduling;\*\*41,52,148,174,181,177\*\*;AUG 13, 1993  
;IHS/ANMC/LJF 11/02/2000 added call to IHS code for column headings  
;                   added extra line between providers  
;

**SCRPRAC** ;ALB/CMM - Practitioner Demographics ; 29 Jun 99 04:11PM [ 11/02/2000  
10:08 AM ]

;;5.3;Scheduling;\*\*41,52,177\*\*;AUG 13, 1993  
;IHS/ANMC/LJF 11/02/2000 added call to list template  
;                   removed title line for list template  
;                   added blank lines between providers  
;

**SCRPSLT** ;ALB/CMM - Summary Listing of Teams ; 29 Jun 99 04:11PM [ 11/02/2000 3:26 PM ]

;;5.3;Scheduling;\*\*41,52,177\*\*;AUG 13, 1993  
;IHS/ANMC/LJF 11/02/2000 changed 132 column message  
; added call to list template  
;

**SCRPTA** ;ALB/CMM - Patient Listing w/Team Assignment Data ; 29 Jun 99 04:11PM [11/02/2000 9:48 AM ]

;;5.3;Scheduling;\*\*41,48,52,114,174,181,177\*\*;AUG 13, 1993  
;IHS/ANMC/LJF 11/02/2000 changed 132 column message  
; added call to list template  
; moved PT ID column to fit 6 digits  
;

**SCRPTA2** ;ALB/CMM - Patient Listing w/Team Assignment Data ; 30 Jun 99 1:33 PM [11/02/2000 9:49 AM ]

;;5.3;Scheduling;\*\*41,88,140,148,174,181,177\*\*;AUG 13, 1993  
;IHS/ANMC/LJF 11/02/2000 changed PT ID from SSN to HRCN  
; moved PT ID column to fit 6 digits  
;

**SCRPTM** ;ALB/CMM - List of Team's Members Report ; 29 Jun 99 04:11PM [ 11/03/2000 6:40 AM ]

;;5.3;Scheduling;\*\*41,48,52,181,177\*\*;AUG 13, 1993  
;IHS/ANMC/LJF 11/03/2000 added call to list template  
;

**SCRPTP** ;ALB/CMM - List of Team's Patients ; 29 Jun 99 04:11PM [ 11/03/2000 7:23 AM ]

;;5.3;Scheduling;\*\*41,48,174,177\*\*;AUG 13, 1993  
;IHS/ANMC/LJF 11/03/2000 changed 132 column message  
; added call to list template  
; changed spacing of patient data lines  
;

**SCRPTP2** ;ALB/CMM - List of Team's Patients ; 29 Jun 99 04:11PM [ 11/03/2000 7:24 AM ]

;;5.3;Scheduling;\*\*41,53,52,174,177\*\*;AUG 13, 1993  
;IHS/ANMC/LJF 11/03/2000 modified column headings  
;

**SCRPTP3** ;ALB/CMM - List of Team's Patients ; 29 Jun 99 04:11PM [ 11/03/2000 7:20 AM ]

;;5.3;Scheduling;\*\*41,48,98,177\*\*;AUG 13, 1993  
;IHS/ANMC/LJF 11/03/2000 used IHS code for last/next appts  
;

**SCRPU2** ;ALB/CMM - GENERIC PROMPTS FOR PCMM REPORTS ; 12 Jan 99  
 1:23 PM [ 11/03/2000 7:20 AM ]  
 ;;5.3;Scheduling;\*\*41,174\*\*;AUG 13, 1993  
 ;IHS/ANMC/LJF 11/03/2000 changed Last 4 of PID to Chart #  
 ;

**SCRPU3** ;ALB/CMM - GENERIC UTILITIES ; 29 Jun 99 04:11PM [ 11/02/2000  
 3:08 PM ]  
 ;;5.3;Scheduling;\*\*41,45,52,140,181,177\*\*;AUG 13, 1993  
 ;IHS/ANMC/LJF 11/01/2000 bypass %ZIS call if using list template  
 ; 11/02/2000 added checks for list template  
 ;

**SCRPV1** ; bp/djb - PCMM Inconsistency Rpt - Main ; 8/25/99 9:52am [ 11/02/2000  
 9:33 AM ]  
 ;;5.3;Scheduling;\*\*177\*\*;AUG 13, 1993  
 ;IHS/ANMC/LJF 11/02/2000 added call to list template  
 ; added list template check to wait message  
 ;

**SCRPV1B** ; bp/djb - PCMM Inconsistency Rpt - Print ; 9/13/99 3:23pm [ 11/02/2000  
 9:25 AM ]  
 ;;5.3;Scheduling;\*\*177\*\*;AUG 13, 1993  
 ;IHS/ANMC/LJF 11/02/2000 changed SSN to HRCN  
 ;

**SCRPW17** ;RENO/KEITH - Prompts for clinic related outputs ; 12 Nov 98 1:39 PM  
 [08/24/2001 8:50 AM ]  
 ;;5.3;Scheduling;\*\*139,144,155\*\*;AUG 13, 1993  
 ;IHS/ANMC/LJF 8/24/2001 return division using IHS call  
 ;

**SCRPW71** ;BP-CIOFO/KEITH - Clinic appointment availability extract (cont.) ; 14  
 May 99 9:19 PM [ 10/06/2000 10:21 AM ]  
 ;;5.3;Scheduling;\*\*192\*\*;AUG 13, 1993  
 ;IHS/ANMC/LJF 10/6/2000 IHS uses only one clinic code  
 ;

**SCUTBK11** ;ALB/SCK - Scheduling Broker Utilities; 2/2/96 ;9/7/96 17:28 [ 12/06/2000  
 10:01 AM ]  
 ;;5.3;Scheduling;\*\*41,54,86,148,177,205,209\*\*;AUG 13, 1993  
 ;IHS/ANMC/LJF 11/30/2000 added call to IHS style patient lookup  
 ;

#### 4.3.3 Out of 340 VA SD\* routines, 95 have IHS modifications

These are Scheduling routines used for most of the functions available in the package.

SD routines modified ONLY to change \$N commands to \$O: 7 routines  
 SDAUTI, SDCAN, SDDIV, SDMULT0, SDNACT, SDPURG2, SDROUT1,

**SD routines containing \$N command but not used by IHS; no modifications made but comment added to routine as warning: 15 routines**

SDASO, SDCIAL, SDCLAS, SDCLAS1, SDCLK, SDDPA, SDDSO, SDF, SDF1, SDNDIS, SDREV, SDRFC, SDROUT0, SDROUT2, SDST,

### Modifications to SD routines

73 routines

**SDAM** ;MJK/ALB - Appt Mgt ; [ 11/30/2001 3:00 PM ]  
 ;;5.3;Scheduling;\*\*149,177,76\*\*;Aug 13, 1993  
 ;IHS/ANMC/LJF 6/01/2000 removed “\* - New GAF Required” from header  
 ; 8/18/2000 cleared screen before entering list template  
 ; 9/29/2000 added kill of patient variables  
 ; 8/29/2001 changed so can be called with patient set(VPR)  
 ; also changed list temp entry code to INIT1  
 ; 10/19/2001 added insurance coverage to heading  
 ; 10/22/2001 cleaned up call to VALM  
 ;

**SDAM10** ;MJK/ALB - Appt Mgt (Patient cont.) ; [ 10/10/2001 11:31 AM ]  
 ;;5.3;Scheduling;\*\*189\*\*;Aug 13, 1993  
 ;IHS/ANMC/LJF 10/10/2001 moved mods to BSDAM10  
 ;

**SDAM2** ;MJK/ALB - Appt Mgt (cont); [ 09/07/2001 10:53 AM ]  
 ;;5.3;Scheduling;;Aug 13, 1993  
 ;IHS/ANMC/LJF 6/29/2000 added display of PCP as reminder  
 ; 7/05/2000 added display of CMS register memberships  
 ; added pending appt display before clinic quest  
 ; 7/06/2000 added code to clear screen after make appt  
 ; 12/07/2000 added last registration update to display  
 ; prevent checking in patients with temp #s  
 ; 9/07/2001 added ANMC only mods for MH providers  
 ;

**SDAM3** ;MJK/ALB - Appt Mgt (Clinic) ; [ 09/13/2001 2:12 PM ]  
 ;;5.3;Scheduling;\*\*63,189\*\*;Aug 13, 1993  
 ;IHS/ANMC/LJF 8/18/2000 added warnings that clinic was inactivated  
 ; 7/12/2001 changed default list to all appts  
 ;

**SDAM5** ;MJK/ALB - Appt Mgt (HELP) ; 12/1/91 [ 10/10/2001 2:33 PM ]  
 ;;5.3;Scheduling;;Aug 13, 1993  
 ;IHS/ANMC/LJF 10/10/2001 removed list of regular actions  
 ;

**SDAMC** ;ALB/MJK - Cancel Appt Action ; [ 09/13/2001 2:12 PM ]  
 ;;5.3;Scheduling;\*\*20,28,32,46\*\*;;Aug 13, 1993  
 ;IHS/ANMC/LJF 12/06/2000 prevent cancel if appt already checked in  
 ;

**SDAMEP** ;ALB/CAW - Extended Display ; [ 09/13/2001 2:12 PM ]  
 ;;5.3;Scheduling;;Aug 13, 1993  
 ;IHS/ANMC/LJF 7/12/2000 rerouted to IHS display format  
 ;

**SDAMEP1** ;ALB/CAW - Expanded Display (Appt. Data); [ 10/10/2001 3:52 PM ]  
 ;;5.3;Scheduling;\*\*20\*\*;;Aug 13, 1993  
 ;IHS/ANMC/LJF 7/06/2000 removed data not needed by IHS from display  
 ;                   moved overbook data to first column  
 ;

**SDAMEP3** ;ALB/CAW - Extended Display (Appt. Event Log) ; [ 09/13/2001 2:11 PM ]  
 ;;5.3;Scheduling;\*\*20\*\*;;Aug 13, 1993  
 ;IHS/ANMC/LJF 12/13/2000 added display of date routing slip printed  
 ;

**SDAMEVT** ;ALB/MJK - Appt Event Driver Utilities ; [ 01/04/2002 10:52 AM ]  
 ;;5.3;Scheduling;\*\*15,132\*\*;;Aug 13, 1993  
 ;IHS/ANMC/LJF 7/06/2000 assume Check-in if appt is TODAY  
 ;                   7/31/2001 bypass checkin if in silent mode  
 ;                   1/04/2002 kill visit variables at end of event driver  
 ;

**SDAMN** ;ALB/MJK - No-Show Appt Action ; [ 09/13/2001 2:13 PM ]  
 ;;5.3;Scheduling;;Aug 13, 1993  
 ;IHS/ANMC/LJF 11/09/2000 added extra check before changing checked in  
 ;                   appt to no-show  
 ;

**SDAMOS** ;ALB/CAW - Statistical Report for Appointments; [ 09/13/2001 2:13 PM ]  
 ;;5.3;Scheduling;\*\*11,46\*\*;;Aug 13, 1993  
 ;SCK - 5/18/93 MODS FOR APP CLININCS AND STOP CODES  
 ;IHS/ANMC/LJF 9/29/2000 added call to list manager  
 ;                   fixed code to display dashes correctly  
 ;                   10/25/2000 changed 132 column message  
 ;

**SDAMOS1** ;ALB/SCK - AM MGT REPORTS STATISTICS OUTPUT ; [ 11/01/2001 6:44 AM ]  
 ;;5.3;Scheduling;;Aug 13, 1993  
 ;IHS/ANMC/LJF 11/01/2001 added quit to end of subrtn  
 ;

**SDAMOSP** ;ALB/CAW - Print for Appointment Statistics; [ 09/13/2001 2:14 PM ]  
 ;;5.3;Scheduling;\*\*22\*\*;Aug 13, 1993  
 ;IHS/ANMC/LJF 9/29/2000 added call to display legend within 80 columns  
 ;

**SDAMWI** ;ALB/MJK - Unscheduled Appointments ; [ 09/13/2001 2:14 PM ]  
 ;;5.3;Scheduling;\*\*63,94\*\*;Aug 13, 1993  
 ;IHS/ANMC/LJF 7/6/2000 added screen for principal clinics under WI  
 ; 11/29/2000 added screen for clinics with prohibited access  
 ; 11/30/2000 changed \$N to \$O  
 ; 12/07/2000 added last reg update to walkin  
 ; 9/10/2001 added IHS1 line label to ask clinic again  
 ;

**SDAMWI1** ;ALB/MJK - Walk-Ins (cont.) ; [ 01/03/2002 4:11 PM ]  
 ;;5.3;Scheduling;\*\*94,167,206,168\*\*;Aug 13, 1993  
 ;IHS/ANMC/LJF 7/06/2000 added call to IHS routing slip code  
 ; hard set of date appt made now includes time  
 ; 11/29/2000 added call to enter other info  
 ; 11/01/2001 added default to routing slip question  
 ;

**SDAUT2** ;MAN/GRR - LOOK FOR OPEN SLOTS ; [ 09/13/2001 2:15 PM ]  
 ;;5.3;Scheduling;\*\*206,168,186\*\*;Aug 13, 1993  
 ;IHS/ANMC/LJF 7/06/2000 hard set of date appt made now includes time  
 ;

**SDB** ;FLA/RF,BSN/GRR - SET UP A CLINIC ; [ 09/13/2001 2:18 PM ]  
 ;;5.3;Scheduling;\*\*20,63,167\*\*;Aug 13, 1993  
 ;IHS/ANMC/LJF 6/23/2000 changed edit from input template to call to  
 ; ^BSDB which calls ScreenMan form  
 ; 8/18/2000 added DIC("W") to warn if clinic inactivated  
 ; 9/21/2000 added check so only owners can access clinics  
 ;



**SDB0** ;FLA/RF,BSN/GRR,ALB/LDB - PATTERN VALIDATION FOR CLINIC; [ 09/13/2001 2:18 PM ]

;;5.3;Scheduling;;Aug 13, 1993

;IHS/ANMC/LJF 11/30/2000 changed \$N to \$O

; 12/08/2000 allowed schedule to fit on wide screen

; added code to accept scheduling templates

;

**SDB1** ;ALB/GRR - SET UP A CLINIC ; [ 09/13/2001 2:18 PM ]

;;5.3;Scheduling;\*\*20,183,221\*\*;Aug 13, 1993

;IHS/ANMC/LJF 12/08/2000 added call to IHS help text

;

**SDC** ;MAN/GRR,ALB/LDB - CANCEL A CLINIC'S AVAILABILITY ;

[09/13/2001 2:18 PM]

;;5.3;Scheduling;\*\*15,32,79,132,167\*\*;Aug 13, 1993

;IHS/ANMC/LJF 8/18/2000 added DIC("W") to warn if clinic inactivated

; 12/13/2000 added setting of cancellation comment into

; each patient's record

;

**SDC0** ;MAN/GRR,ALB/TMP/LDB - Continuation of SDC (cancel a clinic) ; [

09/13/2001 2:18 PM ]

;;5.3;Scheduling;;Aug 13, 1993

;IHS/ANMC/LJF 8/18/2000 changed \$N to \$O

; changed defaults to NO

;

**SDC1** ;ALB/GRR - PRINT CLINIC PRE-CANCELLATION LIST ; [ 09/13/2001

2:19 PM ]

;;5.3;Scheduling;;Aug 13, 1993

;IHS/ANMC/LJF 11/30/2000 changed \$N to \$O

; 12/13/2000 added date to report heading

;

**SDC2** ;ALB/GRR - CHECK PARTIAL CANCELLATIONS ; [09/13/2001 2:19 PM

]

;;5.3;Scheduling;\*\*182\*\*;Aug 13, 1993

;IHS/ANMC/LJF 12/13/2000 added code to allow 10 hour days

;

**SDC3** ;ALB/LDB - CANCELLATION LETTERS; [ 09/13/2001 2:19 PM ]

;;5.3;Scheduling;;Aug 13, 1993

;IHS/ANMC/LJF 8/18/2000 changed \$N to \$O

; 11/24/2000 moved letter's left margin in 5 spaces

; 11/29/2000 added count of rescheduled appts (BSDCNT)

;

**SDCCP** ;MAN/GRR - AUTO-REBOOK CANCELLED CLINIC REPORT ; [ 11/30/2001 3:05 PM ]  
 ;;5.3;Scheduling; \*\*140\*\* ; Aug 13, 1993  
 ;IHS/ANMC/LJF 12/06/2000 changed SSN to HRCN  
 ;

**SDCLAV** ;ALB/LDB - ROUTINE TO OUTPUT PATTERNS ; [ 09/13/2001 2:20 PM ]  
 ;;5.3;Scheduling;; Aug 13, 1993  
 ;IHS/ANMC/LJF 10/05/2000 changed legend to reflect change in SDCLAV1  
 ; that now displays all cancelled appts.  
 ;

**SDCLAV0** ;ALB/LDB - OUTPUT PATTERNS (cont.) ; [ 09/13/2001 2:20 PM ]  
 ;;5.3;Scheduling; \*\*184\*\* ; Aug 13, 1993  
 ;IHS/ANMC/LJF 10/05/2000 changed SSN to chart #  
 ; screened out principal clinics and those  
 ; with no appt patterns  
 ; added call to view in browse mode  
 ;

**SDCLAV1** ;ALB/LDB - OUTPUT PATTERNS (cont.) ; [ 09/13/2001 2:20 PM ]  
 ;;5.3;Scheduling; \*\*140,167,168,76\*\* ; Aug 13, 1993  
 ;IHS/ANMC/LJF 10/05/2000 added appts cancelled individually  
 ; 3/23/2001 changed X ^DD("FUNC",2,1) to \$\$TIME^BDGF  
 ;

**SDCLDOW** ;ALB/TMP - PRINT LIST OF CLINICS BY DAY OF WEEK ; 22  
 MAR 1999 2:22 pm [ 07/31/2001 12:32 PM ]  
 ;;5.3;Scheduling; \*\*188\*\* ; Aug 13, 1993  
 ;IHS/ANMC/LJF 10/04/2000 added choice of clinics; removed page #  
 ; and call to list manager code  
 ;

**SDCNL** ;ALB/LDB - CANCELLED APPOINTMENT LETTER ; [ 09/13/2001 2:20 PM ]  
 ;;5.3;Scheduling;; Aug 13, 1993  
 ;IHS/ANMC/LJF 8/18/2000 changed \$N to \$O  
 ; 11/24/2000 moved letter's left margin in 5 spaces  
 ; 11/29/2000 added count of rescheduled appts (BSDCNT)  
 ;

**SDCNP0** ;ALB/LDB - CANCEL APPT. FOR A PATIENT ; [ 09/13/2001 2:21 PM ]  
 ;;5.3;Scheduling; \*\*132,167\*\*\*\* ; Aug 13, 1993  
 ;IHS/ANMC/LJF 3/23/2001 changed X ^DD("FUNC",2,1) to \$\$TIME^BDGF  
 ;

**SDCNP1** ;ALB/LDB - CANCEL APPOINTMENT (cont.) ; [ 09/13/2001 2:21 PM ]  
 ;;5.3;Scheduling;;Aug 13, 1993  
 ;IHS/ANMC/LJF 11/30/2000 changed \$N to \$O  
 ; 3/23/2001 changed X ^DD("FUNC",2,1) to \$\$TIME^BDGF  
 ;

**SDCNP1A** ;ALB/LDB - CANCEL APPT. (continued) ; [ 09/13/2001 2:21 PM ]  
 ;;5.3;Scheduling;\*\*167\*\*;Aug 13, 1993  
 ;IHS/ANMC/LJF 11/29/2000 added screen for prohibited clinics  
 ; 11/30/2000 set BSDNO to prevent appt letter printing  
 ;

**SDCNP2** ;ALB/LDB - PRINT CANCELLED AND AUTO REBOOKED APPTS.  
 REPORT ; [ 09/13/2001 2:21 PM ]  
 ;;5.3;Scheduling;;Aug 13, 1993  
 ;IHS/ANMC/LJF 11/30/2000 changed \$N to \$O  
 ; 12/06/2000 changed SSN to HRCN  
 ;

**SDCO0** ;ALB/RMO - Build List Area - Check Out; 11 FEB 1993 10:00 am ;  
 10/27/99 12:56pm [ 07/12/2000 9:27 AM ]  
 ;;5.3;Scheduling;\*\*20,44,132,180\*\*;Aug 13, 1993  
 ;IHS/ANMC/LJF 7/12/2000 removed display of classification data  
 ; showed that stop codes are required for IHS  
 ;

**SDCO1** ;ALB/RMO - Appointment - Check Out; [ 09/21/2001 6:35 AM ]  
 ;;5.3;Scheduling;\*\*27,132,149,193\*\*;08/13/93  
 ;IHS/ANMC/LJF 9/10/2001 if no visit at checkin then can't do checkout  
 ;

**SDCODEL** ;ALB/RMO - Delete - Check Out; [ 11/30/2001 3:05 PM ]  
 ;;5.3;Scheduling;\*\*20,27,44,97,105,110,132\*\*;Aug 13, 1993  
 ;IHS/ANMC/LJF 9/10/2001 removed calls to PCE  
 ;

**SDD** ;SF/GFT,ALB/BOK,JSH,LDB - REMAP A CLINIC ; [ 09/13/2001 2:25 PM ]  
 ;;5.3;Scheduling;;Aug 13, 1993  
 ;IHS/ANMC/LJF 8/2/2000 removed intro comment & changed \$N to \$O  
 ;

**SDHOL** ;FLA/RL,BSN/GRR,ALB/TMP - ADD/EDIT A HOLIDAY ; [ 09/13/2001  
 2:27 PM ]  
 ;;5.3;Scheduling;;Aug 13, 1993  
 ;IHS/ANMC/LJF 12/13/2000 added DLAYGO  
 ;

**SDL1** ;BSN/GRR,ALB/LDB - PRE-APPOINTMENT LETTERS ; [ 09/13/2001 2:28 PM ]

```
;;5.3;Scheduling;**106**;Aug 13, 1993
;IHS/ANMC/LJF 12/07/2000 changed SSN to HRCN
;
```

**SDLT** ;ALB/LDB - CANCELLATION LETTERS ; [ 11/04/2001 1:46 PM ]

```
;;5.3;Scheduling;**185**;Aug 13, 1993
;IHS/ANMC/LJF 8/18/2000 changed SSN to HRCN using VA(PID)
;      added customized salutation
;      11/24/2000 moved left margin in 5 spaces
;      11/29/2000 added call to print future appts
;      3/23/2001 changed X ^DD("FUNC",2,1) to $TIME^BDGF
;      11/03/2001 used zip code instead of zip+4
;
```

**SDLTE** ;ALB/LDB - ENTER/EDIT SCHEDULING LETTERS ; [ 09/13/2001 2:28 PM ]

```
;;5.3;Scheduling;;Aug 13, 1993
;IHS/ANMC/LJF 8/18/2000 added edit of parents greeting field
;      added screen for inactive letter types
;
```

**SDLTP** ;ALB/LDB - PRINT SCHEDULING LETTERS ; [ 11/02/2001 4:04 PM ]

```
;;5.3;Scheduling;**79,106,170,80**;Aug 13, 1993
;IHS/ANMC/LJF 8/18/2000 set DIC(W) to warn if clinic inactivated
;      added variables to kill list
;      11/02/2001 removed assigned letter question
;
```

**SDM** ;SF/GFT,ALB/BOK - MAKE AN APPOINTMENT ; [ 09/13/2001 2:31 PM ]

```
;;5.3;Scheduling;**15,32,38,41,44,79,94,167,168,218,223**;AUG 13, 1993
;      If defined...
; appt mgt vars: SDFN := DFN of patient....will not be asked
;      SDCLN := ifn of clinic....will not be asked
;      SDAMERR := returned if error occurs
;IHS/ANMC/LJF 6/29/2000 removed display of enrollment status
;      added prin clinic availability display
;      7/05/2000 bypassed pend appt display, race question
;      and address update; added noshow display
;      8/18/2000 added DIC("W") to warn if clinic inactivated
;      9/29/2000 added call to select by provider, PCP or PCT
;      10/18/2000 added check: user have access to princ clinic?
;
```

**SDM0** ;SF/GFT - MAKE APPOINTMENT ; [ 09/13/2001 2:32 PM ]  
;;5.3;Scheduling;\*\*140,167,206,186,223,237\*\*;Aug 13, 1993  
;IHS/ANMC/LJF 6/29/2000 bypassed asking scheduling request type  
;  
; calls BSDM0 for month-at-a-glance display  
;  
; 6/15/2001 bypassed calculate f/u status  
;  
; 7/12/2001 switch hang 3 for Press Enter to Continue  
;

**SDM1** ;SF/GFT - MAKE APPOINTMENT ; [ 09/13/2001 2:32 PM ]  
;;5.3;Scheduling;\*\*32,167,168,80,223\*\*;Aug 13, 1993  
;IHS/ANMC/LJF 12/13/2000 added check for overbook access by clinic  
;  
; 6/15/2001 print all special instructions  
;

**SDM1A** ;SF/GFT,ALB/TMP - MAKE APPOINTMENT ; [ 09/13/2001 2:32 PM ]  
;;5.3;Scheduling;\*\*26,94,155,206,168,223\*\*;Aug 13, 1993  
;IHS/ANMC/LJF 7/06/2000 hard set of date appt made now includes time  
;  
; 12/13/2000 added clear display of appt just made  
;  
; 6/22/2001 added call to create xref on date appt made  
;

**SDM2** ;SF/GFT - MAKE APPOINTMENT ; [ 11/09/2001 10:59 AM ]  
;;5.3;Scheduling;\*\*32,132,168\*\*;Aug 13, 1993  
;IHS/ANMC/LJF 10/18/2000 added check: user have access to princ clin?  
;

**SDM3** ;SF/GFT - MAKE APPOINTMENT ; [ 09/13/2001 2:32 PM ]  
;;5.3;Scheduling;\*\*32\*\*;Aug 13, 1993  
;IHS/ANMC/LJF 11/30/2000 changed \$N to \$O  
;  
; 12/13/2000 added master overbook access by clinic check  
;

**SDM4** ;ALB/BOK - MAKE APPOINTMENT ; [ 09/13/2001 2:32 PM ]  
;;5.3;Scheduling;;Aug 13, 1993  
;IHS/ANMC/LJF 6/23/2000 stuffed appt type instead of asking for it  
;  
; 11/30/2000 changed \$N to \$O  
;

**SDMM** ;SF/GFT,MAN/GRR - MULTIPLE APPOINTMENTS ; [ 09/13/2001 2:32 PM ]  
;;5.3;Scheduling;\*\*26,32,167\*\*;Aug 13, 1993  
;IHS/ANMC/LJF 9/20/2000 added code for biweekly & monthly booking  
;

**SDMM1** ;ALB/GRR - MULTIPLE BOOKINGS ; [ 11/30/2001 3:06 PM ]  
 ;;5.3;Scheduling; \*\*28,206,168\*\* ; Aug 13, 1993  
 ;IHS/ANMC/LJF 7/06/2000 hard set of date appt made now includes time  
 ; 12/13/2000 added check for overbook access by clinic  
 ; 6/22/2001 added call to create xref on date appt made  
 ;

**SDMULT** ;ALB/TMP - MAKE MULTI-CLINIC APPOINTMENTS ; [ 09/13/2001 2:33 PM ]  
 ;;5.3;Scheduling; \*\*63,168\*\* ; Aug 13, 1993  
 ;IHS/ANMC/LJF 8/18/2000 added DIC("W") to warn if clinic inactivated  
 ; 10/18/2000 added check: user have access to princ clin?  
 ;

**SDN** ;SF/GFT,ALB/LDB - RECORD NO SHOWS ; [ 09/13/2001 2:35 PM ]  
 ;;5.3;Scheduling; \*\*32,79\*\* ; Aug 13, 1993  
 ;IHS/ANMC/LJF 11/09/2000 allow rebook & print letters anytime  
 ; 11/30/2000 changed \$N to \$O  
 ; 12/01/2000 added ability to select letter to print  
 ; 12/13/2000 changed default to NO on printing letters  
 ; added message to device prompt  
 ;

**SDN0** ;ALB/TMP - NO SHOW AUTO-REBOOK ; [ 09/13/2001 2:35 PM ]  
 ;;5.3;Scheduling;; Aug 13, 1993  
 ;IHS/ANMC/LJF 11/30/2000 changed \$N to \$O  
 ; set BSDNO; used to prevent appt letter to be  
 ; asked during event driver  
 ; 12/01/2000 added code for user chosen letter  
 ;

**SDN1** ;BSN/GRR - NO-SHOW LETTERS ; [ 09/13/2001 2:35 PM ]  
 ;;5.3;Scheduling;; Aug 13, 1993  
 ;IHS/ANMCLJF 8/18/2000 changed \$N to \$O  
 ; called BSDN1 entry points to find end of  
 ; chain of auto-rebooked appts  
 ; 11/24/2000 moved letter's left margin 5 spaces  
 ; 11/29/2000 added count of rescheduled appts (BSDCNT)  
 ;

**SDNOS** ;ALB/LDB - NO SHOW REPORT ; [ 09/13/2001 2:36 PM ]  
 ;;5.3;Scheduling; \*\*22,28,32,79,194\*\* ; Aug 13, 1993  
 ;IHS/ANMC/LJF 11/03/2000 put in standard clinic lookup  
 ;

**SDNOS0** ;ALB/LDB - NO SHOW REPORT ; [ 09/13/2001 2:36 PM ]  
 ;;5.3;Scheduling;\*\*20,194\*\*;Aug 13, 1993  
 ;IHS/ANMC/LJF 11/03/2000 changed SSN to chart #  
 ; and saved DFN in ^utility  
 ; added call to list template  
 ;

**SDNOS1** ;ALB/LDB - NO-SHOW REPORT ; [ 01/02/2002 1:57 PM ]  
 ;;5.3;Scheduling;\*\*194\*\*;Aug 13, 1993  
 ;IHS/ANMC/LJF 11/03/2000 changed SSN to HRCN  
 ; used IHS call for rebook date  
 ; added total # appts to % statement  
 ; removed page header for list template  
 ; removed table of contents from list template  
 ; chkd 4 temp HRCN in a loop;VA assumes numeric  
 ; 12/14/2000 added confidential message to heading  
 ; 12/22/2000 added patient died message  
 ; 3/23/2001 changed X ^DD(FUNC",2,1) to \$\$TIME^BDGF  
 ; 1/02/2002 removed automatic form feed before totals  
 ;

**SDNOS2** ;ALB/LDB - DIVISION TOTAL FOR NO-SHOW REPORT ; [ 09/13/2001 2:36 PM ]  
 ;;5.3;Scheduling;\*\*194\*\*;Aug 13, 1993  
 ;IHS/ANMC/LJF 11/03/2000 added total # appts to % statement  
 ; removed page # from list template  
 ;

**SDNP** ;MAN/GRR - AUTO-REBOOK NO-SHOW CLINIC REPORT ; [ 09/13/2001 2:36 PM ]  
 ;;5.3;Scheduling;;Aug 13, 1993  
 ;IHS/ANMC/LJF 11/09/2000 changed SSN to HRCN  
 ;

**SDPCE** ;MJK/ALB - Process PCE Event Data ; [ 09/13/2001 2:39 PM ]  
 ;;5.3;Scheduling;\*\*27,91,132,150\*\*;Aug 13, 1993  
 ;IHS/ANMC/LJF 7/12/2001 always return 1 for PCE turned on  
 ;

**SDPPTM** ;BP-CIOFO/KEITH - Patient Profile Team Info ; [ 09/13/2001 2:39 PM ]  
 ;;5.3;Scheduling;\*\*41,177\*\*;AUG 13, 1993  
 ;IHS/ANMC/LJF 8/16/2001 added call to IHS code for PCP info  
 ;

SDPURG ;ALB/TMP - Purge Routine Parameter Selection ; [ 09/13/2001 2:39 PM ]  
 ;;5.3;Scheduling;\*\*140,132\*\*;Aug 13, 1993  
 ;IHS/ANMC/LJF 12/13/2000 changed all default answers to NO  
 ;

**SDROUT** ;BSN/GRR - ROUTING SLIPS ; [ 11/03/2001 9:04 AM ]  
 ;;5.3;Scheduling;\*\*3,39\*\*;Aug 13, 1993  
 ;IHS/ANMC/LJF 11/15/2000 added IHS call for sorts & reprint questions  
 ; added kill of ^TMP (used instead of ^UTILITY)  
 ; changed \$N to \$O  
 ; checked for "include on file room list=no"  
 ; 11/17/2000 added IHS call for single patient rs  
 ; 11/22/2000 added call to find chart requests to print  
 ; 12/06/2000 made all vs. add-on question clearer  
 ; 11/02/2001 added code to print range for ALL  
 ;

**SDSCE** ;ALB/GRR - TO CHANGE EXISTING PATTERN AVAILABILITY  
 FROM 15 TO 30 OR 60 MIN SLOTS ; [ 09/13/2001 2:51 PM ]  
 ;;5.3;Scheduling;\*\*79\*\*;Aug 13, 1993  
 ;IHS/ANMC/LJF 8/18/2000 added DIC("W") to warn if clinic inactivated  
 ;

**SDUNC** ;MAN/GRR - RESTORE CLINIC AVAILABILITY ; [ 09/13/2001 2:51  
 PM ]  
 ;;5.3;Scheduling;\*\*79\*\*;Aug 13, 1993  
 ;IHS/ANMC/LJF 8/18/2000 added DIC("W") to warn if clinic inactivated  
 ; 11/30/2000 changed \$N to \$O  
 ; 12/13/2000 added code for 10 hour clinic displays  
 ;

**SDUTL1** ;ALB/MJK - Scheduling Utilities; [ 09/13/2001 2:51 PM ]  
 ;;5.3;Scheduling;;Aug 13, 1993  
 ;IHS/ANMC/LJF 6/23/2000 automatically enroll IHS patients  
 ; answer date as NOW and type as OPT  
 ; 7/06/2000 removed display of enrollment status  
 ;

**SDUTL2** ;ALB/CAW - Misc. utilities ; 7/12/00 1:05pm [ 08/15/2001 3:30 PM ]  
 ;;5.3;Scheduling;\*\*20,71,132,149,175,193,220\*\*;Aug 13, 1993  
 ;IHS/ANMC/LJF 8/15/2001 bypass checking for HCFA occupation class  
 ;  
 ;



SDVSIT ;MJK/ALB - Visit Tracking Processing ; [ 09/21/2001 7:07 AM ]  
 ;;5.3;Scheduling;\*\*27,44,75,96,132,161\*\*;Aug 13, 1993  
 ;IHS/ANMC/LJF 7/23/2001 bypass VA Vist Tracking  
 ; 9/21/2001 used IHS code to determine division  
 ;

**SDVSIT2** ;ALB/RMO/MJK - Encounter Utilities;28 DEC 1992 10:00 am [ 01/02/2002 4:04 PM ]  
 ;;5.3;Scheduling;\*\*27,44,132\*\*;08/13/93  
 ;IHS/ANMC/LJF 1/02/2002 if visit already on entry, just quit  
 ;

**SDWARD** ;ALB/GRR - LIST INPATIENTS WITH PENDING APPTS ; [09/13/2001 2:52 PM ]  
 ;;5.3;Scheduling;;Aug 13, 1993  
 ;IHS/ANMC/LJF 5/17/2001 changed \$N to \$O  
 ; added call to list mgr if displaying to screen  
 ;

#### 4.3.4 Out of 143 VA VA\* Routines, 7 have IHS Modifications

These are VA utility routines for PIMS. The calls to VADPT routines can be found in most VA applications. The only VA namespaced routines not part of PIMS are the VALM routines which belong to List Manager.

**VACPT** ;ALB/GRR - DISPLAY CPT COPYRIGHT INF ; 12 APR 1989@1400 [ 08/01/2001 2:50 PM ]  
 ;;5.3;Registration;\*\*123,124,138\*\*;Aug 13, 1993  
 ;IHS/ANMC/LJF 8/01/2001 prevent CPT message from displaying  
 ;

**VADPT** ;ALB/MRL/MJK - RETURN PATIENT VARIABLE ARRAYS [ 06/15/2001 9:20 AM ]  
 ;;5.3;Registration;\*\*193,343\*\*;Aug 13, 1993  
 ;IHS/ANMC/LJF 8/18/2000 added HRCN to kill of variables  
 ;

VADPT30 ;ALB/MJK - Current Inpatient Variables; 12 DEC 1988 [ 02/22/2001 7:39 AM ]  
 ;;5.3;Registration;\*\*111\*\*;Aug 13, 1993  
 ;IHS/ANMC/LJF 2/22/2001 Added setting of admitting provider  
 ;

**VADPT31** ;ALB/MRL/MJK - PATIENT VARIABLES [ 02/22/2001 7:39 AM ]  
 ;;5.3;Registration;;Aug 13, 1993  
 ;Inpatient variables [Version 5.0 and above]  
 ;IHS/ANMC/LJF 2/22/2001 Added setting of admitting provider  
 ;

**VADPT6** ;ALB/MJK - PATIENT ID VARIABLES ; 12 AUG 89 @1200  
 [09/14/2000 9:04AM]  
 ;;5.3;Registration;;Aug 13, 1993  
 ;IHS/ANMC/LJF 4/27/2000 reset ID to chart #; added HRCN variable  
 ;

**VASITE** ;ALB/AAS - TIME SENSITIVE VA STATION NUMBER UTILITY ; [  
 01/25/2002 9:22AM ]  
 ;;5.3;Registration;\*\*134\*\*;Aug 13, 1993  
 ;IHS/ANMC/LJF 7/31/2001 used IHS location file info  
 ;

**VAUTOMA** ;ALB/MLI - GENERIC ONE, MANY, ALL ROUTINE ; 15 APRIL 88  
 [ 10/19/2000 10:31 AM ]  
 ;;5.3;Registration;\*\*111\*\*;Aug 13, 1993  
 ;IHS/ANMC/LJF 8/17/2000 added inactivation info to clinic choice list  
 ; 10/19/2000 removed N from DIC(0) so ?? in alpha order  
 ;

#### 4.3.5 Other VA routines included because they are called by VA Patient file

A1B2UTL, A1B2XFR, DPT\* (minus DPT routines used by IHS Patient Merge),  
 IVMPLOG, PXXDPT.

**IVMPLOG** ;ALB/CJM,RTK - API for IVM PATIENT file; ; 12/6/00 5:28pm [  
 07/13/20016:33 AM ]  
 ;;2.0;INCOME VERIFICATION MATCH;\*\*9,19,12,21,17,28,36\*\*; 21-OCT-94

;Per VHA Directive 10-93-142, this routine should not be modified.  
 ;IHS/ANMC/LJF 7/13/2001 added quit to EVENT subroutine  
 ;  
 ;

**PXXDPT** ;ISL/DLT - Synchronize Patient File (2) and IHS Patient File (#9000001)  
 ;9/3/96 [ 08/30/2000 8:39 AM ]  
 ;;1.0;PCE PATIENT CARE ENCOUNTER;\*\*1\*\*;Aug 12, 1996  
 ;;1.0;PCE Patient/IHS Subset;;Nov 01, 1994  
 ;IHS/ANMC/LJF 8/24/2000 IHS keeps files in sync via our Registration  
 ;

## 4.4 Callable Routines

Callable IHS subroutines are described under the External Relations chapter.

## 5.0 Files and Tables

### 5.1 VA PIMS Files

Use FileMan to view complete data dictionaries. For compatibility and to reduce maintenance most IHS fields have been removed from VA files and places in IHS files that are DINUM'ed to the VA file.

File #	File Name	Global
2	VA PATIENT	^DPT(
38.1	DG SECURITY LOG	^DGSL(38.1,
40.8	MEDICAL CENTER DIVISION	^DG(40.8,
40.9	LOCATION TYPE	^DIC(40.9,
42	WARD LOCATION	^DIC(42,
43	MAS PARAMETER (partial)	^DG(43,
43.5	G&L CORRECTIONS	^DGS(43.5,
43.61	G&L TYPE OF CHANGE	^DG(43.61,
44	HOSPITAL LOCATION	^SC(
45.7	FACILITY TREATING SPECIALTY	^DIC(45.7,
405	PATIENT MOVEMENT	^DGPM(
405.1	FACILITY MOVEMENT TYPE	^DG(405.1,
405.2	MAS MOVEMENT TYPE	^DG(405.2,
405.3	MAS MOVEMENT TRANSACTION TYPE	^DG(405.3,
405.4	ROOM-BED	^DG(405.4,
405.5	MAS OUT-OF-SERVICE	^DG(405.5,
405.6	ROOM-BED DESCRIPTION	^DG(405.6,
407.5	LETTER	^VA(407.5,
407.6	LETTER TYPE	^VA(407.6,
409.1	APPOINTMENT TYPE	^SD(409.1,
409.2	CANCELLATION REASONS	^SD(409.2,
409.62	APPOINTMENT GROUP	^SD(409.62,
409.63	APPOINTMENT STATUS	^SD(409.63,
409.66	APPOINTMENT TRANSACTION TYPE	^SD(409.66,
409.68	OUTPATIENT ENCOUNTER	^SCE(

### 5.2 IHS PIMS Files

Use FileMan to view complete data dictionaries.

File #	File Name	Global
9000010.02	V HOSPITALIZATION (2 fields only)	
9009016.1	INCOMPLETE CHART	^BDGIC(
9009016.2	ADT CENSUS-WARD	^BDGCWD(
9009016.4	CHART DEFICIENCY	^BDGCD(

File #	File Name	Global
9009016.5	IHS WARD DEFINITION	^BDGWD(
9009016.6	ADT CENSUS-TREATING SPECIALTY	^BDGCTX(
9009016.7	SCHEDULED VISIT	^BDGSV(
9009016.8	ADT FORMS	^BDGFRM(
9009016.9	ADT ITEMS	^BDGITM(
9009017.1	WAITING LIST	^BSDWL(
9009017.2	CLINIC SETUP PARAMETERS	^BSDSC(
9009017.3	SCHEDULING TEMPLATES	^BSDST(
9009017.4	WAITING LIST REASON	^BSDWLR(
9009017.5	PRIMARY CARE TEAMS	^BSDPCT(
9009020.1	IHS ADT PARAMETERS	^BDGPAR(
9009020.2	IHS SCHEDULING PARAMETERS	^BSDPAR(

### 5.3 Obsolete IHS MAS Files

File #	File Name	Global
9009011	ADT CENSUS-WARD-OLD	^ADGWD(
9009011.5	ADT CENSUS-TREATING SPECIALTY- OLD	^ADGTX(
9009012	DAY SURGERY	^ADGDS(
9009012.5	DS INCOMPLETE CHART	^ADGDSI(
9009013	INCOMPLETE CHART-OLD	^ADGIC(
9009013.1	SCHEDULED VISIT-OLD	^ADGAUTH(
9009013.5	CHART DEFICIENCY-OLD	^ADGCD(
9009015	WAITING LIST CLINIC-OLD	^ASDWL(

### 5.4 VA PIMS Files (Not in Use)

These files are not used by IHS

File #	File Name
8.1	MAS ELIGIBILITY CODE
8.2	IDENTIFICATION FORMAT
27.11	PATIENT ENROLLMENT
27.12	ENROLLMENT QUERY LOG
27.14	ENROLLMENT/ELIGIBILITY UPLOAD AUDIT
27.15	ENROLLMENT STATUS
27.16	ENROLLMENT GROUP THRESHOLD
27.17	CATASTROPHIC DISABILITY REASONS
29.11	MST HISTORY
30	DISPOSITION LATE REASON
35.1	SHARING AGREEMENT CATEGORY
35.2	SHARING AGREEMENT SUB-CATEGORY

File #	File Name
37	DISPOSITION
38.5	INCONSISTENT DATA
38.6	INCONSISTENT DATA ELEMENTS
39.1	EMBOSSER CARD TYPE
39.2	EMBOSSING DATA
39.3	EMBOSSER EQUIPMENT FILE
39.4	ADT/HL7 TRANSMISSION
41.1	SCHEDULED ADMISSION
41.41	PRE-REGISTRATION AUDIT
41.42	PRE-REGISTRATION CALL LIST
41.43	PRE-REGISTRATION CALL LOG
41.9	CENSUS
42.4	SPECIALTY
42.5	WAIT LIST
42.55	PRIORITY GROUPING
42.6	AMIS 334-341
42.7	AMIS 345&346
43.1	MAS EVENT RATES
43.11	MAS AWARD
43.4	VA ADMITTING REGULATION
43.7	ADT TEMPLATE
45	PTF
45.1	SOURCE OF ADMISSION
45.2	PTF TRANSFERRING FACILITY
45.3	SURGICAL SPECIALTY
45.4	PTF DIALYSIS TYPE
45.5	PTF MESSAGE
45.6	PLACE OF DISPOSITION
45.61	PTF ABUSED SUBSTANCE
45.62	PTF ARCHIVE/PURGE HISTORY FILE
45.64	PTF AUSTIN ERROR CODES
45.68	FACILITY SUFFIX
45.81	STATION TYPE
45.82	CATEGORY OF BENEFICIARY
45.83	PTF RELEASE
45.84	PTF CLOSE OUT
45.85	CENSUS WORKFILE
45.86	PTF CENSUS DATE
45.87	PTF TRANSACTION REQUEST LOG
45.88	PTF EXPANDED CODE CATEGORY
45.89	PTF EXPANDED CODE
45.9	PAF
45.91	RUG-II
47	MAS FORMS AND SCREENS

File #	File Name
48	MAS RELEASE NOTES
48.5	MAS MODULE
389.9	STATION NUMBER (TIME SENSITIVE)
391	TYPE OF PATIENT
391.1	AMIS SEGMENT
392	BENEFICIARY TRAVEL CLAIM
392.1	BENEFICIARY TRAVEL DISTANCE
392.2	BENEFICIARY TRAVEL CERTIFICATION
392.3	BENEFICIARY TRAVEL ACCOUNT
392.4	BENEFICIARY TRAVEL MODE OF TRANSPORTATION
393	INCOMPLETE RECORDS
393.1	MAS SERVICE
393.2	IRT STATUS
393.3	IRT TYPE OF DEFICIENCY
393.41	TYPE OF CATEGORY
403.35	SCHEDULING USER PREFERENCE
403.43	SCHEDULING EVENT
403.44	SCHEDULING REASON
403.46	STANDARD POSITION
403.47	TEAM PURPOSE
404.41	OUTPATIENT PROFILE
404.42	PATIENT TEAM ASSIGNMENT
404.43	PATIENT TEAM POSITION ASSIGNMENT
404.44	PCMM PARAMETER
404.45	PCMM SERVER PATCH
404.46	PCMM CLIENT PATCH
404.471	PCMM HL7 TRANSMISSION LOG
404.472	PCMM HL7 ERROR CODE
404.48	PCMM HL7 EVENT
404.49	PCMM HL7 ID
404.51	TEAM
404.52	POSITION ASSIGNMENT HISTORY
404.53	PRECEPTOR ASSIGNMENT HISTORY
404.56	TEAM AUTOLINK
404.57	TEAM POSITION
404.58	TEAM HISTORY
404.59	TEAM POSITION HISTORY
404.91	SCHEDULING PARAMETER
404.92	SCHEDULING REPORT DEFINITION
404.93	SCHEDULING REPORT FIELDS DEFINITION
404.94	SCHEDULING REPORT GROUP
404.95	SCHEDULING REPORT QUERY TEMPLATES
404.98	SCHEDULING CONVERSION SPECIFICATION TEMPLATE
406.41	LODGING REASON

File #	File Name
407.7	TRANSMISSION ROUTERS
408	DISCRETIONARY WORKLOAD
408.11	RELATIONSHIP
408.13	INCOME PERSON
408.21	INDIVIDUAL ANNUAL INCOME
408.22	INCOME RELATION
408.31	ANNUAL MEANS TEST
408.32	MEANS TEST STATUS
408.33	TYPE OF TEST
408.41	MEANS TEST CHANGES
408.42	MEANS TEST CHANGES TYPE
409.41	OUTPATIENT CLASSIFICATION TYPE
409.42	OUTPATIENT CLASSIFICATION
409.45	OUTPATIENT CLASSIFICATION STOP CODE
409.64	QUERY OBJECT
409.65	APPOINTMENT STATUS UPDATE LOG
409.67	CLINIC GROUP
409.73	TRANSMITTED OUTPATIENT ENCOUNTER
409.74	DELETED OUTPATIENT ENCOUNTER
409.75	TRANSMITTED OUTPATIENT ENCOUNTER ERROR
409.76	TRANSMITTED OUTPATIENT ENCOUNTER ERROR CODE
409.77	ACRP TRANSMISSION HISTORY
409.91	ACRP REPORT TEMPLATE
409.92	ACRP REPORT TEMPLATE PARAMETER

## 5.5 Data Dictionary Notes

Decisions on whether or not to keep the VA definitions in file 2 were based on the goal of staying as close as possible with the VA, making as few modifications as possible and still keeping IHS functionality intact.

### 5.5.1 IHS changes continued in this version

- Changed name of file 2 from Patient to VA Patient.
- Replaced VA FileMan access codes of “Dd” with “M” as IHS uses M for the access codes for most clinical users.
- Replaced VA Patient Lookup routine DPTLK with AUPNLK.
- Kept IHS file screen to check for merged patient entry when file is accessed while bypassing patient lookup. `^DD(2,0,"SCR")=I '$P(^0,U,19)'`
- Added in FD nodes required by sites running MFI (Multi-Facility Integration). The nodes are:



```

^DD(2,0,"FD",0)="^2.01^1^1"
^DD(2,0,"FD",1,0)="1^FIND PATIENT^M"
^DD(2,0,"FD",1,"C")="S:$D(APMFVAR("PAT")) Y=APMFVAR("PAT")"
^DD(2,0,"FD","B",1,1)=""/>

```

- Used call to AUPNLKID for identifiers instead of using VA code.
- Added back in AIHS3601 regular cross-reference to patient pointer field .3601 (Collateral Spouse's Name) for patient merge. Without cross-reference, merge could take hours.
- Added back in IHS triggers on NAME, SEX and MOTHER'S MAIDEN NAME fields to set .083 (Check for Duplicate). VA already has triggers on DOB and SSN fields. IHS Patient Merge uses ANEW cross-reference on field .083 to find new entries to verify if duplicates.
- Used IHS definition of field .081 (DUPLICATE STATUS). VA is not using field at this time and so has defined it as a set of codes of 1 or 0. IHS defines it as a computed field with possible answers of 1 or 0.
- Kept IHS definition for set of codes on Condition field (#401.3). VA only uses Seriously Ill. IHS has added DNR and SI & DNR. Will change field back to VA definition when IHS releases TIU (Text Integration Utility) which is where the VA records DNR data.
- Used IHS call to NAME^AUPNPED for name fields Father's Name, Mother's Name, Next of Kin and Emergency Contact.

### 5.5.2 New IHS modifications

- Added code to handle sensitive patients by calling DGSEC routine from the IHS patient lookup routine AUPNLK. Also added code to post-selection action in case lookup routine is bypassed (DIC(0) set to I).
- Added routine IVMPLOG with line label EVENT to handle the many VA cross-references (AENR\*) that call it. The only code in the routine is a Quit.

### 5.5.3 Other Data Dictionary Notes

- Kept all new VA cross-references that check for routine before call to see if site is running application.
- Kept VA input transform on NAME field instead of using NAME^AUPNPED. VA has added lots of code to name check and this will keep us consistent with their naming conventions.
- Kept VA "B" cross-reference on NAME field as is. No need to call AUPNCASE as improved VA input transform insures name is all uppercase.

- VA has several cross-references that call ^VAFCD01 to record changes to file 2 taking place outside of Registration. These cross-references create entries in the ADT/HL7 PIVOT file. To prevent the firing of the cross-references, the following variables must be set to 1 BEFORE calling FileMan: VAFCA08 & VAFHCA08. It is recommend that IHS set these variables in our Registration calls to FileMan. That way any entries in the ADT/HL7 PIVOT file will be from modifications made outside our Registration.
- Field name for #.03 is DATE OF BIRTH with Title listed as DOB in VA data dictionary. The values are reversed in IHS data dictionary. Kept VA dictionary as is. Kept VA output transform which uses 4-digit year.
- Just a reminder: VA removed admission multiple along with all cross-references. Data was moved during installation of MAS v5.0.
- Kept VA computed expression for AGE field:  
`“$(E(TODAY,1,3)-$(E(INTERNAL(DOB),1,3)-$(E(TODAY,4,7)<$(E(INTERNAL(DOB),4,7)))”`  
 instead of IHS expression: DT-DOB\365.25
- Field name for #.09 is SOCIAL SECURITY NUMBER with Title listed as SSN in VA data dictionary. The values are reversed in IHS data dictionary. Kept VA definition as is except for removing it as identifier and making it not required. Kept new ATP cross-reference which triggers new .6 field (TEST PATIENT INDICATOR). Test patient is defined as having five leading zeros in SSN. New field is located at the 21<sup>st</sup> piece of the zero node and fires ATEST cross-reference. Added quits to line labels in ^PXXDPT called by PX09 cross-reference which is VA way of adding entries to file 9000001.

#### 5.5.4 VA name changes and shorter field definitions

Field #	IHS Name	New VA Name	IHS length	VA length
#.092	City of Birth	Place of Birth [City]	2-30	2-20
#.093	State of Birth	Place of Birth [State]		
#.111	Mailing Address-Street	Street Address [Line 1]	2-50	3-35
#.114	Mailing Address-City	City	2-30	2-15
#.115	Mailing Address- State	State		
#.116	Mailing Address- Zip	Zip Code	5-10	5 only
#.131	Home Phone	Phone Number [Residence]		
#.132	Office Phone	[Work] Phone Number		
#.211	Next of Kin	K-Name of Primary NOK (Title is still Next of Kin)		

Field #	IHS Name	New VA Name	IHS length	VA length
#.212	NOK Relationship	K-Relationship to Patient	3-20	1-30
IHS uses field in file 9000001 which triggers this one. Can now have longer entries if needed.				
#.213	NOK-Street Address	K-Street Address [Line 1]	2-50	3-30
#.216	NOK Address-City	K-City	2-30	3-30
#.217	NOK Address-State	K-State		
#.218	NOK Address-Zip	K-Zip Code	5-10	5 only
#.219	NOK Phone	K-Phone Number		
No delete node on this field on VA side in this version.				
#.331	Emergency Contact	E-Name (Title is still Emergency Contact)		
#.332	EC Relationship	E-Relationship to Patient	3-20	2-30
IHS uses field in file 9000001 which triggers this one. Can now have longer entries if needed.				
#.333	EC Address-Street	E-Street Address [Line 1]	2-50	3-30
#.336	EC Address-City	E-City	2-30	3-30
#.337	EC Address-State	E-State		
#.338	EC Address-Zip	E-Zip Code	5-10	5 only
#.339	EC Phone	E-Phone Number		
No delete node on this field on VA side in this version.				
#1	Other Name	Alias		

- VA has new fields for zip codes plus four. There are new cross-references so changes to the new fields keep the old zip code fields up to date.
- Date of Death field trigger to set Remarks field now checks for additional remarks. AEXP cross-reference now sends bulletin if patient's date of death is deleted. New cross-reference sends notifications to OE/RR users if patient on users' lists.
- Fields .104 Provider and .1041 Attending Physician (new field) call new subroutine SCREEN^DGPMDD to check that active provider is being selected.

- Service Connected field (#.301) now has trigger to delete SC Award Date if .301 is answered NO. VA entered output transform [S Y(0)=Y S Y=\$E(Y,1,10)] on Claim Number field (#.313). File cleanup activities
- Added IHS as GROUP to all fields used by IHS for future reference. See list in Appendix A.
- Removed audit from the 25 VA fields so marked.
- Replaced all VA delete nodes with IHS delete node .01 on NAME field to prevent ANY deletion of entry. VA nodes also contain writes and use \$N where code was created by FileMan.

## 5.6 File List

File Number	File Name	Description				
2	VA Patient	The VA PATIENT file contains all the patients followed by a patient care facility. At a minimum each patient entry must have a NAME, DATE OF BIRTH and SEX. The PATIENT file (#9000001) points back to this file and contains the IHS specific demographic data on patients. For the most part the information contained in this file is demographic in nature, i.e., address, employment, service history, etc., however data concerning appointments is also stored in this file. Care should be used when removing a patient from the PATIENT file since virtually all other RPMS and VistA modules do utilize data from this file. Of the many fields in the file you will note that many are preceded by an asterisk. Those fields are scheduled to be removed from the file due to either lack of use or replacement by another field/file in the next release.				
38.1	DG Security Log	This file contains all patients where access to their records is tracked. Patients are either sensitive or non-sensitive. This file is used as an audit trail for when a patient is accessed, who accessed it, the option used to access it and whether or not the patient was an inpatient at the time the record was accessed. Data is added to this file via DGSEC routines. The data is hard set under SETLOG1^DGSEC. So be VERY CAREFUL adding cross-references to this file! If any are added they must also be added to the code under the SETLOG1 subroutine.				
40.8	Medical Center Division	This file contains the Medical Center Divisions defined for your system. The only field used by IHS is Address Location On Letters. This field is updated under the EAP - Edit ADT Parameters option. All other IHS parameter fields based on facility are found in the IHS ADT PARAMETERS file and the IHS SCHEDULING PARAMETERS file which are DINUM'ed to this one.				
40.9	Location Type	This file contains a list of possible locations at your facility. Contains a standard set of data which the Type Extension field in file 44 uses. C for clinic and W for ward are the 2 types used the most. <table border="1" data-bbox="716 1829 1252 1900"> <thead> <tr> <th>Name</th> <th>Designation</th> </tr> </thead> <tbody> <tr> <td>Admitting Area</td> <td>AA</td> </tr> </tbody> </table>	Name	Designation	Admitting Area	AA
Name	Designation					
Admitting Area	AA					

File Number	File Name	Description																								
		<table border="1"> <tr> <td>Clinic</td> <td>C</td> </tr> <tr> <td>Dietetics</td> <td>D</td> </tr> <tr> <td>Engineering</td> <td>E</td> </tr> <tr> <td>File Area</td> <td>F</td> </tr> <tr> <td>Imaging</td> <td>I</td> </tr> <tr> <td>Laundry</td> <td>L</td> </tr> <tr> <td>Module</td> <td>M</td> </tr> <tr> <td>Non-clinic stop</td> <td>N</td> </tr> <tr> <td>Nursing</td> <td>NU</td> </tr> <tr> <td>Operating room</td> <td>OR</td> </tr> <tr> <td>Other location</td> <td>Z</td> </tr> <tr> <td>Ward</td> <td>W</td> </tr> </table>	Clinic	C	Dietetics	D	Engineering	E	File Area	F	Imaging	I	Laundry	L	Module	M	Non-clinic stop	N	Nursing	NU	Operating room	OR	Other location	Z	Ward	W
Clinic	C																									
Dietetics	D																									
Engineering	E																									
File Area	F																									
Imaging	I																									
Laundry	L																									
Module	M																									
Non-clinic stop	N																									
Nursing	NU																									
Operating room	OR																									
Other location	Z																									
Ward	W																									
42	Ward Location	This file contains all inpatient and observation wards for a facility. IHS fields previously in the 9999999 number space have been moved to a separate file (IHS WARD DEFINITION #9009016.5) which is DINUM'ed to the ward entries in this one.																								
43	MAS Parameters	This file contains the site specific parameters which are used by the Admission, Discharge and Transfer (ADT), Scheduling and Sensitive Patient Tracking modules of PIMS. The parameters are set by using various options throughout PIMS. This file stores parameters that pertain to this UCI. Other files store facility based parameters for multi-division systems. There can be only one entry into this file. The only IHS field in this file is "Track All Patient Access?" which is used by the Sensitive Patient Tracking module.																								
43.5	G&L Corrections	This file contains data concerning changes, additions, or deletions which were made to patient movement and captured by the system. The data prints on the daily G&L. Used by IHS census updates to determine how far back to look for corrections to patient movements.																								
43.61	G&L Type of Change	This file consists of a table of G&L type of changes. Previously, this was a set of codes in the G&L Corrections File (#43.5). The data in this file is distributed with the MAS package and must NOT be altered in any way. There are currently 15 entries in this file: <ul style="list-style-type: none"> <li>• Admission Entered</li> <li>• Admission Deleted</li> <li>• Admission Date Edited</li> <li>• Transfer entered</li> <li>• Transfer Deleted</li> <li>• Transfer Date Edited</li> <li>• Discharge Entered</li> <li>• Discharge Deleted</li> <li>• Discharge Date Edited</li> <li>• Admission Ward Edited</li> </ul>																								

File Number	File Name	Description
		<ul style="list-style-type: none"> <li>• Movement Type Edited</li> <li>• Transfer Ward Edited</li> <li>• Facility TS Entered</li> <li>• Facility TS Deleted</li> <li>• Facility TS Date Edited</li> </ul>
44	Hospital Location	<p>Contains locations found in the hospital (i.e. Wards, Clinics)</p> <ul style="list-style-type: none"> <li>• <b>Note:</b> Do not re-index this file.</li> </ul> <p>This file stores VA clinic setup parameters. IHS parameters are stored in a DINUM'ed file #9009017.2 CLINIC SETUP PARAMETERS.</p> <p>This file also stores appointments and chart requests by clinic. Each patient appointment is also stored in file #2 VA PATIENT. Appointments in this HOSPITAL LOCATION file can be purged periodically to save disk space. Chart requests are only stored in this file under a separate subfile from appointments.</p>
45.7	Facility Treating Specialty	<p>This file is used to maintain the various specialties that are used to treat a patient a inpatient or observation stay. The entries in this file correspond to the standard IHS inpatient services. For each standard service, an observation counterpart was added in this version. The observation service uses the same IHS code an the inpatient counterpart with the letter O attached. For example, SURGERY is code 04 and SURGERY OBSERVATION has code O4O. Each facility customizes their list by turning on only those appropriate for their site.</p> <p>There are three IHS fields in this file:</p> <pre> 9999999.01    IHS CODE 9999999.02    MNEMONIC 9999999.03    ADMITTING SERVICE? </pre>

File Number	File Name	Description
405	Patient Movement	<p>This file holds the data for all admissions, ward transfers, discharges, and treating specialty changes. These entries must not be edited through FileMan. The appropriate bed control options should be executed to insure data consistency.</p> <p>The following cross-references exist on this file:</p> <p>^DGPM("ATID"_TT,DFN,Inverse date_AS,DA)=""                      ^DGPM("ATT"_TT,Date_AS,DA)=""                      ^DGPM("APID",DFN,Inverse Date_AS,DA)=""                      ^DGPM("APTT"_TT,DFN,Date_AS,DA)=""                      ^DGPM("APCA",DFN,Corresponding Admission,Date_AS,DA)="("APCA" lists only physical movements related to admission)                      ^DGPM("APMV",DFN,Corresponding Admission,Inverse Date_AS,DA)=""                      ^DGPM("APRD",DFN,Date_AS,DA)=""                      ^DGPM("AMV"_TT,Date_AS,DFN,DA)=""                      ^DGPM("ATS",DFN,Corresponding Admission,Inverse Date_AS,Treating Specialty,DA)=""                      ^DGPM("CN",External Format of Ward,DA)=""                      only**      **inpatients                      ^DGPM("LD",External Format of Ward,DA)=""                      only**      **lodgers                      ^DGPM("ARM",IFN of Room-bed,DA)=1 or 0      [1 indicates lodger,0 indicates non-lodger]                      ^DGPM("B",Date,DA)=""                      ^DGPM("C",DFN,DA)=""                      ^DGPM("CA",Corresponding Admission,DA)=""                      where: TT=Transaction type where choices are as follows:                      1=admission                            4=check-in lodger                      2=transfer                                5=check-out lodger                      3=discharge                              6=specialty change                      Compiled Cross-Reference Routine: DGPMXX                      IHS fields added to this file are:                      9999999.02      ADMITTING PROVIDER                      9999999.03      REFERRING PROVIDER                      9999999.04      ESTIMATED LENGTH OF STAY                      9999999.05      ADMISSION TYPE-UB92                      9999999.06      ADMISSION SOURCE-UB92                      9999999.07      DISCHARGE STATUS-UB92                      9999999.1      *VISIT (scheduled for deletion, field #.27 now used)</p>

File Number	File Name	Description																																																									
405.1	Facility Movement Type	<p>This file contains all allowable admission, discharge, transfer, specialty change, check-in lodger, and check-out lodger movements. These are standard IHS entries for admission and discharge types along with entries to make transfers work. These are NOT to be changed at the local site. IHS fields added to this file are: 9999999.1 IHS CODE and 9999999.2 MFI CODE .</p> <table border="1" data-bbox="716 485 1393 1465"> <thead> <tr> <th data-bbox="716 485 995 556">Transaction type</th> <th data-bbox="995 485 1274 556">Name</th> <th data-bbox="1274 485 1393 556">IHS Code</th> </tr> </thead> <tbody> <tr> <td>Admission</td> <td>Direct</td> <td>1</td> </tr> <tr> <td>Admission</td> <td>Trans-non IHS hospital</td> <td>2</td> </tr> <tr> <td>Admission</td> <td>Trans-IHS hospital</td> <td>3</td> </tr> <tr> <td>Admission</td> <td>Referred from IHS clinic</td> <td>4</td> </tr> <tr> <td>Admission</td> <td>Other</td> <td>5</td> </tr> <tr> <td>Check-in lodger</td> <td>Check-in lodger</td> <td></td> </tr> <tr> <td>Check-in lodger</td> <td>Check-in lodger (other facility)</td> <td></td> </tr> <tr> <td>Check-out lodger</td> <td>Check-out lodger</td> <td></td> </tr> <tr> <td>Discharge</td> <td>Regular discharge</td> <td>1</td> </tr> <tr> <td>Discharge</td> <td>Transferred</td> <td>2</td> </tr> <tr> <td>Discharge</td> <td>Irregular (AMA)</td> <td>3</td> </tr> <tr> <td>Discharge</td> <td>Death W/I 48 hrs w autopsy</td> <td>4</td> </tr> <tr> <td>Discharge</td> <td>Death W/I 48 hrs w/o autopsy</td> <td>5</td> </tr> <tr> <td>Discharge</td> <td>Death after 48 hrs w autopsy</td> <td>6</td> </tr> <tr> <td>Discharge</td> <td>Death after 48 hrs w/o autopsy</td> <td>7</td> </tr> <tr> <td>Specialty transfer</td> <td>Provider/specialty change</td> <td></td> </tr> <tr> <td>Transfer</td> <td>Interward transfer</td> <td>0</td> </tr> <tr> <td>Transfer</td> <td>Ward transfer only</td> <td>0</td> </tr> </tbody> </table>	Transaction type	Name	IHS Code	Admission	Direct	1	Admission	Trans-non IHS hospital	2	Admission	Trans-IHS hospital	3	Admission	Referred from IHS clinic	4	Admission	Other	5	Check-in lodger	Check-in lodger		Check-in lodger	Check-in lodger (other facility)		Check-out lodger	Check-out lodger		Discharge	Regular discharge	1	Discharge	Transferred	2	Discharge	Irregular (AMA)	3	Discharge	Death W/I 48 hrs w autopsy	4	Discharge	Death W/I 48 hrs w/o autopsy	5	Discharge	Death after 48 hrs w autopsy	6	Discharge	Death after 48 hrs w/o autopsy	7	Specialty transfer	Provider/specialty change		Transfer	Interward transfer	0	Transfer	Ward transfer only	0
Transaction type	Name	IHS Code																																																									
Admission	Direct	1																																																									
Admission	Trans-non IHS hospital	2																																																									
Admission	Trans-IHS hospital	3																																																									
Admission	Referred from IHS clinic	4																																																									
Admission	Other	5																																																									
Check-in lodger	Check-in lodger																																																										
Check-in lodger	Check-in lodger (other facility)																																																										
Check-out lodger	Check-out lodger																																																										
Discharge	Regular discharge	1																																																									
Discharge	Transferred	2																																																									
Discharge	Irregular (AMA)	3																																																									
Discharge	Death W/I 48 hrs w autopsy	4																																																									
Discharge	Death W/I 48 hrs w/o autopsy	5																																																									
Discharge	Death after 48 hrs w autopsy	6																																																									
Discharge	Death after 48 hrs w/o autopsy	7																																																									
Specialty transfer	Provider/specialty change																																																										
Transfer	Interward transfer	0																																																									
Transfer	Ward transfer only	0																																																									
405.2	MAS Movement Type	<p>This file holds all MAS accepted/approved movement types. All entries in your Facility Movement Type file (file 405.1) must point to an entry in this file. This file should NOT be altered by any facility. Altering this file can severely corrupt the integrity of your bed control movement options. The internal entry numbers of this file are used by various packages to determine the processing necessary. These numbers and entries must remain as distributed by the MAS package.</p>																																																									



File Number	File Name	Description
405.3	MAS Movement Transaction	<p>This file holds all type of movement transactions. The data in this file is distributed with the MAS package and must NOT be altered in any way. There are currently six entries in this file:</p> <ul style="list-style-type: none"> <li>• Admission</li> <li>• Transfer</li> <li>• Discharge</li> <li>• Check-in lodger</li> <li>• Check-out lodger</li> <li>• Specialty transfer</li> </ul>
405.4	Room-Bed	<p>This file contains all room-beds found at your site as well as data about out-of-service periods for those beds. This file is maintained by the site. The only IHS field is: 9999999.01 BED PHONE.</p>
405.5	MAS Out-of-Service	<p>This file contains the VACO-approved reasons a room-bed or ward may be placed out-of-service. These entries must not be altered in any way. The internal entry numbers and the entries themselves have been added under the direction of MAS VACO and are the only approved reasons for placing wards and beds out-of-service. Altering of this data in any way can have severe and negative impacts on the operations of many DHCP packages.</p> <p>Note: The reason why VA applications are affected if new reasons are added to this file has not been determined. If possible, try to use these standard VA reasons if you need to put a bed out-of-service.</p> <ul style="list-style-type: none"> <li>• Patient privacy/fire &amp; safety construction</li> <li>• Other construction</li> <li>• Staff shortage and/or recruitment problems</li> <li>• Reduced demand</li> <li>• Budget constraints</li> <li>• Other reasons</li> <li>• New facility or construction-in process of activation</li> <li>• New facility or construction-beds not yet constructed</li> <li>• Facility operating over authorized</li> </ul>
405.6	Room-Bed Description	<p>This file contains all site-determined descriptions for a room-bed. Examples are 'Private Room', 'Non-Smoking', etc. This file is maintained by the site.</p>

File Number	File Name	Description
407.5	Letter	<p>This file contains all letters that may be sent out by a site. These include letters notifying patients of future appointments, cancelled appointments, and scheduled admissions. The site can edit the text that they would like to appear in these letters. A generic pre-appointment letter titled APPOINTMENT SLIP will be used to hand to the patient after making an appointment unless the clinic has already defined a pre-appointment letter. No longer will routing slips be used. as the information on them is more appropriate for file room use and not for patient reminders.</p> <p>The one IHS field added to this file is 9999999.01 GREETINGS TO PARENTS? (Answer YES to have letter addressed "To parents of" for patients under 18 years of age.).</p>
407.6	Letter Type	This file holds the standard types of letters available in Scheduling. These are Pre-Appointment, Appointment Cancelled, Clinic Cancelled and No-Show.
409.1	Appointment Type	<p>These are the valid appointment types to be used in Scheduling as determined by the VA MAS SIUG. This file should not be altered in ANY fashion.</p> <p>Note: The only type used by IHS is REGULAR and is added to appointments automatically</p>
409.2	Cancellation Reasons	This file contains the cancellation reasons to be used in the Scheduling Package. The file is installed with sample entries but can be updated locally. The option to update is on the Application Coordinator Menu in Scheduling.
409.62	Appointment Group	<p>This table file contains entries that describe appointment categories/groups. An APPOINTMENT STATUS(#409.63) file entry can be associated with one or more of these groups This relationship is defined by the ASSOCIATED GROUPS(#100) multiple of that APPOINTMENT STATUS file.</p> <p>The SDAM APPT MGT (Appointment Management) option of the Scheduling package uses this association. In that option, the user is allowed to select which 'group' of appointments to view. Appointments with a current status associated with that group are then displayed. If a group needs to be added/modified/deleted, a patch will be issued instructing the site how to make the change. Otherwise, this table file should not be edited in any way by the site.</p>
409.63	Appointment Status	<p>This table file contains the list of valid statuses for an appointment.</p> <p>If an entry needs to be added/modified/deleted, a patch will be issued instructing the site how to make the change. Otherwise, this table file should not be edited in any way by the site.</p>
409.66	Appointment Transaction Type	<p>This table file contains the list of transaction types that can occur against an appointment. For example, when an appointment is cancelled, the CANCEL transaction type occurs.</p> <p>If a transaction type needs to be added/modified/deleted, a patch will be issued instructing the site how to make the change. Otherwise, this table file should not be edited in any way by the site.</p>

File Number	File Name	Description
409.68	Outpatient Encounter	<p>This file contains all outpatient encounters that have been successfully checked out or need to be checked out. The types of encounters that caused entries to be added to this file are appointments, add/edit stop codes and dispositions.</p> <p>If the encounter needs to be checked out then it will have a status of 'PENDING ACTION'. The site will not receive workload credit if the status remains 'PENDING ACTION'. 'PENDING ACTION' includes both 'ACTION REQUIRED' and 'NO ACTION TAKEN' statuses.</p> <p>If the encounter has been no-showed or cancelled then it will NOT be in this file. Inpatient encounters will always have a status of 'INPATIENT APPOINTMENT'. Appointments made for non-count clinics will always have a status of 'NON-COUNT'. All other encounters will have a status of 'CHECKED OUT'.</p>
9000010.02	Partial DD for V Hospitalization	<p>The TRANSFERRED TO field #.09 has been changed from a variable pointer to a regular pointer to a new IHS standard file TRANSFER FACILITY (#9999999.91 ^AUTTTFAC). This new file is populated during the PIMS postinit process from entries used previously by your facility from both the Institution and Vendor files.</p> <p>The DISCHARGE TYPE field #.06 is also included because it contains a trigger to the TRANSFERRED TO field.</p>
9009016.1	Incomplete Chart	<p>This file stores all inpatient stays and day surgeries to track completing the chart paperwork before a chart can be filed away again. Entries are added automatically by the ADT and Day Surgery software. New in version 5.3 is the fact that entries are never deleted. Either a completion date or a delete date (due to entering it in error), must be entered to close out a chart. This allows running reports on past performance. Many new date fields have been added for tracking the process.</p> <p>Data from the old Incomplete Chart (^ADGIC) and DS Incomplete Chart (^ADGDSI) files was copied into this new file at installation.</p>
9009016.2	ADT Census – Ward	<p>This file replaces the old ADT CENSUS – WARD file (^ADGWD). It stores daily census numbers for each ward in your facility. This file uses the new namespace (BDG) and adds back in the subfile to capture service numbers within a ward.</p>
9009016.4	Chart Deficiency	<p>This file replaces the old Chart Deficiency file (^ADGCD). It uses the new namespace (BDG) and adds a new field for linking chart deficiency entries to TIU document classes.</p>
9009016.5	IHS Ward Definition	<p>This ward contains the IHS fields for setting up a ward. Many of these fields were previously stored in the VA file WARD LOCATION #42.</p>
9009016.6	ADT Census – Treating Specialty	<p>This file replaces the old ADT CENSUS – TREATING SPECIALTY file (^ADGTX). It contains the daily census figures based on service. This file uses the new namespace (BDG) and includes observation services.</p>
9009016.7	Scheduled Visit	<p>This file replaces the old SCHEDULED VISIT file (^ADGAUTH). This new file has a flat structure, stores all entries indefinitely and now contains travel and escort oriented fields.</p>

File Number	File Name	Description
9009016.8	ADT Forms	This file is used to set up different versions of forms used in ADT. Currently the only forms stored in this file are for A Sheets (Clinical Record Briefs). Two different formats are sent with version 5.3 – IHS version and the ANMC version. The file is designed to allow facilities to design their own form without having to change the software. There is no data entry option for setting up a new form.
9009016.9	ADT Items	This file contains all defined items that can be used to create ADT FORM entries. Each item is associated with code that is executed to display that item on the report.
9009017.1	Waiting List	This file replaces the old WAITING LIST CLINIC file (^ASDWL). It is used to place patients on a waiting list for appointments in your clinic or for space in your inpatient ward. The Recall Date can also be used to track follow-up patients when your clinic schedule does not extend out far enough to schedule their next appointment today.
9009017.2	Clinic Setup Parameters	This file contains all IHS fields that previously were stored in the HOSPITAL LOCATION file #44. The file is DINUM'ed to file 44 and is populated at installation time for all active clinics. Keeping IHS fields out of file 44 decreases maintenance costs as fewer changes are needed each time the data dictionary for file 44 is sent in a VA patch.
9009017.3	Scheduling Templates	This file stores complicated yet often used appointment slot formats for multiple use. These templates can be used when setting up a clinic's availability instead of having to type in the times and number of slots individually. It is quite useful for clinics that use a set number of variations that need to be rearranged each month or quarter. Setting up templates is performed by an option under the Application Coordinator's Menu in Scheduling.
9009017.4	Waiting List Reason	This file contains a list of local reasons for why patients are placed on a waiting list. The option to add reasons to the list can be found on the Application Coordinator's Menu in Scheduling.
9009017.5	Primary Care Teams	This file is used to set up teams of providers for use in making appointments for any provider within a particular team and for reporting purposes. These are groups of patient's primary care providers.
9009020.1	IHS ADT Parameters	This file contains IHS parameters for ADT that used to be stored in the MEDICAL CENTER DIVISION file. These include parameters to customize running daily census, customize incomplete chart module, which forms to print and which bulletins to turn on.
9009020.2	IHS Scheduling Parameters	This file contains IHS parameters for Scheduling that used to be stored in the MEDICAL CENTER DIVISION file. It includes parameters on how to print routing slips, default printers, those that customize the make appointment process.

## 5.7 Basic IHS modifications to DD

- Name changed from PATIENT to VA PATIENT.
- FM access codes changed from DD to M; audit access set to @.
- Post selection action changed from I '\$G(DICR),\$G(DIC(0))['T' D ^DGSEC to D ^AUPNPAT I '\$G(DICR),\$G(DIC(0))['T' D ^DGSEC.
- Lookup program changed from DPTLK to AUPNLK.
- Master file screen added to screen out merged patients: "I '\$P(^0),U,19)".
- Removed VA identifier nodes ^DD(2,0,"ID" and replaced with ^DD(2,0,"ID","IHS0")="D ^AUPNLKID".
- Replaced VA "DEL" (delete) nodes with IHS one that always sets \$T to 1 to prevent any deletions. VA nodes contain writes and use \$N. Replacing them was the cleanest way to go.

FILE SCREEN (SCR-node) : I '\$P(^0),U,19)  
 SPECIAL LOOKUP ROUTINE : AUPNLK  
 POST-SELECTION ACTION : D ^AUPNPAT I '\$G(DICR),\$G(DIC(0))['T' D ^DGSEC

DD Access: @  
 RD Access: M  
 WR Access: M  
 DEL Access: M  
 LAYGO Access: M  
 Audit Access: @

## 5.8 File Access

FILE (#)	GL	RD	WR	LYG	DD	DEL	Audit
2 VA Patient	^DPT(	M	M	M	@	M	M
38.1 DG Security Log	^DGSL(38.1	D	D	D	@	@	@
40.8 Medical Center Division	^DG(40.8	D	#	#	@	#	@
40.9 Location Type	^DIC(40.9	D	@	@	@	@	@
42 Ward Location	^DIC(42	dD	d	d	@	#	@
43 MAS Parameters	^DG(43,	D	d	d	@	d	@
43.5 G&L Corrections	^DGS(43.5	dD	d	d	@	d	@

FILE (#)	GL	RD	WR	LYG	DD	DEL	Audit
43.61 G&L Type of Change	^DG(43.61	D	@	@	@	@	@
44 Hospital Location	^SC(	dD	d	d	@	d	@
45.7 Facility Treating Specialty	^DIC(45.7	dD	d		@	d	@
405 Patient Movement	^DGPM	D	D	D	@	D	@
405.1 Facility Movement	^DG(405.1	D	D	D	@	D	@
405.2 MAS Movement	^DG(405.2		@	@	@	@	@
405.3 MAS Movement	^DG(405.3	D	@	@	@	@	@
405.4 Room-Bed	^DG(405.4	D	D	D	@	D	@
405.5 MAS Out-of-Service	^DG(405.5	D	@	@	@	@	@
405.6 Room-Bed Description	^DG(405.6	D	D	D	@	D	@
407.5 Letter	^VA(407.5	Dd	d	d	@	d	@
407.6 Letter Type	^VA(407.6	D	@	@	@	@	@
409.1 Appointment Type	^SD(409.1	D	@	@	@	@	@
409.2 Cancellation Reasons	^SD(409.2	D	@	@	@	@	@
409.62 Appointment Group	^SD(409.62	d	@	@	@	@	
409.63 Appointment Status	^SD(409.63	d	@	@	@	@	
409.66 Appointment Transaction	^SD(409.66	d	@	@	@	@	
409.68 Outpatient Encounter	^SEC	d	@	@	@	@	
9000010.02 Partial DD for V Hospitalization							
9009016.1 Incomplete Chart	^BDGIC	@	@	@	@	@	@
9009016.2 ADT Census – Ward	^BDGCWD	@	@	@	@	@	@
9009016.4 Chart Deficiency	^BDGCD	@	@	@	@	@	@

FILE (#)	GL	RD	WR	LYG	DD	DEL	Audit
9009016.5 IHS Ward Definition	^BDGWD	@	@	@	@	@	@
9009016.6 ADT Census – Treating Specialty	^BDGCTX	@	@	@	@	@	@
9009016.7 Scheduled Visit	^BDGSV	@	@	@	@	@	@
9009016.8 ADT Forms	^BDGFRM	@	@	@	@	@	@
9009016.9 ADT Items	^BDGITM	@	@	@	@	@	@
9009017.1 Waiting List	^BSDWL	@	@	@	@	@	@
9009017.2 Clinic Setup Parameters	^BSDSC	@	@	@	@	@	@
9009017.3 Scheduling Templates	^BSDST	@	@	@	@	@	@
9009017.4 Waiting List Reason	^BSDWLR	@	@	@	@	@	@
9009017.5 Primary Care Teams	^BDSPCT	@	@	@	@	@	@
9009020.1 IHS ADT Parameters	^BDGPAR	@	@	@	@	@	@
9009020.2 IHS Scheduling Parameters	^BSDPAR	@	@	@	@	@	@

## 5.9 CrossReferences

This chapter includes the IHS cross-references added to VA files.

### 5.9.1 VA Patient File

To see a list of and details on the 244 VA cross-references, use one of the various tools in FileMan or the electronic data dictionary (AAHEDD).

"AIHS3601" .3601	COLLATERAL SPONSOR'S NAME
REGULAR	
Node: 1	S ^DPT("AIHS3601",\$(X,1,30),DA)=""
Node: 2	K ^DPT("AIHS3601",\$(X,1,30),DA)
Node: 3	FOR PATIENT MERGE ONLY

**DG SECURITY LOG file #38.1:**

No IHS cross-references added to file. Data is added to this file via ^DGSEC routines using hard sets. Be VERY CAREFUL adding cross-references to this file! If any are added they must also be added to the code under the SETLOG1^DGSEC subroutine.

**HOSPITAL LOCATION file #44:**

```

"AIHSCR"      44.007 / .01      CHART CHECK / PATIENT / PATIENT
      REGULAR
      Node: 1      S ^SC("AIHSCR", $E(X,1,30), DA(2), DA(1), DA)=""
      Node: 2      K ^SC("AIHSCR", $E(X,1,30), DA(2), DA(1), DA)
      Node: 3      FINDS CHART REQUESTS FOR A PATIENT

```

Created cross-reference to be able to find chart requests by patient in addition to finding them by date.

```

"AIHSDAM"    44.003 / 8      APPOINTMENT / PATIENT / DATE APPOINTMENT MADE
      MUMPS
      Node : 1      Q
      Node: 2      Q
      Data is hard set in VA routines. Cross-reference added to file for
documentation purposes only. IHS code added to call
XREFC^BSDDAM to hard set cross-reference at those times. Code is listed below:

      XREFC(CLIN,DATE,PAT) ;EP; -- updates AIHSDAM xref when data is hard set
      ; Called by SDM1A and SDMM1
      NEW MADE
      S MADE=$P($G(^SC(CLIN,"S",DATE,1,PAT,0)),U,7)
      I MADE]"" S ^SC("AIHSDAM",CLIN,MADE,DATE,PAT)=""
      Q

"AIHSDPR"    44.1 / .01      PROVIDER / PROVIDER
      MUMPS
      Node: 1      S
^SC("AIHSDPR",X,DA(1),DA)=$P(^SC(DA(1),"PR",DA,0),U,2)
      Node: 2      K ^SC("AIHSDPR",X,DA(1),DA)
      Node: 3      FINDS A PROVIDER'S CLINICS

```

IHS cross-reference to easily find all clinics for a particular provider and if that provider is listed as default.

```

"AIHSDPR2"   44.1 / .02      PROVIDER / DEFAULT PROVIDER
      MUMPS
      Node: 1      S:X
^SC("AIHSDPR", $P(^SC(DA(1),"PR",DA,0),U),DA(1),DA)=1
      Node: 2      S
^SC("AIHSDPR", $P(^SC(DA(1),"PR",DA,0),U),DA(1),DA)=""
      Node: 3      FINDS A PROVIDER'S DEFAULT CLINICS
Assists in finding those clinics where this provider is the default provider.
      "AIHSPC"    44 / 1916    PRINCIPAL CLINIC
      REGULAR
      Node: 1      S ^SC("AIHSPC", $E(X,1,30), DA)=""
      Node: 2      K ^SC("AIHSPC", $E(X,1,30), DA)
      Node: 3      USED TO FIND PRINCIPAL CLINICS
Used to identify which clinics are principal clinics and which individual clinics
are attached to them.

```



```

"AIHSPRIV"  44.04 / .01          PRIVILEGED USER / PRIVILEGED USER
REGULAR
Node: 1      S ^SC("AIHSPRIV", $E(X,1,30), DA(1), DA)=""
Node: 2      K ^SC("AIHSPRIV", $E(X,1,30), DA(1), DA)
Node: 3      IHS PRIVILEGED USER XREF
Used in finding all restricted clinics to which a user has access.

```

**TREATING SPECIALTY file #45.7:**

```

"CIHS"      45.7 / 9999999.01    IHS CODE
REGULAR
Node: 1      S ^DIC(45.7, "CIHS", $E(X,1,30), DA)=""
Node: 2      K ^DIC(45.7, "CIHS", $E(X,1,30), DA)
Node: 3      USED FOR LOOKUP BY IHS
Added for lookup by code.

```

**FACILITY MOVEMENT file #405.1:**

```

"AIHS1"     405.1 / 9999999.2    MFI CODE
REGULAR
Node: 1      S ^DG(405.1, "AIHS1", $E(X,1,30), DA)=""
Node: 2      K ^DG(405.1, "AIHS1", $E(X,1,30), DA)
Node: 3      USED TO FIND CODES EASILY

```

## 6.0 Internal Relations

### **General Considerations**

The VA routines regularly call other PIMS routines in other namespaces so neither ADT nor Scheduling can run independently of each other. All routines must reside in your system.

### **VA Patient File**

No options released.

### **Sensitive Patient Tracking module**

All menus released can be placed on other menus since they each are keyed and the routines called also test for the keys.

Admission/Discharge/Transfer application

All menus released can be placed on other menus.

### **Scheduling Application**

All menus released can be placed on other menus.

## 7.0 External Relations

### 7.1 Sensitive Patient Tracking Module

Two remote procedure calls and their API calls are included in this version. They are to be used by any software not using FileMan calls that utilize the patient lookup routine. This would most likely be GUI applications. Without using these calls, there will be holes in your security system as far as tracking access to sensitive patients.

Remote Procedure Name: DG Sensitive Record Access

Tag: PTSEC

Return Value Type: ARRAY

Routine: DGSEC4

Availability: PUBLIC

Description:

This Remote Procedure Call (RPC) will:

1. Verify user is not accessing his/her own Patient file record if the Restrict Patient Record Access (#1201) field in the MAS parameters (#43) file is set to yes and the user does not hold the DG RECORD ACCESS security key. If parameter set to yes and user is not a key holder, a social security number must be defined in the New Person file for the user to access any Patient file record.
2. Determine if user accessing a sensitive record or an employee's record.

Input Parameter: DFN

Parameter Type: LITERAL

Required: YES

Sequence Number: 1

Description: DFN = Patient (#2) file DFN.

Input Parameter: DGMSG

Parameter Type: LITERAL

Maximum Data Length: 1

Required: NO

Sequence Number: 2

Description:

DGMSG =           1 - if message should be generated when a user's SSN is undefined  
                       0 - message will not be generated  
                       If not defined, defaults to 1.

Input Parameter: DGOPT

Parameter Type: LITERAL

Required: NO

Sequence Number: 3

Description: Contains Option name^Menu text for DG Security Log update.

## Return Parameter Description:

RESULT(1) = 1-RPC/API failed Required variable not defined

- 0-No display/action required. Not an employee, not sensitive or not accessing own Patient record
- 1-Display warning message. Sensitive - inpatient or a DG Sensitivity key holder or Employee and DG SECURITY OFFICER key holder
- 2-Display warning message, require OK to continue and call DG Sensitive Record Bulletin RPC to update DG Security Log file and generate Sensitive Record Access mail message. Sensitive - not an inpatient and not a key holder or Employee/not a DG Security Officer key holder
- 3-Access to record denied. Accessing own Patient file record
- 4-Access to Patient file (#2) records denied. SSN not defined

RESULT(2-n) = error message or warning/Privacy Act message. Error and warning messages will begin in RESULT(2) array. The Privacy Act message is the longest message and will utilize RESULT(2)- RESULT(8).

If RESULT(1)=1, the DG Security Log file is updated.

If RESULT(1)=2, the user must acknowledge they want to access the restricted record and the application must call the DG SENSITIVE RECORD BULLETIN RPC to update the DG Security Log file and generate the Sensitive Record Access mail message.

**Remote Procedure Name: DG Sensitive Record Bulletin**

Tag: NOTICE

Routine: DGSEC4

Return Value Type: SINGLE VALUE

Availability: PUBLIC

## Description:

This Remote Procedure Call (RPC) will add an entry to the DG Security Log (#38.1) file and/or generate the sensitive record access bulletin depending on the value in Action input parameter. If Action parameter not defined, defaults to update DG Security Log file and generate Sensitive Record Access mail message.

Input Parameter: ACTION

Parameter Type: LITERAL

Maximum Data Length: 1

Required: NO

Sequence Number: 3

## Description:

```

ACTION = 1 - Set DG Security Log entry
        2 - Generate Sensitive Record Access bulletin
        3 - Both
Input Parameter: DFN
Parameter Type: Literal
Required: Yes
Sequence Number: 1
Description: DFN = Patient (#2) file DFN
Input Parameter: DGOPT
Parameter Type: LITERAL
Required: NO
Sequence Number: 2
Description: DGOPT = Option Name^Menu test
If not defined, OP^XQCHK identifies option or defaults to UNKNOWN.
Return Parameter Description:
RESULT=          1 - successfully added entry and/or generated
sensitive record                               access bulletin
          0 - unsuccessful

```

## 7.2 Admission/Discharge/Transfer API's

The ADT module contains APIs to perform Bed Control functions non-interactively and to return admission data on a patient's hospitalization.

### Bed Control API's:

See the internal documentation in ^BDGAPI to specifics on the incoming variable array and possible return values.

S ERR=\$\$ADD^BDGAPI(.ARRAY) – Use this to add an admission, transfer or discharge.

S ERR=\$\$CANCEL^BDGAPI1(.ARRAY) – Use this call to delete an ADT event.

S ERR=\$\$EDIT^BDGAPI2(.ARRAY) – Use this call to modify an ADT event.

### IHS system calls:

D VAR^BDGVAR – Sets ADT system-wide variables. Used if calling option separate from ADT Menus.

\$\$CHECK^BDGVAR(TALK) – Returns status of link between ADT and PCC. Talk variable determines amount of data displayed to screen of current job.

D EXIT^BDGVAR – Cleans up ADT system-wide variables.

### IHS calls to return patient data:

\$\$ADMPRV^BDGF1(ADM,PAT,TYPE,MODE) – Returns provider for admission sent. Type can be admitting, or attending provider. Mode can be internal pointer or external (name).

\$\$ADMPRVS^BDGF1(ADM,PAT,TYPE,MODE) – Returns provider’s service. Type can be admitting, or attending provider. Mode can be internal pointer or external (name).

\$\$ADMSRV^BDGF1(ADM,PAT) – Returns admitting service name for admission IEN and patient.

\$\$ADMSRVC^BDGF1(ADM,PAT) – Returns admitting service abbreviation and code for admission IEN and patient.

\$\$ADMSRVN^BDGF1(ADM,PAT) – Returns admitting service IEN for admission IEN and patient.

\$\$ADMTXN^BDGF1(ADM,PAT) – Returns treating specialty IEN associated with admission IEN sent.

\$\$ADMTYP^BDGF1(ADM) – Returns IHS admit type and code for admission IEN.

\$\$CURDX^BDGF1(PAT) – Returns admitting diagnosis for current inpatient.

\$\$CURLOS^BDGF1(PAT,MODE) – Returns length of stay for current inpatient. If MODE = 1, return in hours (used for observation patients).

\$\$CURPRV^BDGF1(PAT,LENGTH) – Returns current attending provider for patient. Number of characters in name limited to length sent.

\$\$DSADM^BDGF1(ADM,PAT) – Returns 1 if patient admitted after day surgery within limit set in site parameter.

\$\$INPT1^BDGF1(PAT,DATE) – Returns external format of admission date if patient was an inpatient on date sent.

\$\$LASTPRV^BDGF1(ADM,PAT,MODE) – Returns last attending provider for an admission. Mode can be internal pointer or external (name).

\$\$LASTPRVC^BDGF1(ADM,PAT) – Returns last attending provider’s IHS ADC code.

\$\$LASTPRVS^BDGF1(ADM,PAT,MODE) – Returns last attending provider’s service. Mode can be internal service pointer or service name (external).

\$\$LASTSRVN^BDGF1(ADM,PAT) – Returns name of last treating specialty for an admission.

\$\$LASTSRVC^BDGF1(ADM,PAT) – Returns abbreviation and code of last treating specialty for an admission.

\$\$LASTTXN^BDGF1(ADM,PAT) – Returns last treating specialty movement IEN for an admission IEN. Second piece of return value is service IEN.

\$\$LOSHRS^BDGF1(CA,DATE,PAT) – Returns length of stay in hours between date/time sent and admission date/time.

\$\$PRIORTXN^BDGF1(DATE,CA,PAT) – Returns treating specialty IEN for an admission prior to date and time sent.

\$\$PRIORMVT^BDGF1(DATE,CA,PAT) – Returns last physical movement for an admission prior to date and time sent. Physical movement is admission or ward transfer.

\$\$READM^BDGF1(ADM,PAT,LIMIT) – Returns 1 if patient readmitted within length of time in site parameters or limit sent in call. If call returns 1, second piece is last discharge date in FileMan format.

\$\$STATUS^BDGF2(PAT) – Returns patient’s current inpatient status in words.

\$\$VISIT^BDGF1(PAT,DATE) – Returns IEN for PCC visit for patient & admit date.

\$\$WRDABRV^BDGF1(PAT) – Returns abbreviation of current inpatient’s ward.

\$\$WRDABRV2^BDGF1(N) – Returns abbreviation for ward attached to movement N.

## 7.3 Scheduling APIs

The Scheduling module contains APIs to perform select appointment functions non-interactively and to return appointment data.

### Appointment API’s:

See the internal documentation in ^BSDAPI to specifics on the incoming variable array and possible return values.

S ERR=\$\$MAKE^BSDAPI(.ARRAY) – Use call to store appt made

S ERR=\$\$CHECKIN^BSDAPI(.ARRAY) – Use call to add check-in info to appt

S ERR=\$\$CANCEL^BSDAPI(.ARRAY) - Use call to cancel appointment

IHS calls to return patient data:

D CLINIC^BSDU(BSDTNI,BSDNALL) – Returns clinic choices-includes principal clinic groups

if BSDTNI=1 array is VAUTC(clinic name)=ien

if BSDTNI=2 array is VAUTC(clinic ien)=name

if BSDNALL is set, don’t ask for all clinics or expand principal clinic

S ARRAY="ABC" D PCP^BSDU1(PAT,..ARRAY) – Returns patient's primary care provider information in array

Returned array

ARRAY(1)=pcp name/team name/pcp ien/team ien

ARRAY(1,0)=date last updated/user who updated/reason

ARRAY(2)=women's health pcp name/wh team name/wh pcp ien/team ien

ARRAY(2,0)=date last updated/user who updated/reason

ARRAY(3)=mental health prov name/mh team name/mh pcp ien/mh team ien/mh medication mgr name/mh med mgr ien

ARRAY(3,0)=date last updated/user who updated/reason

ARRAY(3) only used if site is running Cimarron MH Provider menu

D PCPDISP^BSDU1(PAT,..ARRAY) – Returns array of PCP info with captions

D PEND^BSDU2(DFN,BSDTALK,..ARRAY) – Called to display pending appointments

BSDTALK=1 means display results to current device

BSDTALK=0 means be silent and return ARRAY(#)=date^clinic name^other info

D VISIT^BSDV(CLINIC,DATE,APTN,PAT,CODE,PROV,MSG) – Create visit  
Silent update to database; no user interface.

See routine for documentation on input variables

\$\$ACTV^BSDU(CLINIC,DATE) – Returns 1 if clinic is active for date

\$\$APPTYP^BSDU2(PAT,DATE) – Returns type of appt (scheduled or walk-in)

\$\$CI^BSDU2(PAT,CLINIC,DATE,SDIEN) – Returns 1 if appt already checked-in

\$\$CLNCODE^BSDU(CLINIC) – Returns clinic code number and name

\$\$CO^BSDU2(PAT,CLINIC,DATE,SDIEN) – Returns 1 if appt already checked-out

\$\$INACTVDT^BSDU(CLINIC) – Returns date clinic was inactivated

\$\$OI^BSDU2(PAT,CLINIC,DATE) – Returns other info comments for patient's appointment

\$\$PC^BSDU(CLINIC) – Returns IEN for clinic's principal clinic

\$\$PCLINE^BSDU1(PAT) – Returns a display line of PCP info

\$\$PRIN^BSDU(CLINIC) – Returns name of clinic's principal clinic



\$\$\$SCIEN^BSDU2(PAT,CLINIC,DATE) – Returns internal entry number for appt in ^SC

\$\$WALKIN^BSDU2(PAT,DATE) – Returns 1 if appt is walk-in

## 7.4 Generic VA PIMS APIs

The VA uses calls to VADPT to pull various patient data items. The following was borrowed from the VA Technical Manual.

### 7.4.1 DEM^VADPT

This entry point returns demographic information for a patient.

Input:	Description
DFN	This required variable is the internal entry number in the patient file.
VAHOW	This optional variable can be set to a requested format for the output array. If this variable is not defined or does not contain one of the following values, the output array will be returned with numeric subscripts. 1 -- return the output array with alpha subscripts - see Attachment (e.g., VADM(1) would be VADM("NM")) 2 -- return the output in the ^UTILITY global with numeric subscripts (e.g., ^UTILITY("VADM",\$J,1)) 12 -- return the output in the ^UTILITY global with alpha subscripts (e.g., ^UTILITY("VADM",\$J,"NM"))
VAROOT	This optional variable can be set to a local variable or global name in which to return the output.(e.g., VAROOT="DGDEM")

Output	Description
VADM(1)	The NAME of the patient.(e.g., SMITH,JOHN R.)
VADM(2)	The SOCIAL SECURITY NUMBER of the patient in internal ^external format. (e.g., 123456789^123-45-6789)
VADM(3)	The DATE OF BIRTH of the patient in internal^external format. (e.g., 2551025^OCT 25,1955)
VADM(4)	The AGE of the patient as of today, unless a date of death exists, in which case the age returned will be as of that date. (e.g., 36)
VADM(5)	The SEX of the patient in internal ^external format. (e.g., M^MALE)
VADM(6)	The DATE OF DEATH of the patient, should one exist, in internal ^external format. (e.g., 2881101.08^NOV 1,1988@08:00)

Output	Description
VADM(7)	Any REMARKS concerning this patient which may be on file. (e.g., Need to obtain dependent info.)
VADM(8)	The RACE of the patient in internal ^external format. (e.g., 1^WHITE, NON-HISPANIC)
VADM(9)	The RELIGION of the patient in internal ^external format. (e.g., 99^CATHOLIC)
VADM(10)	The MARITAL STATUS of the patient in internal ^external format. (e.g., 1^MARRIED)
VA("PID")	The PRIMARY LONG ID for a patient. For IHS this will be the patient's chart number.
VA("BID")	The PRIMARY SHORT ID for a patient. For IHS this is also the patient's chart number.
VAERR	The error flag will have one of the following values. 0 -- no errors encountered 1 -- error encountered - DFN or
^DPT(DFN,0)	not defined

#### 7.4.2 ADD^VADPT

This entry point returns address data for a patient. If a temporary address is in effect, the data returned will be that pertaining to that temporary address; otherwise, the permanent patient address information will be returned.

Input:	Description
DFN	See DEM^VADPT for details.
VAHOW	See DEM^VADPT for details.
VAROOT	See DEM^VADPT for details.

Output	Description
VAPA(1)	The first line of the street address. (e.g., 123 South Main Street)
VAPA(2)	The second line of the street address (e.g., Apartment #1245.)
VAPA(3)	The third line of the street address. (e.g., P.O. Box 1234)
VAPA(4)	The city corresponding to the street address previously indicated. (e.g., Albany)
VAPA(5)	The state corresponding to the city previously indicated in internal ^external format. (e.g., 6^CALIFORNIA)
VAPA(6)	The zip code of the city previously indicated. (e.g., 12345)
VAPA(7)	The county in which the patient is residing in internal ^external format. (e.g., 1^ALAMEDA)
VAPA(8)	The phone number of the location in which the patient is currently residing. (e.g., (123) 456-7890)

Output	Description
VAPA(9)	If the address information provided pertains to a temporary address, the temporary address start date in internal^external format. (e.g., 2880515^MAY 15,1988)
VAPA(10)	If the address information provided pertains to a temporary address, the TEMPORARY ADDRESS END DATE in internal^external format. (e.g., 2880515^MAY 15,1988)
VAPA(11)	The ZIP+4 (5 or 9 digit zip code) of the city previously indicated in internal^external format. (e.g., 123454444^12345-4444)
VAERR	The error flag will have one of the following values. 0 -- no errors encountered 1 --error encountered
DFN	not defined
^DPT(DFN,0)	not defined

### 7.4.3 INP^VADPT

This entry point will return data related to an inpatient episode.

Input:	Description
DFN	See DEM^VADPT for details.
VAHOW	See DEM^VADPT for details.
VAROOT	See DEM^VADPT for details.
VAINDT	This optional variable may be set to a past date/time for which the programmer wishes to know the patient's inpatient status. This must be passed as an internal VA FileMan date/time format. If time is not passed, it will assume anytime during that day. If this variable is not defined, it will assume now as the date/time. (e.g., 2880101.08)

Output	Description
VAIN(1)	The INTERNAL NUMBER [IFN] of the admission if one was found for the date/time requested. If no inpatient episode was found for the date/time passed, then all variables in the VAIN array will be returned as null. (e.g., 123044)
VAIN(2)	The PRIMARY CARE PHYSICIAN [PROVIDER] assigned to the patient at the date/time requested in internal^external format. (e.g., 3^SMITH,JOSEPH L.)
VAIN(3)	The TREATING SPECIALTY assigned to the patient at the date/time requested in internal^external format. (e.g., 19^GERIATRICS)
VAIN(4)	The WARD LOCATION to which the patient was assigned at the date/time requested in internal^external format. (e.g., 27^IBSICU)

Output	Description
VAIN(5)	The ROOM-BED to which the patient was assigned at the date/time requested in external format. (e.g., 123-B)
VAIN(6)	This will return a "1" in the first piece if the patient is in a bed status; otherwise, a "0" will be returned. A non-bed status is made based on the last transfer type to a non-bed status, (i.e., authorized absence, unauthorized absence, etc.) The second piece will contain the name of the last transfer type should one exist. (e.g., 1^FROM AUTHORIZED ABSENCE)
VAIN(7)	The ADMISSION DATE/TIME for the patient in internal^external format. (e.g., 2870213.0915^FEB 13,1987@09:15)
VAIN(8)	The ADMISSION TYPE for the patient in internal^external format. (e.g., 3^DIRECT)
VAIN(9)	The ADMITTING DIAGNOSIS for the patient. (e.g., PSYCHOSIS)
VAIN(10)	The internal entry number of the PTF record corresponding to this admission. (e.g., 2032)
VAIN(11)	The ATTENDING PHYSICIAN in internal^external format. (e.g., 25^SMITH,JOHN)
VAERR	The error flag will have one of the following values. 0 -- no errors encountered 1 -- error encountered
DFN	not defined
^DPT(DFN,0)	not defined

#### 7.4.4 IN5^VADPT

This entry point will return data related to an inpatient episode.

Input:	Description
DFN	See DEM^VADPT for details.
VAHOW	See DEM^VADPT for details.
VAROOT	See DEM^VADPT for details.
VAIP("D")	This optional variable can be defined as follows. VAIP("D")=VA FileMan date in internal format. If the patient was an inpatient at the date/time passed, movement data pertaining to that date/time will be returned. VAIP("D")="LAST" Movement data pertaining to the last movement on file, regardless if patient is a current inpatient. VAIP("D")=valid date without time Will return movement data if patient was an inpatient at any time during the day on the date that was passed in. VAIP("D") - not passed Will return movement data if the patient was in inpatient based on "now".

<b>Input:</b>	<b>Description</b>
VAIP("L")	This optional variable, when passed, will include lodgers movements in the data. (e.g., VAIP("L")="")
VAIP("V")	Can be defined as the variable used instead of VAIP(. (e.g., VAIP("V")="SD")
VAIP("E")	This optional variable is defined as the internal file number of a specific movement. If this is defined, VAIP("D") is ignored. (e.g., VAIP("E")=123445)
VAIP("M")	This optional variable can be passed as a "1" or a "0" (or null).
VAIP("M")	0 - The array returned will be based on the admission movement associated with the movement date/time passed. 1 - The array returned will be based on the last movement associated with the date/time passed.

<b>Output</b>	<b>Description</b>
VAIP(1)	The INTERNAL FILE NUMBER [IFN] of the movement found for the specified date/time. (e.g., 231009)
VAIP(2)	The TRANSACTION TYPE of the movement in internal^external format where: 1=admission 2=transfer 3=discharge 4=check-in lodger 5=check-out lodger 6=specialty transfer (e.g., 3^DISCHARGE)
VAIP(3)	The MOVEMENT DATE/TIME in internal^external date format. (e.g., 2880305.09^MAR 5,1988@09:00)
VAIP(4)	The TYPE OF MOVEMENT in internal^external format. (e.g., 4^INTERWARD TRANSFER)
VAIP(5)	The WARD LOCATION to which patient was assigned with that movement in internal^external format. (e.g., 32^1B-SURG)
VAIP(6)	The ROOM-BED to which the patient was assigned with that movement in internal^external format. (e.g., 88^201-01)
VAIP(7)	The PRIMARY CARE PHYSICIAN assigned to the patient in internal^external format. (e.g., 3^SMITH,JACOB J.)
VAIP(8)	The TREATING SPECIALTY assigned with that movement in internal^external format. (e.g., 98^OPTOMETRY)
VAIP(9)	The DIAGNOSIS assigned with that movement. (e.g., UPPER GI BLEEDING)

Output	Description
VAIP(10)	This will return a "1" in the first piece if the patient is in a bed status; otherwise, a "0" will be returned. A non-bed status is made based on the last transfer type, if one exists, and a transfer to a non-bed status, (i.e., authorized absence, unauthorized absence, etc.) The second piece will contain the name of the last transfer type should one exist. (e.g., 1^FROM AUTHORIZED ABSENCE)
VAIP(11)	If patient is in an absence status on the movement date/time, this will return the EXPECTED RETURN DATE from absence in internal^external format. (e.g., 2880911^SEP 11,1988)
VAIP(12)	The internal entry number of the PTF record corresponding to this admission. (e.g., 2032)
VAIP(13)	The INTERNAL FILE NUMBER of the admission associated with this movement. (e.g., 200312)
VAIP(13,1)	The MOVEMENT DATE/TIME in internal^external format. (e.g., 2881116.08^NOV 16,1988@08:00)
VAIP(13,2)	The TRANSACTION TYPE in internal^external format. (e.g., 1^ADMISSION)
VAIP(13,3)	The MOVEMENT TYPE in internal^external format. (e.g., 15^DIRECT)
VAIP(13,4)	The WARD LOCATION associated with this patient with this movement in internal^external format. (e.g., 5^7BSCI)
VAIP(13,5)	The PRIMARY CARE PHYSICIAN assigned to the patient for this movement in internal^external format. (e.g., 16^JONES, CHARLES C)
VAIP(13,6)	The TREATING SPECIALTY for the patient for this movement in internal^external format. (e.g., 3^NEUROLOGY)
VAIP(14)	The INTERNAL FILE NUMBER of the last movement associated with this movement. (e.g., 187612)
VAIP(14,1)	The MOVEMENT DATE/TIME in internal^external format. (e.g., 2881116.08^NOV 16,1988@08:00)
VAIP(14,2)	The TRANSACTION TYPE in internal^external format. (e.g., 2^TRANSFER)
VAIP(14,3)	The MOVEMENT TYPE in internal^ external format. (e.g., 4^INTERWARD TRANSFER)
VAIP(14,4)	The WARD LOCATION associated with this patient with this movement in internal^external format. (e.g., 5^7BSCI)
VAIP(14,5)	The PRIMARY CARE PHYSICIAN assigned to the patient for this movement in internal^external format. (e.g., 16^JONES, CHARLES C)
VAIP(14,6)	The TREATING SPECIALTY for the patient for this movement in internal^external format. (e.g., 3^NEUROLOGY)

<b>Output</b>	<b>Description</b>
VAIP(15)	The INTERNAL FILE NUMBER of the movement which occurred immediately prior to this one, if one exists. (e.g., 153201)
VAIP(15,1)	The MOVEMENT DATE/TIME in internal^external format. (e.g., 2881116.08^NOV 16,1988@08:00)
VAIP(15,2)	The TRANSACTION TYPE in internal^external format. (e.g., 2^TRANSFER)
VAIP(15,3)	The MOVEMENT TYPE in internal^ external format. (e.g., 4^INTERWARD TRANSFER)
VAIP(15,4)	The WARD LOCATION associated with this patient with this movement in internal^external format. (e.g., 5^7BSCI)
VAIP(15,5)	The PRIMARY CARE PHYSICIAN assigned to the patient for this movement in internal^external format. (e.g., 16^JONES, CHARLES C)
VAIP(15,6)	The TREATING SPECIALTY for the patient for this movement in internal^external format. (e.g., 3^NEUROLOGY)
VAIP(16)	The INTERNAL FILE NUMBER of the movement which occurred immediately following this one, if one exists. (e.g., 146609)
VAIP(16,1)	The MOVEMENT DATE/TIME in internal^external format. (e.g., 2881116.08^NOV 16,1988@08:00)
VAIP(16,2)	The TRANSACTION TYPE in internal^external format. (e.g., 2^TRANSFER)
VAIP(16,3)	The MOVEMENT TYPE in internal^ external format. (e.g., 4^INTERWARD TRANSFER)
VAIP(16,4)	The WARD LOCATION associated with this patient with this movement in internal^external format. (e.g., 5^7BSCI)
VAIP(16,5)	The PRIMARY CARE PHYSICIAN assigned to the patient for this movement in internal^external format. (e.g., 16^JONES, CHARLES C)
VAIP(16,6)	The TREATING SPECIALTY for the patient for this movement in internal^external format. (e.g., 3^NEUROLOGY)
VAIP(17)	The INTERNAL FILE NUMBER of the discharge associated with this movement. (e.g., 1902212)
VAIP(17,1)	The MOVEMENT DATE/TIME in internal^external format. (e.g., 2881116.08^NOV 16,1988@08:00)
VAIP(17,2)	The TRANSACTION TYPE in internal^external format.(e.g., 3^DISCHARGE)
VAIP(17,3)	The MOVEMENT TYPE in internal^external format. (e.g., 16^REGULAR)
VAIP(17,4)	The WARD LOCATION associated with this patient for this movement in internal^external format. (e.g., 5^7BSCI)
VAIP(17,5)	The PRIMARY CARE PHYSICIAN assigned to the patient for this movement in internal^external format. (e.g., 16^JONES, CHARLES C)

Output	Description
VAIP(17,6)	The TREATING SPECIALTY for the patient for this movement in internal^external format. (e.g., 3^NEUROLOGY)
VAIP(18)	The ATTENDING PHYSICIAN assigned to the patient for this movement in internal^external format. (e.g., 25^SMITH,JOHN)
VAERR	The error flag will have one of the following values. 0 -- no errors encountered 1 -- error encountered - DFN or ^DPT(DFN,0) is not defined

#### 7.4.5 OPD^VADPT

Returns other pertinent patient data which is commonly used but not contained in any other calls to VADPT.

Input:	Description
DFN	See DEM^VADPT for details.
VAHOW	See DEM^VADPT for details.
VAROOT	See DEM^VADPT for details.

Output	Description
VAPD(1)	The PLACE OF BIRTH [CITY]. (e.g., SAN FRANCISCO)
VAPD(2)	The PLACE OF BIRTH [STATE] in internal^external format. (e.g., 6^CALIFORNIA)
VAPD(3)	The FATHER'S NAME. (e.g., SMITH,FRED Z.)
VAPD(4)	The MOTHER'S NAME. (e.g., MARY)
VAPD(5)	The MOTHER'S MAIDEN NAME. (e.g., JONES,MARGARET)
VAPD(6)	The patient's OCCUPATION. (e.g., CARPENTER)
VAPD(7)	The patient's EMPLOYMENT STATUS in internal^external format. (e.g., 4^SELF EMPLOYED)
VAERR	The error flag will have one of the following values. 0 -- no errors encountered 1 -- error encountered - DFN or ^DPT(DFN,0) is not defined

#### 7.4.6 SDA^VADPT

Returns APPOINTMENT DATE/TIME data for a patient.

Input	Description
DFN	This required variable is the internal entry number in the PATIENT file.



Input	Description
VASD("T")	Can be defined as the "to" date for which registrations are desired. This must be passed as a valid VA File-Manager date. If neither VARP("F") nor VARP("T") are defined, all appointments will be returned.
VASD("F")	Can be defined as the "from" date for which appointments are desired. This must be passed as a valid VA File-Manager date.
VASD("W")	Can be passed as the specific STATUS desired in the following format. If not passed, only those appointments which are still scheduled (or kept in the event of a past date) for both inpatients and outpatients will be returned.
VASD("W")	Contains these appts. are returned 1 Active/Kept 2 Inpatient appts. only 3 No-shows 4 No-shows, auto-rebook 5 Cancelled by Clinic 6 Cancelled by Clinic, auto rebook 7 Cancelled by Patient 8 Cancelled by Patient, auto rebook 9 No action taken
VASD("C",Clinic IFN)	Can be set up to contain only those internal file entries from the Hospital Location file for clinics which you would like to see appointments for this particular patient. You may define this array with just one clinic or with many. If you do not define this variable, it will be assumed that you want appointments for this patient in all clinics returned.
Output	Description
^UTILITY("VASD", \$J, #, "I")	Internal format
^UTILITY("VASD", \$J, #, "E")	External format Piece 1 Date/Time of Appointment Piece 2 Clinic Piece 3 Status Piece 4 Appointment Type
VAERR	The error flag will have one of the following values. 0 -- no errors encountered 1 -- error encountered - DFN or ^DPT(DFN,0) is not defined

#### 7.4.7 PID^VADPT

This call is used to obtain the patient identifier in long and brief format. Modified by IHS to always return the IHS chart # for the facility where the user is currently signed in. This eliminated making many modifications to VA routines where VA("PID") and VA("BID") were used.

Input	Description
DFN	This required variable is the internal entry number in the patient file

Output	Description
VA("PID")	The long patient identifier. For IHS, patient's chart number is returned.
VA("BID")	The short patient identifier. For IHS, patient's chart # is returned.
HRCN	This IHS variable is also returned and set to the patient's chart number.
VAERR	The error flag will have one of the following values. 0 -- no errors encountered 1 -- error encountered DFN or ^DPT(DFN,0) is not defined

#### 7.4.8 PID^VADPT6

This call returns the same variables as the call mentioned above, but will eliminate the unnecessary processing time required calling PID^VADPT.

#### 7.4.9 ADM^VADPT2

This returns the internal file number of the admission movement. If VAINDT is not defined, this will use "NOW" for the date/time.

Input	Description
DFN	This required variable is the internal entry number in the patient file
VAINDT	This optional variable may be set to a past date/time for which the programmer wishes to know the patient's inpatient status. This must be passed as an internal VA FileMan date/time format. (e.g., 2880101.08)

Output	Description
VADMVT	Returns the internal file number of the admission movement.
VAERR	The error flag will have one of the following values. 0 -- no errors encountered 1 -- error encountered - DFN or ^DPT(DFN,0) is not defined

#### 7.4.10 KVAR^VADPT

This call is used to remove all variables defined by the VADPT routine. The programmer should elect to utilize this call to remove the arrays which were returned by VADPT.

## 7.4.11 KVA^VADPT

This call is used as above and will also kill the VA("BID") and VA("PID") variables.

Call	Variable	Alpha Translation
<b>DEM^VADPT</b>	VADM(1)	VADM("NM")
	VADM(2)	VADM("SS")
	VADM(3)	VADM("DB")
	VADM(4)	VADM("AG")
	VADM(5)	VADM("SX")
	VADM(6)	VADM("EX")
	VADM(7)	VADM("RE")
	VADM(8)	VADM("RA")
	VADM(9)	VADM("RP")
	VADM(10)	VADM("MS")
<b>ADD^VADPT</b>	VAPA(1)	VAPA("L1")
	VAPA(2)	VAPA("L2")
	VAPA(3)	VAPA("L3")
	VAPA(4)	VAPA("CI")
	VAPA(5)	VAPA("ST")
	VAPA(6)	VAPA("ZP")
	VAPA(7)	VAPA("CO")
	VAPA(8)	VAPA("PN")
	VAPA(9)	VAPA("TS")
	VAPA(10)	VAPA("TE")
	VAPA(11)	VAPA("Z4")
<b>OAD^VADPT</b>	VAOA(1)	VAOA("L1")
	VAOA(2)	VAOA("L2")
	VAOA(3)	VAOA("L3")
	VAOA(4)	VAOA("CI")
	VAOA(5)	VAOA("ST")
	VAOA(6)	VAOA("ZP")
	VAOA(7)	VAOA("CO")
	VAOA(8)	VAOA("PN")
	VAOA(9)	VAOA("NM")
	VAOA(10)	VAOA("RE")
	VAOA(11)	VAOA("Z4")
<b>INP^VADPT</b>	VAIN(1)	VAIN("AN")
	VAIN(2)	VAIN("DR")
	VAIN(3)	VAIN("TS")
	VAIN(4)	VAIN("WL")
	VAIN(5)	VAIN("RB")
	VAIN(6)	VAIN("BS")
	VAIN(7)	VAIN("AD")
	VAIN(8)	VAIN("AT")
	VAIN(9)	VAIN("AF")
	VAIN(10)	VAIN("PT")

Call	Variable	Alpha Translation
	VAIN(11)	VAIN("AP")
<b>IN5^VADPT</b>	VAIP(1)	VAIP("MN")
	VAIP(2)	VAIP("TT")
	VAIP(3)	VAIP("MD")
	VAIP(4)	VAIP("MT")
	VAIP(5)	VAIP("WL")
	VAIP(6)	VAIP("RB")
	VAIP(7)	VAIP("DR")
	VAIP(8)	VAIP("TS")
	VAIP(9)	VAIP("MF")
	VAIP(10)	VAIP("BS")
	VAIP(11)	VAIP("RD")
	VAIP(12)	VAIP("PT")
	VAIP(13)	VAIP("AN")
	VAIP(13,#)	VAIP("AN",#)
	VAIP(14)	VAIP("LN")
	VAIP(14,#)	VAIP("LN",#)
	VAIP(15)	VAIP("PN")
	VAIP(15,#)	VAIP("PT",#)
	VAIP(16)	VAIP("NN")
	VAIP(16,#)	VAIP("NN",#)
	VAIP(17)	VAIP("DN")
	VAIP(17,#)	VAIP("DN",#)
	VAIP(18)	VAIP("AP")
<b>OPD^VADPT</b>	VAPD(1)	VAPD("BC")
	VAPD(2)	VAPD("BS")
	VAPD(3)	VAPD("FN")
	VAPD(4)	VAPD("MN")
	VAPD(5)	VAPD("MM")
	VAPD(6)	VAPD("OC")
	VAPD(7)	VAPD("ES")

## 7.5 Published Entry Points

### 7.5.1 ADT and Sensitive Patient Tracking

Routine	Description
BDGAPI+67	ADD(BDGR) silent API to add patient movement entries to file 405
BDGAPI+198	EDIT(BDGR) silent API to edit patient movement entry in file 405
BDGAPI+201	CANCEL(BDGR) silent API to cancel patient movement entry in file 405
BDGF1+6	VISIT(PAT,DATE) return H or O visit ien for patient and admit date
BDGF1+14	INPT1(PAT,DATE) returns admit date (external format) if inpt on DATE sent
BDGF1+22	ADMTXN(ADM,PAT) returns treating specialty node ien for admission
BDGF1+27	ADMPRV(ADM,PAT,TYPE,MODE) returns provider for admission based

Routine	Description
	on type
BDGF1+36	ADMPRVS(ADM,PAT,TYPE,MODE) returns provider's service based on type
BDGF1+41	ADMSRV(ADM,PAT) returns admitting service name
BDGF1+47	ADMSRVN(ADM,PAT) returns admitting service ien
BDGF1+53	ADMSRVC(ADM,PAT) returns admitting service abbrev & code
BDGF1+60	ADMTYP(ADM) returns IHS admit type and code
BDGF1+67	WRDABRV(PAT) returns abbreviation of current ward
BDGF1+72	WRDABRV2(N) returns abbreviation of ward for movement N
BDGF1+77	CURPRV(PAT,LENGTH) returns current attending provider for patient
BDGF1+83	CURDX(PAT) returns admitting dx for current inpatient
BDGF1+88	CURLOS(PAT,MODE) returns length of stay for current inpatient
BDGF1+96	LASTTXN(ADM,PAT) returns last treating specialty ien for admission
BDGF1+111	LASTSRVN(ADM,PAT) returns last service name
BDGF1+117	LASTSRVC(ADM,PAT) returns last service abbreviation and its code
BDGF1+123	LASTPRV(ADM,PAT,MODE) returns last attending provider based on type
BDGF1+129	LASTPRVC(ADM,PAT) returns IHS ADC code for last attending provider by type
BDGF1+132	LASTPRVS(ADM,PAT,MODE) returns last attending provider's service
BDGF1+136	PRIORTXN(DATE,CA,PAT) returns treating specialty ien prior to date sent
BDGF1+153	PRIORMVT(DATE,CA,PAT) returns last physical movement before DATE
BDGF1+159	LOSHRS(CA,DATE,PAT) returns length of stay in hours
BDGF1+162	READM(ADM,PAT,LIMIT) returns 1 if patient readmitted within parameter limit
BDGF1+180	DSADM(ADM,PAT) returns 1 if patient admitted after day surgeryw/in limit
BDGF2+99	STATUS(PAT) returns patient's current status
BDGVAR+23	VAR set package variables from site parameter file
BDGVAR+31	CHECK(TALK) check that ADT is set up and PCC link is turned on
BDGVAR+91	EXIT kill system wide variables

## 7.5.2 Scheduling

Routine	Description
BSDAPI+3	MAKE(BSDR) call to store appt made
BSDAPI+64	CHECKIN(BSDR) call to add checkin info to appt
BSDAPI+117	CANCEL(BSDR) called to cancel appt
BSDAPI2+4	LIST(BSDDT,BSDTYP,BSDCLN,BSDARR) returns list of patient appts for date and clinic
BSDU+79	ACTV(CLINIC,DATE) returns 1 if clinic is active for date
BSDU+87	INACTVDT(CLINIC) returns date clinic was inactivated
BSDU+128	PRIN(CLINIC) returns name of clinic's principal clinic
BSDU+132	PC(CLINIC) returns IEN for clinic's principal clinic
BSDU+135	CLNCODE(CLINIC) returns clinic code number and name
BSDU1+3	PCP(PAT,ARRAY) returns one line of PCP info
BSDU1+68	PCLINE(PAT) returns display line of PCP info

Routine	Description
BSDU1+76	PCPDISP(PAT,BDGY) returns array for multiple line display of PCP info
BSDU2+3	SCIEN(PAT,CLINIC,DATE) returns ien for appt in ^SC
BSDU2+10	OI(PAT,CLINIC,DATE) returns other info comments for patient's appt
BSDU2+15	APPTY(PAT,DATE) returns type of appt (scheduled or walk-in)
BSDU2+19	WALKIN(PAT,DATE) returns 1 if appt is walk-in
BSDU2+22	CI(PAT,CLINIC,DATE,SDIEN) returns 1 if appt already checked-in
BSDU2+29	CO(PAT,CLINIC,DATE,SDIEN) returns 1 if appt already checked-out
BSDU2+36	PEND(DFN,BSDTALK,BSDARRAY)
BSDV+42	VISIT(BSDCLN,BSDDT,APTN,DFN,BSDCC,BSDPROV,BSDMSG) create visit

## 7.6 Exported Options

### 7.6.1 ADT and Sensitive Patient Tracking

Option Name	Description
BDG A&D CALC/PRINT	Admissions & Discharges Sheet
BDG A&D POST BULLETIN	Post A&D Sheet Bulletin
BDG A&D RECALC	Recalculate Census Totals
BDG A&D VIEW CHANGES	View A&D Corrections
BDG ADMIT	Admit a Patient
BDG BED AVAILABILITY	Bed Availability
BDG BED CONTROL EXTENDED	Extended Bed Control
BDG BED SWITCH	Switch Bed
BDG CENSUS AID1	Track Census by Ward
BDG CENSUS AID2	Track Census by Ward & Service
BDG CENSUS AID3	Track Census by Service
BDG CENSUS M202	Monthly Report of Inpatient Services (HSA-202-1)
BDG CENSUS WARD MOVEMENTS	List Ward Census Movements
BDG CENSUS Y202	HSA-202-1 Report by Range of Dates
BDG DISCHARGE	Discharge a Patient
BDG DISHARGE	Discharge a Patient

<b>Option Name</b>	<b>Description</b>
BDG EXTENDED INQUIRY	Extended Inpatient Inquiry
BDG IC CODE	Inpatient Chart Coding
BDG IC DEFICIENCY EDIT	Edit Chart Deficiency List
BDG IC EDIT	Incomplete Charts Edit
BDG IC EDIT VISIT	Fix Visit in ICE
BDG IC FIX V HOSP	Fix Missing V Hospitalization Entries
BDG IC FORMS	Incomplete Chart Forms
BDG IC REPORTS	Incomplete Chart Reports
BDG IC STATS	Incomplete Chart Statistics
BDG MENU BED CONTROL	Bed Control
BDG MENU CENSUS	Census Reports Menu
BDG MENU DAY SURGERY	Day Surgery Menu
BDG MENU INCOMPLETE CHART	Incomplete Chart Menu
BDG MENU REPORTS	ADT Reports Menu
BDG MENU SUPERVISOR	ADT Supervisor Menu
BDG MENU SYSTEM	ADT System Definition Menu
BDG PATIENT INQUIRY	Patient Inquiry
BDG PROVIDER CHANGE	Provider Change
BDG PROVIDER INQUIRY	Provider Inquiry
BDG REPORT ADMIT FORMS	Admission Forms
BDG REPORT APPTS	Inpatients with Appointments
BDG REPORT CURRENT CENSUS	Current Inpatient Census
BDG REPORT CURRENT INPTS	Current Inpatient Listings
BDG REPORT INPT ACCOUNT NO	List Inpatients w/Account #s
BDG REPORT INPT BY DATE	Inpatient Listings by Date
BDG REPORT OPERATOR LIST	Operators' Inpatient List
BDG REPORT PAT MOVEMENTS	Patient Movement Reports
BDG REPORT SCHED VISIT	Scheduled Visits Listing

Option Name	Description
BDG REPORT STATISTICS	ADT Statistical Reports
BDG SCHED VISIT EDIT	Scheduled Visit Entry/Edit
BDG SECURITY DISPLAY LOG	Display User Access to Patient Record
BDG SECURITY ENTER/EDIT	Enter/Edit Patient Security Level
BDG SECURITY HELP	Sensitive Patient Tutorial
BDG SECURITY LIST	List Sensitive Patients
BDG SECURITY MENU	Sensitive Patient Tracking
BDG SECURITY MENU	Sensitive Patient Tracking
BDG SECURITY PARAMETER EDIT	Update Security Parameters
BDG SECURITY PURGE LOG	Purge Record of User Access from Security Log
BDG SECURITY PURGE PATIENTS	Purge Non-sensitive Patients from Security Log
BDG SERIOUSLY ILL ENTER	Seriously Ill List Entry
BDG SERVICE TRANSFER	Treating Specialty Transfer
BDG SYS EDIT PARAMETERS	Edit ADT Parameters
BDG SYS INIT CENSUS	Initialize Census Files
BDG SYS KEYS	List ADT Security Keys
BDG SYS PCC STATUS	Check ADT-PCC Link
BDG SYS SETUP	Setup ADT Files
BDG VIEW ADMIT HISTORY	View Admission History
BDG WARD TRANSFER	Ward Transfer
BDGMENU	ADT Menu

### 7.6.2 Scheduling

Option Name	Description
BSD APPT MGT	Appointment Management
BSD CHART REQUEST	Chart Requests
BSD CLINIC PROFILE	Clinic Profile
BSD DISPLAY APPTS	Display Patient's Appointments
BSD LETTER PRINT	Print Scheduling Letters



<b>Option Name</b>	<b>Description</b>
BSD MENU APP COORDINATOR	Application Coordinator Menu
BSD MENU PRIMARY CARE	Primary Care Provider Menu
BSD MENU REPORTS	Reports Menu (Scheduling)
BSD MENU SUPERVISOR	Supervisor Menu (Scheduling)
BSD MONTH DISPLAY	Month-at-a-glance Display
BSD MULTI BOOK	Multiple Appointment Booking
BSD MULTI CLINIC	Multiple Clinic Display/Book
BSD PRINT APPT LIST	Appointment List
BSD PROVIDER SCHEDULE	View Provider's Schedule
BSD QUEUE AIHSDAM XREF	Queue AIHSDAM Xref Update
BSD WAIT LIST	Waiting List Enter/Edit
BSDAM MINI REGISTRATION	Patient Mini Registration
BSDMENU	Scheduling Menu
BSDPCP EDIT 1PAT	Update Primary Care Provider
BSDPCP LIST	Primary Care Providers List
BSDPCP TEAM	Set Up Primary Care Teams
BSDRM ADDRESS UPDATE	Address/Insurance Update
BSDRM APPT MGT	Appointment Management Reports
BSDRM CHART FINDER	Chart Locator
BSDRM CHART REQUEST	List Charts Requested
BSDRM CLINIC AVAILABILITY	Clinic Availability Reports
BSDRM FILE ROOM LIST	File Room List
BSDRM HS BY CLINIC	Health Summaries by Clinic
BSDRM LINE	-----
BSDRM NOSHOW REPORTS	No-Show Reports
BSDRM RAD PULL LIST	Radiology Pull List
BSDRM ROUTING SLIPS	Routing Slips
BSDRM RS PRINT LIST	List Routing Slips Printed

<b>Option Name</b>	<b>Description</b>
BSDRM WAIT LIST REPORT	Waiting List Report
BSDRM WORKLOAD	Workload/Statistical Reports
BSDSM APPT MADE BY LIST	List Appts Made By Clinic
BSDSM CANCEL REASON ADD	Add Cancellation Reasons
BSDSM CANCEL/RESTORE	Cancel/Restore Clinic Availability
BSDSM CONVERT TO 3060	Change Patterns to 30-60
BSDSM CREATE VISIT	Create Visit Status Report
BSDSM DISPLAY USER	Display Scheduling User
BSDSM EVENT DRIVER	View Event Driver
BSDSM HOLIDAY	Add/Edit a Holiday
BSDSM INACT/REACT CLINIC	Inactivate/Reactivate Clinic
BSDSM KEYS	View Scheduling Keys
BSDSM LETTER EDIT	Enter/Edit Letters
BSDSM OVERBOOK LIST	Users with Overbook to All Clinics
BSDSM PARAM EDIT	Edit Scheduling Parameters
BSDSM REMAP CLINIC	Remap Clinic
BSDSM SCHED TEMPLATES	Scheduling Templates
BSDSM SETUP CLINIC	Set Up a Clinic
BSDSM WAIT REASON ADD	Add Waiting List Reasons

## 8.0 Security Keys

### 8.1 Sensitive Patient Tracking

Security Key	Description
<b>DG RECORD ACCESS</b>	If access to user's own record is restricted, this key overrides it and allows user to see his/her patient record.
<b>DG SECURITY OFFICER</b>	Allocate for full access to this module.
<b>DG SENSITIVITY</b>	Allocate for access to all patient records. Allows access to sensitive records

### 8.2 ADT

Security Key	Description
<b>DGZADT</b>	Assign this key to staff who will be entering the actual admissions, discharges, and transfers.
<b>DGZAUTH</b>	Assign to users who will be doing the data entry for the Scheduled Visit module.
<b>DGZDAY</b>	Assign to users who need access to the Day Surgery Menu. DO NOT assign this key if your facility uses the VA Surgery package.
<b>DGZDAY1</b>	Unlocks the Day Surgery Enter/Edit options.
<b>DGZDAYAU</b>	This key unlocks the Day Surgery Audit Report.
<b>DGZICE</b>	Assign to users who need access to edit supervisor fields in the Incomplete Chart file. This key also unlocks the Fix Visit in ICE [BDG IC EDIT VISIT] option.
<b>DGZMENU</b>	Assign to all personnel who need access to ADT. This key alone will result in a view-only access to ADT.
<b>DGZNOCLN</b>	<b>REVERSE KEY</b> ; takes away access!! Assign to users who need access to some ADT data but NOT to clinical data such as diagnosis or seriously Ill status. Use this key in combination with DGZMENU only! Assigning any other ADT keys will override at least part of this restriction.

Security Key	Description
DGZNUR	Assign to nursing personnel who will designate patients as Seriously Ill or DNR.
DGZPCC	Assign this key to the medical records personnel that process incomplete charts and code the inpatient records.
DGZPCC1	Assign this key to the inpatient coders.
DGZPCC2	Assign to personnel who need access to print the Final A Sheet. Assigning this key will add "Final A Sheet" as a choice under Admissions Forms.
DGZSUP	Assign this key only to those users who need to access the Supervisor Menu options. These include running the census updates.
DGZSYS	Assign this key to the application coordinator and admitting supervisor only. This key allows access to ADT parameters and setup options.

### 8.3 Scheduling

Security Key	Description
DGZNOCLN	<u>REVERSE KEY</u> ; takes away access!! Assign to users who need access to some ADT data but NOT to clinical data such as diagnosis or seriously ill status. Use this key in combination with DGZMENU only! Assigning any other ADT keys will override at least part of this restriction.
SDMOB	Allows user to exceed the maximum overbook parameter in ALL CLINICS!! Be very careful assigning this key. For most users who need master overbook access, assign by clinic or by principal clinic. This can be done under Set Up A Clinic.
SDOB	Allows user to overbook a time slot up to the maximum per day for ALL CLINICS!! Be very careful assigning this key. For most users who need overbook access, assign by clinic or by principal clinic under Set Up A Clinic.
SDZAC	Assign this key ONLY to those users needing access to the restricted supervisor options that now live under the Application Coordinator Menu. Restrict access to very few people.
SDZMENU	Access to Main Scheduling Menu; basic key.
SDZPCC	Unlocks questions pertaining to PCC visit creation at check-in. These questions are asked under the "Set Up A Clinic" option.
SDZPCP	Assign to users who are responsible for updating a patient's primary care provider (PCP). This key also unlocks the "Update PCP" action under Appointment Management.

<b>Security Key</b>	<b>Description</b>
<b>SDZPURG</b>	Assign to Scheduling Application Coordinator and/or Site Manager – purges 'S' nodes (scheduling data) from the Hospital Location.
<b>SDZREGEDIT</b>	Assign this key for full access to Patient Registration Edit from within the Appointment Management option. Will only work if site parameter allows such access for facility.
<b>SDZREGMENU</b>	Assign to users who need access to Patient Mini-Registration to add new patients with temporary chart numbers. Cannot make an appointment unless patient is in the system.
<b>SDZSUP</b>	Assign to users who are responsible for setting up their clinics' parameters and appointment availability.
<b>SDZWAIT</b>	Allows users to access the Waiting List Enter/Edit and Print options.

## 9.0 Archiving and Purging

### VA Patient File

There is no archiving function built into this data dictionary.

IHS has placed code to prevent deletion of any patient records. In other words, purging is prohibited. Use of the Patient Merge function can be used to combine two or more patient records that belong to the same person. Patients deleted from Patient Registration still contain a zero node in this data dictionary.

### Sensitive Patient Tracking (SPT) module

There is no archiving function in this module.

There are two purging options.

- The BDG Security Purge Patients option (Purge Non-sensitive Patients from Security Log) allows you to remove non-sensitive patients from your DG Security Log file. Be very careful as this will delete all record of users accessing this patient even while the patient was designated as sensitive! You are not given the choice to just remove specific patients.
- The BDG Security Purge Log option (Purge Record of User Access from Security Log) deletes old user access entries from the log for a select patient or all patients during a specified date range. However, any access made to a sensitive patient record must be kept in the log a specific number of days based on your site parameter. This site parameter (days to maintain sensitivity log) can be set from 30 days to 365 days.

### Admission/Discharge/Transfer application

There are no archiving or purging functions in this application. The Incomplete Chart file now stores all entries including completed ones so reports on past performance can be run. The Scheduled Visit module also now stores all entries. To move an entry off the current list, the users must enter a Visit Disposition of Patient Arrived, No-Show or Cancellation.

### Scheduling application

There is no archiving function in this module.

The Purge Scheduling Data option will delete appointment and chart request data from the Hospital Location file. Patient appointments in the VA Patient file are kept permanently. The date you select to delete through may not be sooner than one full fiscal year plus the current one. The files you may choose to delete from and the nodes that will be deleted are:

from the Hospital Location File

- the 'S' nodes, Appointment multiple
- the 'ST' nodes, clinic Pattern multiple
- the 'OST' nodes, clinic Special Pattern multiple
- the 'C' nodes, Chart Check multiple
- the 'AAS' nodes, 10/10 visits cross-reference

from the Patient File

- the 'ASDPSD' nodes, Special Survey cross-reference

## 10.0 Generating Online Documentation

This section describes a few methods to generate Patient Registration system technical documentation. Online PIMS software technical documentation, in addition to that which is located in the help prompts throughout the PIMS package, can be generated through the use of several Kernel options. These include, but are not limited to, the following: This

- %INDEX
- Menu Management
- Inquire Option
- Print Option File
- VA FileMan
- Data Dictionary Utilities
- List File Attributes

Typing ? at the “Select . . . Option” prompt will provide online technical information.

- A single question mark (?) lists all options that can be accessed from the current option.
- Two question marks (??) list all options accessible from the current one, showing the formal name and lock for each.
- Three question marks (???) display a brief description for each option in a menu.
- An option name preceded by a question mark (?OPTION) shows extended help, if available, for that option.

For a more exhaustive option listing and further information about other utilities that supply online technical information, consult the DHCP Kernel Reference manual.

### 10.1 %INDEX

This option analyzes the structure of a routine to determine in part if the routine adheres to RPMS programming standards. The %INDEX output can include the following components:

- Compiled list of errors and warnings
- Routine listing
- Local variables
- Global variables



- Naked globals
- Label references
- External references

Running %INDEX for a specified set of routines, allows users to discover any deviations from RPMS programming standards that exist in the selected routines and to see how routines interact with one another (i.e., which routines call or are called by other routines).

To run %INDEX for the Patient Registration package, type the BDG/BSD namespace at the Routine(s)?> prompt.

## 10.2 Inquire Option

This menu management option provides the following information about a specified option:

- Option name
- Menu text
- Option description
- Type of option
- Lock (if any)

In addition, all items on the menu are listed for each menu option. To secure information about patient registration options, specify the BDG/BSD namespace.

## 10.3 Print Option File

This utility generates a listing of options from the Option file (#19). Users can choose to print all of the entries in this file or specify a single option or range of options. For a list of Patient Registration options, refer to the Exported Options section of this manual.

## 10.4 List File Attributes

This VA FileMan option allows users to generate documentation pertaining to files and file structure. Using the standard format of this option yields the following data dictionary information for a specified file:

- File name and description
- Identifiers
- Cross-references
- Files pointed to by the file specified

- Files that point to the file specified

Input, print, and sort templates In addition, the following applicable data is supplied for each field in the file:

- Field name, number, title, and description
- Global location
- Help prompt
- Cross-references
- Input transform
- Date last edited
- Notes

Using the Global Map format of this option generates an output that lists the following information:

- All cross-references for the file selected
- Global location of each field in the file
- Input, print, and sort templates

For a comprehensive listing of PIMS package files, please refer to the Files section of this manual (section 5.0)

## 11.0 SAC Requirements / Exemptions

The following exemptions to the SAC standards have been made for this version”

### **Pending**

Calls to Registration to create temporary numbers and to edit. If these calls do become public entry points, then exemption will be required.

Check to make sure all calls to PCC are to public entry points.

Check on calls to Medication Profile and Action Profile with Pharmacy developer.

## 12.0 Appendix A: File 2 Fields

File 2 fields used by IHS and marked by adding IHS to GROUP multiple in field definition:

.01	Name
.02	Sex
.03	Date of Birth
.033	Age
.08	Religious Preference
.081	Duplicate Status
.082	Patient Merged to
.083	Check for Duplicate
.09	Social Security Number
.091	Remarks
.092	Place of Birth [City]
.093	Place of Birth [State]
.096	Who Entered Patient
.097	Date Entered into File
.1	Ward Location
.101	Room-Bed
.102	Current Movement
.103	Treating Specialty
.104	Provider
.1041	Attending Physician (New Field)
.105	Current Admission
.107	Lodger Ward Location
.108	Current Room
.111	Street Address [Line 1]
.114	City
.115	State
.116	Zip Code
.131	Phone Number [Residence]
.132	Phone Number [Work]
.211	K-Name Of Primary Nok
.212	K-Relationship To Patient
.213	K-Street Address [Line 1]
.216	K-City
.217	K-State
.218	K-Zip Code
.219	K-Phone Number
.2401	Father's Name
.2402	Mother's Name
.2403	Mother's Maiden Name
.301	Service Connected?

.313	Claim Number
.32101	Vietnam Service Indicated?
.325	Service Branch [Last]
.326	Service Entry Date [Last]
.327	Service Separation Date [Last]
.331	E-Name
.332	E-Relationship To Patient
.333	E-Street Address [Line 1]
.336	E-City
.337	E-State
.338	E-Zip Code
.339	E-Phone Number
.351	Date of Death
.352	Death Entered By
.3601	Collateral Sponsor's Name (Cross-Reference Added For Patient Merge)
1	Alias -->Multiple Field
.01	Alias
3	Enrollment Clinic -->Multiple Field
.01	Enrollment Clinic
1	Enrollment Data
2	Current Status
63	Laboratory Reference
401.3	Condition
401.4	Date Entered On SI List
1900	Appointment -->Multiple Field
.001	Appointment Date/Time
.01	Clinic
3	Status
5	Lab Date/Time
6	X-Ray Date/Time
7	EKG Date/Time
8	Routing Slip Printed
8.5	Routing Slip Print Date
9	Purpose of Visit
9.5	Appointment Type
12	Auto-Rebooked Appt. Date/Time
14	No-Show/Cancelled By
15	No-Show/Cancel Date/Time
16	Cancellation Reason
17	Cancellation Remarks
18	Appt. Cancelled
19	Data Entry Clerk
20	Date Appt. Made
1901	Veteran (Y/N)?

## 13.0 Glossary

### **ANSI Standard MUMPS**

American National Standards Institute (ANSI) computer language used by VA FileMan. Also called M. The acronym MUMPS stands for Massachusetts General Hospital Utility Multiprogramming System.

### **Archiving**

The storing of historical or little used data offline (often ontape).

### **Auditing**

The monitoring and recording of computer use. VA FileMan audits can log changes to data values in files and to the structure of the file itself.

### **Browser**

An interactive application in VA FileMan that displays ASCII text on a terminal that supports a scroll region. The text can be in the form of a VA FileMan WORDPROCESSING-type field or sequential local or global array. The user is allowed to navigate freely within the document.

### **Callable Entry Points**

Places in a VA FileMan routine that can be called from an application program.

### **Checksum Value**

A number computed for each routine in a package. The number is used to verify that the routine is uncorrupted and unchanged. Any coding change to a routine will change its checksum value.

### **Cross-reference**

In VA FileMan, an attribute of a field that identifies an action to take place when the value of the field is changed. Often, the action is the placement of the field's value into an index. In Version 22.0 of VA FileMan, the INDEX file allows creation of indexes that contain more than one data field. Thus, they become an attribute of the file, rather than of a single field. The action described in the INDEX file entry happens when any of the involved fields is changed.

### **Data Dictionary**

A data dictionary (DD) contains the definitions of a file's elements (fields or data attributes), relationships to other files, and structure or design.

**Database Management System**

A collection of software that handles the storage, retrieval and updating of records in a database.

**DBS**

Database Server: Application Programmer Interface (API) for VA FileMan that updates the database in a noninteractive mode. VA FileMan passes information that needs to be displayed to the user to the calling routine in arrays.

**DBMS**

Database Management System.

**Device**

A terminal, printer, modem or other type of hardware or equipment associated with a computer. A Host file of an underlying operating system may be treated like a device in that it can be written to (e.g., for spooling).

**DHCP**

The Decentralized Hospital Computer Program, see “VISTA.”

**Direct Mode Utility**

An entry point into a routine that can only be called from programmer mode, see “Callable Entry Points.”

**DSM for OpenVMS**

The current name for VAX DSM(V6). One of the M operating systems supported by VA FileMan.

**Entry**

For VA FileMan, an instance of a file; a set of logically related data in a file; a record.

**Entry Point**

Entry point within a routine that is referenced by a “DO” or “GOTO” command from a routine internal to a package.

**Field**

In an entry, a specified area used for the value of a data attribute. The data specifications of each VA FileMan field are documented in the file’s data dictionary.

**File**

A set of related records (or entries) treated as a unit.

**Filegrams**

A VA FileMan feature that stores file information in a sequential format in preparation for archiving or for sending it to a corresponding database in another computing location.

**Global**

In M, global may refer to a variable stored on disk (“global variable”) or the array to which the global variable may belong (“global array”).

**Help Frames**

Online screens of documentation made possible by the Kernel’s Help Processor.

**Impliciting**

Term used by M/SQL operating system for global translation.

**Init**

A step in the installation process that builds VA FileMan files from a set of routines (the “init routines”). Shortened form for “initialization.”

**Index**

A part of the data global whose subscripts are one or more fields from a single record in the file, along with the internal entry number (or numbers) that locate the record. An ordered list of all or a subset of the records in the file used to facilitate lookup and sorting.

**Index (%INDEX)**

A Kernel utility used to verify routines and other MUMPS code associated with a package. Checking is done according to current ANSI MUMPS standards and RPMS programming standards. This tool can be invoked through an option or from direct mode (>D ^%INDEX).

**Index File**

This file was introduced with Version 22.0 of VA FileMan. Contains the information that describes an index on a file. Old-style index information is stored descendent from the description of the indexed field in the data dictionary. The INDEX file allows the creation of more complex indexes.

**Internal Entry Number (IEN)**

The number used to identify an entry within a file. Every record has a unique internal entry number.

**IRM**

Information Resource Management. The IHS personnel responsible for information systems management and security.



**Journaling**

The capturing of changes to files in order to facilitate the restoring of files from a known prior state.

**Kernel**

A set of VISTA software utilities that function as an intermediary between the host operating system and VISTA application packages (e.g., Laboratory, Pharmacy, IFCAP, etc.). Kernel provides a standard and consistent user and programmer interface between application packages and the underlying M implementation.

**Key**

A group of one or more fields that together uniquely identifies a record in a file. Each key field must have a value, and fields that make up a key must in combination be unique for all records in the file. VA FileMan enforces key integrity.

**Key Variable**

See “Package-wide Variable” below.

**LAYGO Access**

A user’s authorization to create a new entry when editing a computer file. Learn As You GO: the ability to create new entries.

**MailMan**

An electronic mail system (e-mail) that allows you to send messages to and receive them from other users via the computer.

**Mapping**

See “Routine Mapping.”

**Namespace**

A unique set of 2 to 4 alpha characters that are assigned by the database administrator to a software application.

**Operating System**

A basic program that runs on the computer, controls the peripherals, allocates computing time to each user, and communicates with terminals. Some M implementations take over the functions of an operating system completely; others run on top of another host operating system.

**Package**

The set of programs, files, documentation, online Help, and installation procedures required for a given software application package identified by a unique namespace. Elements include routines, files, and file entries from the OPTION, KEY, HELP FRAME, BULLETIN, FUNCTION, SORT TEMPLATE, PRINT TEMPLATE, INPUT TEMPLATE, FORM, and BLOCK files. Packages are transported using VA FileMan's DIFROM routine, which creates initialization (init) routines to bundle the files and entries for export.

**Package-wide Variable**

For VISTA, a variable that, for a particular application package, has a standard and documented meaning. Some package-wide variables may need to be defined at all times during package use. Also called Key Variable.

**Patient Care Component (PCC)**

The central repository for data in the Resource and Patient Management System (RPMS).

**Pointer Relationships**

In VA FileMan, links between files that are created by use of the POINTER TO A FILE or VARIABLE-POINTER DATA TYPES.

**Programmer Access**

The ability to utilize VA FileMan features that are reserved for application developers. Referred to as "having the at-sign (@)" because "@" is the DUZ(0) value that grants programmer access.

**Programmer Mode**

Entry into VA FileMan directly from the M prompt instead of from Kernel's menu system (e.g., by entering D P^DI at the M prompt).

**Queuing**

Requesting that a job be processed at a later time rather than within the current session.

**Replication (of globals)**

The practice of keeping and maintaining identical copies of the same global in different physical locations.

**Routine**

A program or a sequence of instructions called by a program that may have some general or frequent use. M routines are groups of program lines that are saved, loaded, and called as a single unit via a specific name.

**Routine Mapping**

The placement of routines into main memory. Frequently used routines are mapped to reduce disk access and thereby increase efficiency.

**SAC Exemption**

An exception specifically granted by the Standards and Conventions Committee of the Programming Standards and Conventions requirements.

**ScreenMan**

A VA FileMan screen-oriented utility that supports creation, alteration, and presentation of screens for data editing and data display.

**SDP space**

Sequential Disk Processor space is an area on disk set aside for temporary storage of data during copying of the data. SDP is implemented by some M systems (e.g., DSM for OpenVMS).

**Spacebar Return**

The use of the key combination <SPACE><RET> at a prompt. VA FileMan retrieves the user's last response to that prompt.

**Stand-alone**

Referring to VA FileMan, the use of VA FileMan without the complete Kernel. The rest of Kernel adds functionality; however, VA FileMan can be used alone.

**Template**

A means of storing report formats, data entry formats, and sorted entry sequences. A template is a permanent place to store selected field specifications for use at a later time.

**Translation (of globals)**

The pointing to a physical disk storage location in another UCI for location of a global. Allows the same globals to be accessed from multiple UCIs.

**Up-Hat (^)**

A circumflex, also know as a "hat" or "caret," that is used as a piece delimiter in a global. The up-hat is denoted as "^" and is typed by pressing Shift+6 on the keyboard.

**VISTA**

The Veterans Health Information Systems and Technology Architecture, within the Department of Veterans Affairs, is the component of the Veterans Health Administration that develops software and installs, maintains, and updates compatible computer systems in VA medical facilities. (Previously known as the Decentralized Hospital Computer Program [DHCP].)

## 14.0 Contact Information

If you have any questions or comments regarding this distribution, please contact the OIT Help Desk (IHS).

**Phone:** (505) 248-4371 or (888) 830-7280 (toll free)

**Fax:** (505) 248-4363

**Web:** <http://www.ihs.gov/GeneralWeb/HelpCenter/Helpdesk/index.cfm>

**Email:** [support@ihs.gov](mailto:support@ihs.gov)