



RESOURCE AND PATIENT MANAGEMENT SYSTEM

Clinical Reminders

(PXRM)

Installation Guide

Version 2.0
September 2014

Office of Information Technology
Division of Information Technology
Albuquerque, New Mexico

Table of Contents

1.0	Release Notes	1
1.1	Changes in Clinical Reminders V. 2.0	1
1.1.1	Compliance Reporting and Rollup Functionality	1
1.1.2	Reminder Definition Enhancements	1
1.1.3	Reminder Dialog Enhancements	2
1.1.4	New Method for Generating Patient Lists for Reminder Reports	2
1.2	Suggested Time to Install	3
1.3	Reminders Patches	3
1.3.1	VA Patches.....	3
1.3.2	IHS Patch 1001	3
2.0	Required Resources.....	4
3.0	Before You Begin: Installation Issues	5
3.1	Computed Finding Logic.....	5
3.1.1	Computed Findings Review.....	5
3.2	Index Population	5
3.3	Files	6
4.0	Installation Instructions	7
4.1	Remove All Items from Reminder Exchange	7
4.2	Turn off Clinical Reminders	7
4.3	Load the KIDS Distribution File.....	8
4.4	Environment Check	9
4.5	Install Clinical Reminders V. 2.0	9
4.6	Install Patch 1001	10
4.6.1	Environment Checker	10
4.6.2	Overwrite Files.....	11
4.6.3	Mail Groups	11
4.6.4	Errors.....	11
5.0	Sample Installations.....	12
5.1	Clinical Reminders V. 2.0	12
5.2	Patch 1001 Sample Install	20
6.0	Installation Configuration	36
6.1	Review MailMan Messages	36
6.2	Test Reminders	36
6.3	Turn On Reminders	40
	Contact Information	41

Preface

This Installation Guide is designed to help prepare your site for the installation and implementation of Clinical Reminders (PXRМ) V. 2.0. It includes detailed information such as system requirements and procedures that will get you up and running quickly with PXRМ V. 2.0.

Because of the many errors that will result during this conversion, the EHR should be off-line or clinical reminders turned OFF until the build is completed.

We have developed this guide for the following individuals who are responsible for installing, supporting, maintaining, and testing this package:

- Information Resources Management (IRM)
- Clinical Application Coordinator (CAC)
- Software Quality Assurance (SQA)

Note: It is strongly recommended that this entire manual is reviewed before installing and setting up the Clinical Reminders V. 2.0 software application.

Note: Immediately following the installation of Clinical Reminders V. 2.0, Reminders Patch 1001 needs to be installed. This mega-patch includes the first 11 VA patches to Clinical Reminders V. 2.0 and the Indian Health Service modification. If Reminders V. 2.0 Patch 1001 is not immediately installed, clinical reminders will create a large number of errors.

1.0 Release Notes

1.1 Changes in Clinical Reminders V. 2.0

This section provides an overview of the major changes in the Clinical Reminders (PXRМ) V. 2.0 software, such as the new and changed options, routines and files, and maintenance fixes. This version also includes enhancements which are a direct result of feedback from the Clinical Reminders Workgroup and our many end users. See the Setup Guide for more details.

1.1.1 Compliance Reporting and Rollup Functionality

1.1.1.1 Reminder Patient List Menu ... [PXRМ PATIENT LIST MENU]

This menu contains options for creation of term-based list rules that can be used in both extract processing and patient list creation.

- List Rule Management [PXRМ LIST RULE MANAGEMENT]
- Patient Lists [PXRМ EXTRACT PATIENT LIST]

1.1.1.2 Reminder Extract Menu ... [PXRМ EXTRACT MENU]

This menu contains options that allow display and edit of extract finding rules used in the extract process and of extract parameters for use in extract processing.

- Reminder Extract Management [PXRМ EXTRACT MANAGEMENT]
- Extract Parameter Management [PXRМ EXTRACT PARAMETERS]
- Extract Finding Management [PXRМ EXTRACT FINDINGS]
- Extract Finding Group Management [PXRМ EXTRACT GROUPS]
- List Rule Management [PXRМ LIST RULE MANAGEMENT]

1.1.2 Reminder Definition Enhancements

- Expanded and improved output format for Clinical Maintenance.
- Expanded output format in Reminder Inquiry.
- Changes to finding date search (BEGINNING DATE and ENDING date).
- New finding modifiers
 - Occurrence Count

- Status list
- CONDITION Enhancements
- New finding types
 - Location List finding
 - Function findings
 - Computed findings enhancements
- Custom Date Due capabilities
- More information in the Reminder Test option output

1.1.3 Reminder Dialog Enhancements

New options on the Reminder Dialog Management menu:

- Inactive Codes Mail Message [PXRМCS INACTIVE DIALOG CODES]
- Dialog Reports ... [PXRМ DIALOG TOOLS MENU]
 - Reminder Dialog Elements Orphan Report [PXRМ DIALOG ORPHAN REPORT]
 - Empty Reminder Dialog Report [PXRМ DIALOG EMPTY REPORT]

Dialog overview and Dialog Summary actions added on the Dialog Edit screen on the Reminder Dialog (DI) option. These actions are available after a specific dialog is selected.

New reports display on the Reminder Reports menu or changes to report functionality.

1.1.4 New Method for Generating Patient Lists for Reminder Reports

```
Select Reminder Patient List, on Reminders Due Report [PXRМ REMINDERS DUE]
option.
Select Reminder Reports Option: d  Reminders Due Report.
Select an existing REPORT TEMPLATE or return to continue:
Select one of the following:
  I Individual Patient
  R Reminder Patient List
  L Location
  O OE/RR Team
  P PCMM Provider
  T PCMM Team
```

1.2 Suggested Time to Install

IMPORTANT: Install during off hours or at night. During the install process Clinical Reminders users should not be accessing the Clinical Reminders software.

1.3 Reminders Patches

Immediately following the installation of Clinical Reminders V. 2.0, the pxrm0200.1001k build needs to be installed. This will install the first 11 patches to this application plus return the Indian Health service modification to this application. Clinical Reminders will not run correctly unless this patch is installed.

1.3.1 VA Patches

- PXRМ-2_SEQ-1_PAT-1
- PXRМ-2_SEQ-2_PAT-2
- PXRМ-2_SEQ-3_PAT-3
- PXRМ-2_SEQ-4_PAT-5
- PXRМ-2_SEQ-5_PAT-4
- PXRМ-2_SEQ-6_PAT-8
- PXRМ-2_SEQ-7_PAT-9
- PXRМ-2_SEQ-8_PAT-10
- PXRМ-2_SEQ-9_PAT-6
- PXRМ-2_SEQ-10-PAT-11
- PXRМ-2_SEQ-11_PAT-15

1.3.2 IHS Patch 1001

Includes routines to process V measurements, V procedures, refusals, Asthma control and computed findings routines for V labs, V meds, and V rad.

2.0 Required Resources

Before installing Clinical Reminders V. 2.0, make sure that your system includes the patches and the following software packages, with all patches installed.

EHR 11 (CPRS 27 upgrade) is required for this version.

Required Patches:

- PXRM*1.5*1009
- LEX*2.0*25
- LR*5.2*1031
- RA*5.0*1003
- SD*5.3*275
- TIU*1.0*125
- TIU*1.0*1010
- XM*8.0*16
- XU*8.0*280

Required Packages:

- Clinical Reminders (PXRM) V.1.5
- CPT (ICPT) V. 6
- HL7 (HL) V. 1.6
- ICD (ICD) V. 20
- Kernel (XU) V. 8.0
- Lexicon (LEX) V. 2.0
- MailMan (XM) V. 8.0
- Order Entry/Results Reporting (OR) V. 3.0
- Text Integration Utilities (TIU) V. 1.0
- VA FileMan (DI) V. 22.0

3.0 Before You Begin: Installation Issues

3.1 Computed Finding Logic

3.1.1 Computed Findings Review

Locally created computed findings may need to be updated.

For a Computed Finding in CRv1.5 to work in CRv2.0, if a computed reminder returns a TRUE, it must also return a date. Any sites experiencing computed finding errors with CRv1.5, should identify and fix the problems prior to installing CRv2.0 into production.

3.2 Index Population

Before installing Clinical Reminders V. 2.0, make sure that the index global utility has completed its historical seeding of all the indexes included in PXRM*1.5*1009. Refer to *Clinical Index Setup*, pxrm0150.1009o.pdf for indexing instructions

Note: If you have a legacy system, it is not necessary to do this historical seeding/index build for the legacy system.

When PXRM*1.5*1009 is installed, it creates a new option, PXRM INDEX MANAGEMENT, which is a menu containing PXRM INDEX BUILD and PXRM INDEX COUNT. Use the option PXRM INDEX BUILD to start the indexing or to rebuild any part of the index.

The index building utility serves two purposes:

1. It initially populates the indexes by indexing the existing data. It works its way through the entire global, putting entries in the index for each piece of unique patient data it finds.
2. If the index ever gets corrupted or destroyed, the utility can be used to rebuild the index. Therefore, there is no need to journal the index since it can be recreated from the currently stored data at any time.

When the index utility finishes indexing a particular global, it sets the following three nodes:

```
^PXRMINDX(FILE NUMBER,"GLOBAL NAME")=$GET1^DID(FILE NUMBER,"","","GLOBAL
NAME")
^PXRMINDX(FILE NUMBER,"BUILT BY")=DUZ
^PXRMINDX(FILE NUMBER,"DATE BUILT")=$NOW^XLFDT
```


In addition to providing information about who built the index and when it got populated, these nodes can be used to determine when the index is complete and ready for use.

3.3 Files

The following files will be overwritten or added. The data dictionaries will also be overwritten. The IHS mods will all be removed until Patch 1001 is installed.

As a result, you will NOT be able to use clinical reminders until Patch 1001 is installed.

Global	Name
^PXRM(800	CLINICAL REMINDER PARAMETERS
^PXRM(801.41	REMINDER DIALOG
^PXRM(801.42	REMINDER GUI PROCESS
^PXRM(801.43	REMINDER FINDING ITEM PARAMETER
^PXRM(801.45	REMINDER FINDING TYPE PARAMETER
^PXRM(801.5	REMINDER DIALOG PATIENT ASSOCIATION
^PXRM(801.9	REMINDER RESOLUTION STATUS
^PXRM(801.95	HEALTH FACTOR RESOLUTION
^PXRM(802.4	REMINDER FUNCTIN FINDING
^PXRM(810.1	REMINDER REPORT TEMPLATE
^PXRM(810.2	REMINDER EXTRACT PARAMETERS
^PXRM(810.3	REMINDER EXTRACT SUMMARY
^PXRM(810.4	REMINDER LIST RULE
PXRM(810.5	REMINDER PATIENT LIST
^PXRM(810.6	REMINDER EXTRACT ERRORS
^PXRM(810.7	REMINDER EXTRACT FINDING RULE
^PXRM(810.8	REMINDER FINDING GROUP
^PXRM(810.9	REMINDER LOCATION LIST
^PXRM(811.2	REMINDER TAXONOMY
^PXRM(811.3	EXPANDED TAXONOMIES
^PXRM(811.4	REMINDER COMPUTED FINDINGS
^PXRM(811.5	REMINDER TERM
^PXRM(811.6	REMINDER SPONSOR
^PXRM(811.7	REMINDER CATEGORY
^PXRM(811.8	REMINDER EXCHANGE
^PXRM(811.9	REMINDER DEFINITION

4.0 Installation Instructions

4.1 Remove All Items from Reminder Exchange

Delete any items in reminder exchange. The install will be cleaner if this file is empty.

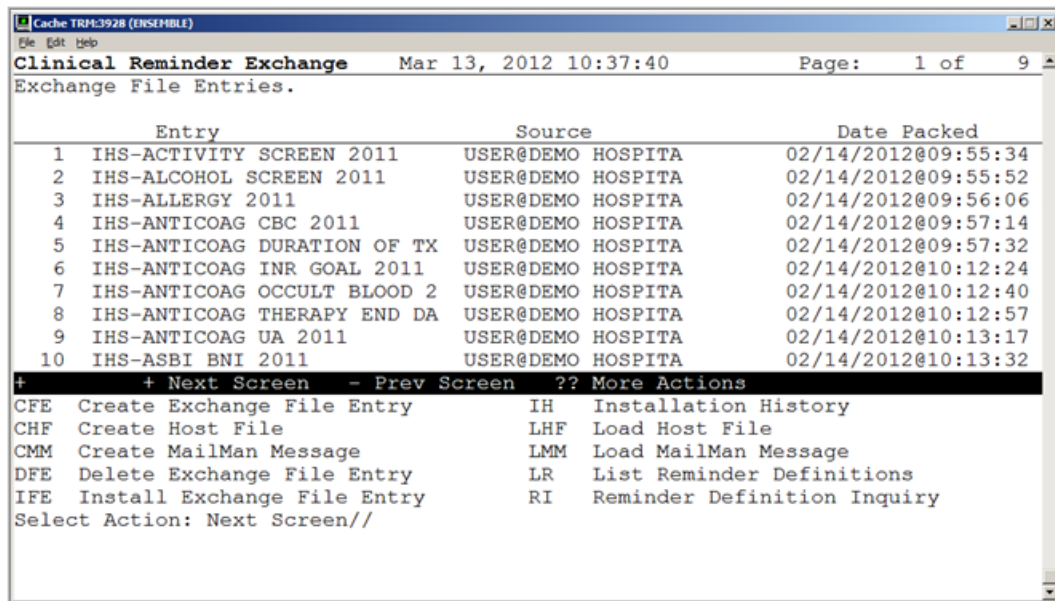


Figure 4-1: Use DFE to remove all items in reminder exchange.

4.2 Turn off Clinical Reminders

Reminders should NOT be running during this conversion. Also, make sure that the ICare nightly task job which runs reminders is not running during the time these patches are installed.

In the RPMS-EHR Manager Menu, select PAR-Reminder Parameters.

```
CFM  Reminder Computed Finding Management ...
DEF  Reminder Definition Management ...
DLG  Reminder Dialog Management ...
EXC  Reminder Exchange
INF  Reminder Information Only Menu ...
PAR  Reminder Parameters ...
RPT  Reminder Reports ...
SPO  Reminder Sponsor Management ...
TAX  Reminder Taxonomy Management ...
TRM  Reminder Term Management ...
```

Then, using ACT, turn off reminders at the system level.

ACT	Reminder GUI Resolution Active
CAT	Add/Edit Reminder Categories
CFG	Allow EHR Configuration in GUI
CVR	EHR Cover Sheet Reminder List
LKP	EHR Lookup Categories
LOC	Default Outside Location
NEW	New Reminder Parameters
PNH	Progress Note Headers
POS	Position Reminder Text at Cursor

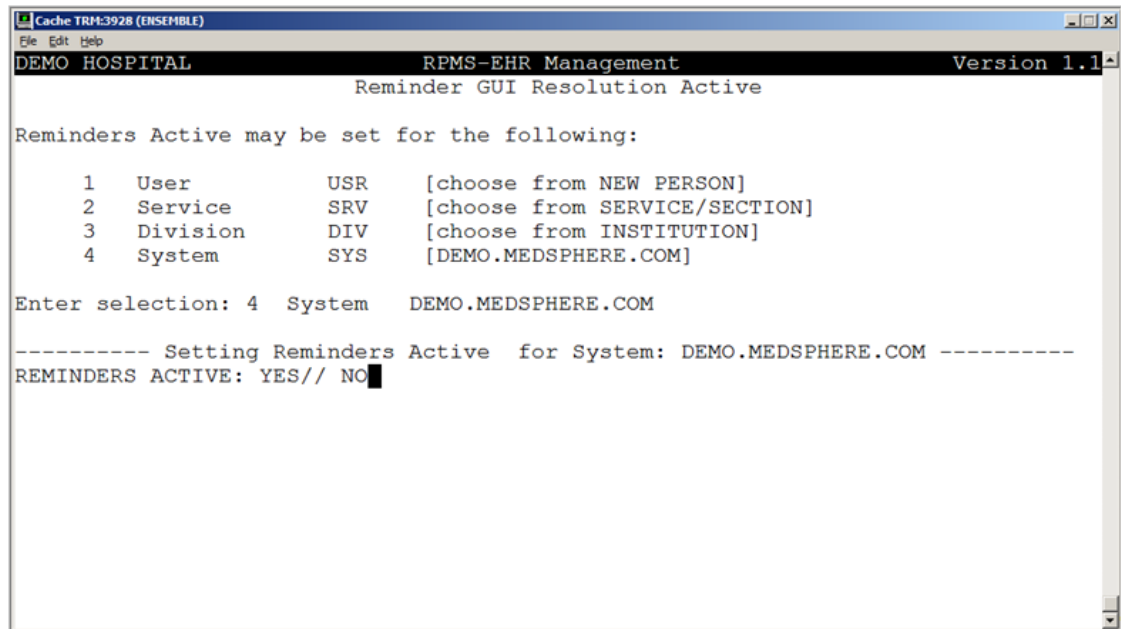


Figure 4-2: Reminder GUI Resolution Activities

4.3 Load the KIDS Distribution File

Perform the steps listed below to load the KIDS Distribution file.

1. Sign in to the UCI where the KIDS Distribution file will be loaded and Clinical Reminders V. 2.0 will be installed.
2. At “Select OPTION NAME:” prompt, type **XPD MAIN**, and then press Enter.
3. At Select Kernel Installation & Distribution System Option:, type **INSTALLation**, and then press Enter.
4. At “Select Installation Option:” prompt, type **Load a Distribution**, and then press Enter to prepare for loading the KIDS Distribution file.
5. At “Enter a Host File:” prompt, type the directory where you have stored the Host File, followed by pxrm0200.k.

6. At “Want to Continue with Load YES//?” prompt, press Enter. The system then loads the file from this location.
7. At “Environment Check Routine” prompt, accept the default of YES.
8. At “Legacy system” prompt, accept the default of NO, unless you’re installing on a legacy system and don’t need to have the Reminder global indexes populated.

4.4 Environment Check

This build has an environmental check routine that checks to see if the Index Global was installed and built. If the indexes are not built, you cannot load Clinical Reminders V. 2.0.

4.5 Install Clinical Reminders V. 2.0

Now you are ready to install Clinical Reminders V. 2.0 on to the RPMS Server. Suggested time to install is during non-peak requirement hours. During the install process, Clinical Reminders users should not be accessing the software.

- Request that all Clinical Reminders users log off CPRS.
- Review mapped sets for PXRМ* namespaces.
- If the routines are mapped, remove them from the mapped set at this time.
- Verify checksums in the transport global.
- Back up your system. This step is optional, but recommended.
- At Select INSTALL NAME:, type CLINICAL REMINDERS 2.0, and then press Enter to install the combined build. This Build provides all of the routines and files necessary for CLINICAL REMINDERS V. 2.0.
- At Want KIDS to Rebuild Menu Trees Upon Completion of Install? YES//, type YES, and then press Enter.
- At Want KIDS to INHIBIT LOGONs during the install? YES//, type NO, and then press Enter.

See the sample install listed below.

The installation will remove all data dictionaries and replace them.

The post-init routine will loop through all entries in:

- Reminder definition
- Reminder taxonomy
- Reminder term

- Reminder exchange

It will change over any items to the new version 2.0 format. If it cannot, a mail message will be sent.

4.6 Install Patch 1001

Immediately after installing Clinical Reminders V. 2.0, install pxrm0200.1001k. This build will install the first 11 patches for reminders and all the IHS modifications.

See the sample install listed below.

Perform the steps listed below to load the KIDS Distribution file.

1. Sign in to the UCI where the KIDS Distribution file will be loaded and Clinical Reminders V. 2.0 is installed.
2. At Select OPTION NAME:, type **XPD MAIN**, and then press Enter.
3. At Select Kernel Installation & Distribution System Option:, type **INSTALLation**, and then press Enter.
4. At Select Installation Option:, type **Load a Distribution**, and then press Enter to prepare for loading the KIDS Distribution file.
5. At Enter a Host File:, type the directory where you have stored the Host File, followed by pxrm0200_1001k.
6. At “Want to Continue with Load YES//?”, press Enter. The system then loads the file from this location.
7. At the Environment Check Routine prompt, accept the default of YES.

4.6.1 Environment Checker

Each patch has its own environment checker. For Patch 9, which involves taxonomies, you need to make sure that several files are up to date and that the current version field is entered in the package file.

Needed Current Versions:

- Lexicon 2.0
- ICD Update 12.0
- ICD Grouper 18.0
- ICPT 6.0

Check FileMan to make sure that the current version matches the installed version and is filled in or the patch will not install.

```
Select PACKAGE NAME:   DRG GROUPER       ICD
CURRENT VERSION: 18//
Select VERSION: 18.0//
  VERSION: 18.0//
  DATE DISTRIBUTED: ^
NAME: DRG GROUPER// ^

Select PACKAGE NAME: ICPT  CPT/HCPCS CODES      ICPT
CURRENT VERSION: 6.0//
Select VERSION: 6.0//
  VERSION: 6.0//
  DATE DISTRIBUTED:
  DATE INSTALLED AT THIS SITE:
```

4.6.2 Overwrite Files

The patches will ask you about overwriting many files. Say YES to all file overwrite questions. The RPMS modifications will be reinstalled at the end. See the Sample Install listed below.

4.6.3 Mail Groups

You will be asked to enter a name for mail groups that RPMS does not use. You may enter yourself or the CAC at your site.

4.6.4 Errors

During the install of Patch 1001, you may see a few error messages regarding VA national reminders. Since we are not installing these reminders into RPMS, the errors are normal when the init routine tries to find them in the file.

5.0 Sample Installations

5.1 Clinical Reminders V. 2.0

```

1      Load a Distribution
2      Verify Checksums in Transport Global
3      Print Transport Global
4      Compare Transport Global to Current System
5      Backup a Transport Global
6      Install Package(s)
      Restart Install of Package(s)
      Unload a Distribution

Enter a Host File: C:\REMINDERS\REMINDERS 2.0\pxrm0200.k

KIDS Distribution saved on Feb 23, 2012@14:24:27
Comment: Reminders 2.0

This Distribution contains Transport Globals for the following Package(s):
  CLINICAL REMINDERS 2.0
Distribution OK!

Want to Continue with Load? YES//
Build CLINICAL REMINDERS 2.0 has an Environmental Check Routine
Want to RUN the Environment Check Routine? YES//

Use INSTALL NAME: CLINICAL REMINDERS 2.0 to install this Distribution.

1      Load a Distribution
2      Verify Checksums in Transport Global
3      Print Transport Global
4      Compare Transport Global to Current System
5      Backup a Transport Global
6      Install Package(s)
      Restart Install of Package(s)
      Unload a Distribution

Select Installation Option: 6  Install Package(s)
Select INSTALL NAME:      CLINICAL REMINDERS 2.0      Loaded from Distribution
Loaded from Distribution  3/13/12@09:52:16
      => Reminders 2.0 ;Created on Feb 23, 2012@14:24:27

This Distribution was loaded on Mar 13, 2012@09:52:16 with header of
  Reminders 2.0 ;Created on Feb 23, 2012@14:24:27
  It consisted of the following Install(s):
CLINICAL REMINDERS 2.0
Checking Install for Package CLINICAL REMINDERS 2.0
Will first run the Environment Check Routine, PXRМV2E

Is this a Legacy system?
Enter Yes or No: NO//
Environment check passed, ok to install Clinical Reminders v2.0

The following globals do not have data or do not exist:
  does not exist

```

PTF does not have any data
GMRV VITAL MEASUREMENT does not have any data
Because of this Clinical Reminder evaluation may not operate correctly on
your s
ystem!

Install Questions for CLINICAL REMINDERS 2.0

Incoming Files:

800 CLINICAL REMINDER PARAMETERS

Note: You already have the 'CLINICAL REMINDER PARAMETERS' File.

801.41 REMINDER DIALOG

Note: You already have the 'REMINDER DIALOG' File.

801.42 REMINDER GUI PROCESS

Note: You already have the 'REMINDER GUI PROCESS' File.

801.43 REMINDER FINDING ITEM PARAMETER

Note: You already have the 'REMINDER FINDING ITEM PARAMETER' File.

801.45 REMINDER FINDING TYPE PARAMETER (including data)

Note: You already have the 'REMINDER FINDING TYPE PARAMETER' File.
I will OVERWRITE your data with mine.

801.5 REMINDER DIALOG PATIENT ASSOCIATION

801.9 REMINDER RESOLUTION STATUS

Note: You already have the 'REMINDER RESOLUTION STATUS' File.

801.95 HEALTH FACTOR RESOLUTION

Note: You already have the 'HEALTH FACTOR RESOLUTION' File.

802.4 REMINDER FUNCTION FINDING (including data)

810.1 REMINDER REPORT TEMPLATE

Note: You already have the 'REMINDER REPORT TEMPLATE' File.

810.2 REMINDER EXTRACT PARAMETERS

810.3 REMINDER EXTRACT SUMMARY

Note: You already have the 'REMINDER EXTRACT SUMMARY' File.

810.4 REMINDER LIST RULE

810.5 REMINDER PATIENT LIST


```

810.7      REMINDER EXTRACT FINDING RULE

810.8      REMINDER FINDING GROUP

810.9      REMINDER LOCATION LIST

811.2      REMINDER TAXONOMY
Note: You already have the 'REMINDER TAXONOMY' File.

811.3      EXPANDED TAXONOMIES
Note: You already have the 'EXPANDED TAXONOMIES' File.

811.4      REMINDER COMPUTED FINDINGS (including data)
Note: You already have the 'REMINDER COMPUTED FINDINGS' File.
I will REPLACE your data with mine.

811.5      REMINDER TERM
Note: You already have the 'REMINDER TERM' File.

811.6      REMINDER SPONSOR
Note: You already have the 'REMINDER SPONSOR' File.

811.7      REMINDER CATEGORY
Note: You already have the 'REMINDER CATEGORY' File.

811.8      REMINDER EXCHANGE (including data)
Note: You already have the 'REMINDER EXCHANGE' File.
I will OVERWRITE your data with mine.

811.9      REMINDER DEFINITION
Note: You already have the 'REMINDER DEFINITION' File.

Incoming Mail Groups:

Enter the Coordinator for Mail Group 'IHD SEND':

Enter the Coordinator for Mail Group 'IHD SEND': USER
  1  USER,CLERK      CU          CLERK-TYPIST
  2  USER,DEMO      DU          DOCTOR
  3  USER,NURSE     NU
  4  USER,STUDENT   US
  5  USER,TEST      TU          NURSE
CHOOSE 1-5: 2  USER,DEMO      DU          DOCTOR

Enter the Coordinator for Mail Group 'IHD': USER
  1  USER,CLERK      CU          CLERK-TYPIST
  2  USER,DEMO      DU          DOCTOR
  3  USER,NURSE     NU
  4  USER,STUDENT   US
  5  USER,TEST      TU          NURSE

```

```
CHOOSE 1-5: 2  USER,DEMO      DU          DOCTOR

Want KIDS to Rebuild Menu Trees Upon Completion of Install? YES//

Want KIDS to INHIBIT LOGONs during the install? YES// NO
Want to DISABLE Scheduled Options, Menu Options, and Protocols? YES// NO

Enter the Device you want to print the Install messages.
You can queue the install by enter a 'Q' at the device prompt.
Enter a '^' to abort the install.

DEVICE: HOME//
Install Started for CLINICAL REMINDERS 2.0 :
          Mar 13, 2012@10:10:21

Build Distribution Date: Feb 04, 2005

Installing Routines
Running Pre-Install Routine: PRE^PXRМV2I

Deleting Function Finding: FI

Deleting Function Finding: DUR
Removing old data dictionaries.
  Deleting data dictionary for file # 800
  Deleting data dictionary for file # 801.3
  Deleting data dictionary for file # 801.41
  Deleting data dictionary for file # 801.42
  Deleting data dictionary for file # 801.43
  Deleting data dictionary for file # 801.45
  Deleting data dictionary for file # 801.5
  Deleting data dictionary for file # 801.9
  Deleting data dictionary for file # 801.95
  Deleting data dictionary for file # 802.4
  Deleting data dictionary for file # 810.1
  Deleting data dictionary for file # 810.2
  Deleting data dictionary for file # 810.3
  Deleting data dictionary for file # 810.4
  Deleting data dictionary for file # 810.5
  Deleting data dictionary for file # 810.6
  Deleting data dictionary for file # 810.7
  Deleting data dictionary for file # 810.8
  Deleting data dictionary for file # 810.9
  Deleting data dictionary for file # 811.2
  Deleting data dictionary for file # 811.3
  Deleting data dictionary for file # 811.4
  Deleting data dictionary for file # 811.5
  Deleting data dictionary for file # 811.6
  Deleting data dictionary for file # 811.7
  Deleting data dictionary for file # 811.8
  Deleting data dictionary for file # 811.9

Installing Data Dictionaries:
Installing Data:
          Mar 13, 2012@10:10:22

Installing PACKAGE COMPONENTS:

Installing PRINT TEMPLATE
Installing SORT TEMPLATE
```

```
Installing INPUT TEMPLATE
Installing FORM
Installing MAIL GROUP
Installing HL LOGICAL LINK
Installing HL7 APPLICATION PARAMETER
Installing PROTOCOL
Installing REMOTE PROCEDURE
Installing OPTION
Installing PARAMETER DEFINITION

Running Post-Install Routine: POST^PXRМV2I
Cleaning up Exchange File.
Clean up Exchange File entries
Working on Exchange File entry 1
Working on Exchange File entry 2
Working on Exchange File entry 3
Working on Exchange File entry 4
Working on Exchange File entry 5
Working on Exchange File entry 6
Working on Exchange File entry 7

Rebuilding taxonomy expansions and setting adjacent values.
Working on taxonomy 1
Working on taxonomy 2
Working on taxonomy 3
Working on taxonomy 4
Working on taxonomy 5
Working on taxonomy 6
Working on taxonomy 7
Working on taxonomy 8
Working on taxonomy 9
Working on taxonomy 10
```

Working on taxonomy 11
Working on taxonomy 12
Working on taxonomy 13
Working on taxonomy 14
Working on taxonomy 15
Working on taxonomy 16
Working on taxonomy 17
Working on taxonomy 18
Working on taxonomy 19
Working on taxonomy 20
Working on taxonomy 21
Working on taxonomy 22
Working on taxonomy 23
Working on taxonomy 24
Working on taxonomy 25
Working on taxonomy 26
Working on taxonomy 27
Working on taxonomy 28
Working on taxonomy 29
Working on taxonomy 30
Working on taxonomy 31
Working on taxonomy 32
Working on taxonomy 33
Working on taxonomy 34
Working on taxonomy 35
Working on taxonomy 36
Working on taxonomy 37
Working on taxonomy 38
Working on taxonomy 39
Working on taxonomy 40

Working on taxonomy 41

Working on taxonomy 42

Working on taxonomy 43

Working on taxonomy 44

DONE

Converting Effective Dates to Beginning Dates

Working on reminder 2

Working on reminder 3

Working on reminder 4

Working on reminder 5

Working on reminder 6

Working on reminder 7

Working on reminder 8

Working on reminder 9

Working on reminder 10

Working on reminder 11

Working on reminder 12

Working on reminder 13

Working on reminder 14

Working on reminder 15

DONE

Clinical Reminder ICD Code Update - Task Number 1874596 queued.

Clinical Reminder CPT Code Update - Task Number 1874597 queued.

Converting conditions

Working on reminder 2

Working on reminder 3

Working on reminder 4

Working on reminder 5

Working on reminder 6

Working on reminder 7

```
Working on reminder 8
Working on reminder 9
Working on reminder 10
Working on reminder 11
Working on reminder 12
Working on reminder 13
Working on reminder 14
Working on reminder 15
Working on reminder 16
Working on reminder 17
Working on reminder 18
Working on reminder 19
Working on reminder 20
Working on reminder 21
Working on reminder 22
Working on reminder 23
Working on reminder 24
Working on reminder 25
Storing found/not found text line counts
Working on reminder 2
Working on reminder 3
Working on reminder 4
Working on reminder 5
Working on reminder 6
Working on reminder 7
Working on reminder 8
Working on reminder 9
Working on reminder 10
Working on reminder 11
Working on reminder 12
Working on reminder 13
```

```
Working on reminder 14
Working on reminder 15
Working on reminder 16
Working on reminder 17
Working on reminder 18
Working on reminder 19
Working on reminder 20
Working on reminder 21
Working on reminder 22
Working on reminder 23

Rescinding outdated National Reminders

Converting definition RXTYPES to new form.

Converting term RXTYPES to new form.

Updating Routine file.

Updating KIDS files

CLINICAL REMINDERS 2.0 Installed.
      Mar 13, 2012@10:10:28

Not a VA primary domain

NO Install Message sent

Call MENU rebuild

Menu Rebuild Complete:  Mar 13, 2012@10:10:36

Install Completed
```

5.2 Patch 1001 Sample Install

```
Select Kernel Installation & Distribution System Option: Installation

1      Load a Distribution
2      Verify Checksums in Transport Global
3      Print Transport Global
4      Compare Transport Global to Current System
5      Backup a Transport Global
6      Install Package(s)
      Restart Install of Package(s)
      Unload a Distribution
```

```

You have 16 PENDING ALERTS
      Enter  "VA to jump to VIEW ALERTS option

Select Installation Option: 1  Load a Distribution
Enter a Host File: C:\reminders\reminders 2.0\pxrm0200.1001dev1k

KIDS Distribution saved on Mar 12, 2012@12:03:12
Comment: Patch 1001

This Distribution contains Transport Globals for the following Package(s):
  PXRM*2.0*1
  PXRM*2.0*2
  PXRM*2.0*3
  PXRM*2.0*5
  PXRM*2.0*4
  PXRM*2.0*8
  PXRM*2.0*9
  PXRM*2.0*10
  PXRM*2.0*6
  PXRM*2.0*11
  PXRM*2.0*15
  PXRM*2.0*1001
Distribution OK!

Want to Continue with Load? YES//
Loading Distribution...

Build PXRM*2.0*1 has an Environmental Check Routine

Environment check passed, ok to install PXRM*2.0*1
  PXRM*2.0*2
  PXRM*2.0*3
  PXRM*2.0*5
  PXRM*2.0*4
Will first run the Environment Check Routine, PXRMP4EC

  PXRM*2.0*8
  PXRM*2.0*9
Will first run the Environment Check Routine, PXRMP9E

Code Set Update message fix (Remedy Ticket 175985)

Checking installed package version numbers
  Lexicon Utility v 2.0           Clinical Reminders v 2.0
  ICD DRG Grouper v 18          ICPT/HCPCS Codes v 6.0

Checking for required patches
  LEX*2.0*25           installed
  LEX*2.0*27           installed
  LEX*2.0*32           installed
  LEX*2.0*46           installed
  ICD*18.0*11         installed
  ICPT*6.0*16         installed

Environment for distribution PXRМ_2_9.KID is ok

This distribution contains builds:  PXRM*2.0*9

  PXRM*2.0*10
  PXRM*2.0*6

```



```

Will first run the Environment Check Routine, PXRMP6IM

  PXRМ*2.0*11
  PXRМ*2.0*15
  PXRМ*2.0*1001
Will first run the Environment Check Routine, BPXRМ201

Removing old data dictionaries.
Deleting data dictionary for file # 810.41
Deleting data dictionary for file # 811.5
Deleting data dictionary for file # 811.9
Use INSTALL NAME: PXRМ*2.0*1 to install this Distribution.

1      Load a Distribution
2      Verify Checksums in Transport Global
3      Print Transport Global
4      Compare Transport Global to Current System
5      Backup a Transport Global
6      Install Package(s)
       Restart Install of Package(s)
       Unload a Distribution

Select Installation Option: 6  Install Package(s)
Select INSTALL NAME: PXRМ*2.0*1      Loaded from Distribution      Loaded
from Distribution  3/13/12@12:11:26
=> Updates ;Created on Mar 13, 2012@11:56:07

This Distribution was loaded on Mar 13, 2012@12:11:26 with header of
Updates ;Created on Mar 13, 2012@11:56:07
It consisted of the following Install(s):
  PXRМ*2.0*1      PXRМ*2.0*2      PXRМ*2.0*3      PXRМ*2.0*5      PXRМ*2.0*4
  PXRМ*2.0*8      PXRМ*2.0*9      PXRМ*2.0*10     PXRМ*2.0*6      PXRМ*2.0*11
  PXRМ*2.0*15     PXRМ*2.0*1001

Checking Install for Package PXRМ*2.0*1
Will first run the Environment Check Routine, PXRМWHEV

Environment check passed, ok to install PXRМ*2.0*1

Install Questions for PXRМ*2.0*1

Incoming Files:

  801.41  REMINDER DIALOG (including data)
Note: You already have the 'REMINDER DIALOG' File.
I will OVERWRITE your data with mine.

  801.42  REMINDER GUI PROCESS (including data)
Note: You already have the 'REMINDER GUI PROCESS' File.
I will REPLACE your data with mine.

  801.45  REMINDER FINDING TYPE PARAMETER (including data)
Note: You already have the 'REMINDER FINDING TYPE PARAMETER' File.
I will OVERWRITE your data with mine.

```

```

      811.8      REMINDER EXCHANGE (including data)
Note:  You already have the 'REMINDER EXCHANGE' File.
I will REPLACE your data with mine.

Checking Install for Package PXRМ*2.0*2

Install Questions for PXRМ*2.0*2

Incoming Mail Groups:

Enter the Coordinator for Mail Group 'GEC2 NATIONAL ROLLUP': USER
   1  USER,CLERK      CU      CLERK-TYPIST
   2  USER,DEMO      DU      DOCTOR
   3  USER,NURSE     NU
   4  USER,STUDENT   US
   5  USER,TEST      TU      NURSE
CHOOSE 1-5: 2 2  USER,DEMO      DU      DOCTOR

Want KIDS to Rebuild Menu Trees Upon Completion of Install? YES// NO

Checking Install for Package PXRМ*2.0*3

Install Questions for PXRМ*2.0*3

Incoming Files:

      811.8      REMINDER EXCHANGE (including data)
Note:  You already have the 'REMINDER EXCHANGE' File.
I will REPLACE your data with mine.

Checking Install for Package PXRМ*2.0*5

Install Questions for PXRМ*2.0*5

Incoming Files:

      811.6      REMINDER SPONSOR (including data)
Note:  You already have the 'REMINDER SPONSOR' File.
I will OVERWRITE your data with mine.

      811.8      REMINDER EXCHANGE (including data)
Note:  You already have the 'REMINDER EXCHANGE' File.
I will REPLACE your data with mine.

Checking Install for Package PXRМ*2.0*4
Will first run the Environment Check Routine, PXRMP4EC

Install Questions for PXRМ*2.0*4

Incoming Files:

      800        CLINICAL REMINDER PARAMETERS
Note:  You already have the 'CLINICAL REMINDER PARAMETERS' File.

```

801.41 REMINDER DIALOG
Note: You already have the 'REMINDER DIALOG' File.

801.5 REMINDER DIALOG PATIENT ASSOCIATION
Note: You already have the 'REMINDER DIALOG PATIENT ASSOCIATION' File.

801.55 REMINDER GEC DIALOG ASSOCIATION HISTORY

802.4 REMINDER FUNCTION FINDING FUNCTIONS (including data)
*BUT YOU ALREADY HAVE 'REMINDER FUNCTION FINDING' AS FILE #802.4!
Shall I write over your REMINDER FUNCTION FINDING File? YES// YES
I will OVERWRITE your data with mine.

810.1 REMINDER REPORT TEMPLATE
Note: You already have the 'REMINDER REPORT TEMPLATE' File.

810.2 REMINDER EXTRACT DEFINITION
*BUT YOU ALREADY HAVE 'REMINDER EXTRACT PARAMETERS' AS FILE #810.2!
Shall I write over your REMINDER EXTRACT PARAMETERS File? YES//

810.3 REMINDER EXTRACT SUMMARY
Note: You already have the 'REMINDER EXTRACT SUMMARY' File.

810.4 REMINDER LIST RULE
Note: You already have the 'REMINDER LIST RULE' File.

810.5 REMINDER PATIENT LIST
Note: You already have the 'REMINDER PATIENT LIST' File.

810.7 REMINDER EXTRACT COUNTING RULE
*BUT YOU ALREADY HAVE 'REMINDER EXTRACT FINDING RULE' AS FILE #810.7!
Shall I write over your REMINDER EXTRACT FINDING RULE File? YES//

810.8 REMINDER COUNTING GROUP
*BUT YOU ALREADY HAVE 'REMINDER FINDING GROUP' AS FILE #810.8!
Shall I write over your REMINDER FINDING GROUP File? YES//

810.9 REMINDER LOCATION LIST (including data)
Note: You already have the 'REMINDER LOCATION LIST' File.

811.4 REMINDER COMPUTED FINDINGS (including data)
Note: You already have the 'REMINDER COMPUTED FINDINGS' File.
I will OVERWRITE your data with mine.

811.5 REMINDER TERM (including data)
I will OVERWRITE your data with mine.

```

      811.8      REMINDER EXCHANGE (including data)
Note:  You already have the 'REMINDER EXCHANGE' File.
I will OVERWRITE your data with mine.

      811.9      REMINDER DEFINITION

Incoming Mail Groups:

Enter the Coordinator for Mail Group 'GEC2 NATIONAL ROLLUP': USER
  1  USER,CLERK      CU      CLERK-TYPIST
  2  USER,DEMO      DU      DOCTOR
  3  USER,NURSE     NU
  4  USER,STUDENT   US
  5  USER,TEST      TU      NURSE
CHOOSE 1-5: 2  USER,DEMO      DU      DOCTOR

Want KIDS to Rebuild Menu Trees Upon Completion of Install? YES// NO

Checking Install for Package PXRМ*2.0*8

Install Questions for PXRМ*2.0*8

Incoming Files:

      811.8      REMINDER EXCHANGE (including data)
Note:  You already have the 'REMINDER EXCHANGE' File.
I will OVERWRITE your data with mine.

Checking Install for Package PXRМ*2.0*9
Will first run the Environment Check Routine, PXRMP9E

Code Set Update message fix (Remedy Ticket 175985)

Fixes the following components:

LEX*2.0*49      Protocol LEXICAL SERVICES UPDATE
                Routines LEXXFI, LEXXFI7, LEXXGI, LEXXGI2, and LEXXST

ICPT*6.0*34     Protocol ICPT CODE UPDATE EVENT
                Routine ICPTAU

ICD*18.0*28     Protocol ICD CODE UPDATE EVENT
                Routine ICDUPDT

PXRМ*2.0*9      Protocol PXRМ CODE SET UPDATE CPT
                Protocol PXRМ CODE SET UPDATE ICD
                Routines PXRМCSD and PXRМCSTX

Checking installed package version numbers
Lexicon Utility v 2.0      Clinical Reminders v 2.0
ICD DRG Grouper v 18      ICPT/HCPCS Codes v 6.0

Checking for required patches
LEX*2.0*25      installed
LEX*2.0*27      installed
LEX*2.0*32      installed
LEX*2.0*46      installed

```

```
ICD*18.0*11          installed
ICPT*6.0*16          installed

Environment for distribution PXRМ_2_9.KID is ok

This distribution contains builds:   PXRМ*2.0*9

Install Questions for PXRМ*2.0*9

Checking Install for Package PXRМ*2.0*10

Install Questions for PXRМ*2.0*10

Incoming Files:

    801.41    REMINDER DIALOG  (including data)
Note:  You already have the 'REMINDER DIALOG' File.
I will OVERWRITE your data with mine.

    811.8     REMINDER EXCHANGE (including data)
Note:  You already have the 'REMINDER EXCHANGE' File.
I will OVERWRITE your data with mine.

Checking Install for Package PXRМ*2.0*6
Will first run the Environment Check Routine, PXRMP6IM

Install Questions for PXRМ*2.0*6

Incoming Files:

    800       CLINICAL REMINDER PARAMETERS
Note:  You already have the 'CLINICAL REMINDER PARAMETERS' File.

    801.41    REMINDER DIALOG
Note:  You already have the 'REMINDER DIALOG' File.

    802.4     REMINDER FUNCTION FINDING FUNCTIONS  (including data)
*BUT YOU ALREADY HAVE 'REMINDER FUNCTION FINDING' AS FILE #802.4!
Shall I write over your REMINDER FUNCTION FINDING File? YES//
I will OVERWRITE your data with mine.

    810.1     REMINDER REPORT TEMPLATE
Note:  You already have the 'REMINDER REPORT TEMPLATE' File.

    810.2     REMINDER EXTRACT DEFINITION
*BUT YOU ALREADY HAVE 'REMINDER EXTRACT PARAMETERS' AS FILE #810.2!
Shall I write over your REMINDER EXTRACT PARAMETERS File? YES//

    810.4     REMINDER LIST RULE  (including data)
Note:  You already have the 'REMINDER LIST RULE' File.
```

```
810.5      REMINDER PATIENT LIST
Note:  You already have the 'REMINDER PATIENT LIST' File.

810.7      REMINDER EXTRACT COUNTING RULE  (Partial Definition)
*BUT YOU ALREADY HAVE 'REMINDER EXTRACT FINDING RULE' AS FILE #810.7!
Shall I write over your REMINDER EXTRACT FINDING RULE File? YES//

810.8      REMINDER COUNTING GROUP
*BUT YOU ALREADY HAVE 'REMINDER FINDING GROUP' AS FILE #810.8!
Shall I write over your REMINDER FINDING GROUP File? YES//

811.5      REMINDER TERM

811.8      REMINDER EXCHANGE  (including data)
Note:  You already have the 'REMINDER EXCHANGE' File.
I will OVERWRITE your data with mine.

811.9      REMINDER DEFINITION

Want KIDS to Rebuild Menu Trees Upon Completion of Install? NO//

Checking Install for Package PXRМ*2.0*11

Install Questions for PXRМ*2.0*11

Incoming Files:

810.9      REMINDER LOCATION LIST
Note:  You already have the 'REMINDER LOCATION LIST' File.

811.4      REMINDER COMPUTED FINDINGS  (including data)
Note:  You already have the 'REMINDER COMPUTED FINDINGS' File.
I will OVERWRITE your data with mine.

811.8      REMINDER EXCHANGE  (including data)
Note:  You already have the 'REMINDER EXCHANGE' File.
I will OVERWRITE your data with mine.

Checking Install for Package PXRМ*2.0*15

Install Questions for PXRМ*2.0*15

Incoming Files:

811.8      REMINDER EXCHANGE  (including data)
Note:  You already have the 'REMINDER EXCHANGE' File.
I will OVERWRITE your data with mine.

Checking Install for Package PXRМ*2.0*1001
Will first run the Environment Check Routine, BPXRМ201
```

```
Removing old data dictionaries.
Deleting data dictionary for file # 810.41
Deleting data dictionary for file # 811.5
Deleting data dictionary for file # 811.9

Install Questions for PXRМ*2.0*1001

Incoming Files:

    801.41    REMINDER DIALOG
Note:  You already have the 'REMINDER DIALOG' File.

    811.5    REMINDER TERM

    811.9    REMINDER DEFINITION

Want KIDS to Rebuild Menu Trees Upon Completion of Install? NO//

Want KIDS to INHIBIT LOGONs during the install? NO//

Enter the Device you want to print the Install messages.
You can queue the install by enter a 'Q' at the device prompt.
Enter a '^' to abort the install.

DEVICE: HOME//    CONSOLE
Install Started for PXRМ*2.0*1 :
           Mar 13, 2012@12:13:31

Build Distribution Date: Feb 09, 2005

Installing Routines:

Running Pre-Install Routine: PRE^PXRМWHPI
Installing Data Dictionaries:
Installing Data
Running Post-Install Routine: POST^PXRМWHPI

Updating Routine file

Updating KIDS file

PXRМ*2.0*1 Installed.
           Mar 13, 2012@12:13:32

Not a VA primary domain

NO Install Message sent

Install Started for PXRМ*2.0*2 :
           Mar 13, 2012@12:13:32

Build Distribution Date: Mar 15, 2005

Installing Routines:

Installing PACKAGE COMPONENTS:
```

```
Installing MAIL GROUP
Installing OPTION
Running Post-Install Routine: POST^PXRМG2M1
Updating Routine file
Updating KIDS file

PXRМ*2.0*2 Installed.
      Mar 13, 2012@12:13:33

Not a VA primary domain

NO Install Message sent

Install Started for PXRМ*2.0*3 :
      Mar 13, 2012@12:13:33

Build Distribution Date: Apr 14, 2005

Installing Routines
Running Pre-Install Routine: PRE^PXRMP3I
Running Pre-Install Routine: PRE^PXRMP3I
Installing Data:
Running Post-Install Routine: POST^PXRMP3I
Updating Routine file
Updating KIDS file

PXRМ*2.0*3 Installed.
      Mar 13, 2012@12:13:33

Not a VA primary domain

NO Install Message sent

Install Started for PXRМ*2.0*5 :
      Mar 13, 2012@12:13:33

Build Distribution Date: Oct 26, 2005

Installing Routines:
Running Pre-Install Routine: PRE^PXRMP5I

Saving Sponsor Classes
Removing old data dictionaries.
Deleting data dictionary for file # 811.6

Installing Data Dictionaries:
```



```
Installing Data:
Running Post-Install Routine: POST^PXRMPI
Restoring Sponsor Classes
  Updating Routine file
Updating KIDS files
Not a VA primary domain
  NO Install Message sent [1;1H                PXRM*2.0*4                [20;26H
  Install Started for PXRM*2.0*4 :
                Mar 13, 2012@12:13:33
Build Distribution Date: Aug 17, 2006
  Installing Routines
Running Pre-Install Routine: PRE^PXRMPI
Saving Location List Classes
Removing old data dictionaries.
  Deleting data dictionary for file # 800
  Deleting data dictionary for file # 801.41
  Deleting data dictionary for file # 801.5
  Deleting data dictionary for file # 801.55
  Deleting data dictionary for file # 802.4
  Deleting data dictionary for file # 810.1
  Deleting data dictionary for file # 810.2
  Deleting data dictionary for file # 810.3
  Deleting data dictionary for file # 810.4
  Deleting data dictionary for file # 810.5
  Deleting data dictionary for file # 810.7
  Deleting data dictionary for file # 810.8
  Deleting data dictionary for file # 810.9
  Deleting data dictionary for file # 811.5
  Deleting data dictionary for file # 811.9
Renaming extract List Templates
Renaming extract options
Renaming extract protocols
Installing Data Dictionaries:
Installing Data:
                Mar 13, 2012@12:13:36
  Installing PACKAGE COMPONENTS:
  Installing SECURITY KEY
Installing PRINT TEMPLATE
  Installing INPUT TEMPLATE
```

```
Installing MAIL GROUP

Installing PROTOCOL

Installing LIST TEMPLATE

Installing OPTION

Running Post-Install Routine: POST^PXRMP4I

Checking reminder definitions for baseline age range overlap
Error - the following age ranges overlap:
    7M to 12M and 7Y to 16Y
    7Y to 16Y and 15M to 6Y
Please correct this problem.
Reminder IHS-WEIGHT; IEN= 11

Error - the following age ranges overlap:
    7M to 18M and 2Y to 18Y
Please correct this problem.
Reminder IHS-HEIGHT; IEN= 65

Error - the following age ranges overlap:
    6M to 11M and 6Y to 110Y
    1Y to 5Y and 1D to 5M
Please correct this problem.
Reminder IHS-WEIGHT 2011; IEN= 212

Error - the following age ranges overlap:
    1D to 6M and 7M to 3Y
Please correct this problem.
Reminder IHS-HEAD CIRCUMFERENCE 2011; IEN= 237

Restoring Location List Classes

Reformatting reminder report service categories

Setting Patient List TYPE field

Setting AUTOMATICALLY PURGE for national Extract Summaries and Patient
Lists

Setting ENODEs for lab findings.

Updating Routine file.

Updating KIDS files

PXRМ*2.0*4 Installed.
    Mar 13, 2012@12:13:37

Not a VA primary domain

NO Install Message sent [1;1H                PXRМ*2.0*8                [20;26H

Install Started for PXRМ*2.0*8 :
    Mar 13, 2012@12:13:37

Build Distribution Date: Mar 07, 2007
```

```
Installing Routines
Running Pre-Install Routine: PRE^PXRMP8I
Installing Data Dictionaries:
Installing Data:
Running Post-Install Routine: POST^PXRMP8I
Updating Routine file
Updating KIDS files
PXRМ*2.0*8 Installed.
      Mar 13, 2012@12:13:37

Not a VA primary domain
NO Install Message sent

Install Started for PXRМ*2.0*9 :
      Mar 13, 2012@12:13:37

Build Distribution Date: Apr 24, 2007

Installing Routines:
Updating Routine file
Updating KIDS files
PXRМ*2.0*9 Installed.
      Mar 13, 2012@12:13:37

Not a VA primary domain
NO Install Message sent

Install Started for PXRМ*2.0*10 :
      Mar 13, 2012@12:13:37

Build Distribution Date: Sep 28, 2007

Installing Routines:
Running Pre-Install Routine: PRE^PXRMP10I
Installing Data Dictionaries:
Installing Data:
Running Post-Install Routine: POST^PXRMP10I

Updating Routine file
Updating KIDS files
PXRМ*2.0*10 Installed.
```

```
Mar 13, 2012@12:13:37

Not a VA primary domain

NO Install Message sent

Install Started for PXRМ*2.0*6 :
Mar 13, 2012@12:13:37

Build Distribution Date: Dec 12, 2007

Installing Routines:

Running Pre-Install Routine: PRE^PXRMP6I

DISABLE options.

DISABLE protocols.
Removing old data dictionaries.
Deleting data dictionary for file # 800
Deleting data dictionary for file # 801.41
Deleting data dictionary for file # 810.1
Deleting data dictionary for file # 810.2
Deleting data dictionary for file # 810.4
Deleting data dictionary for file # 810.5
Deleting data dictionary for file # 810.8
Deleting data dictionary for file # 811.5
Deleting data dictionary for file # 811.8
Deleting data dictionary for file # 811.9
Converting Dialog Elements from BDI to BDI2.
See Mailman message for more details.

Installing Data Dictionaries:
Installing Data:

** ERROR IN POINTER RESOLUTION OF DATA **
Unable to find exact match and resolve pointer (^PXRMD(811.5, Entry:VA-
IHD 412 DIAGNOSIS).

Unable to find exact match and resolve pointer (^PXRMD(811.5, Entry:VA-
LIPID LOWERING MEDS).

Unable to find exact match and resolve pointer (^PXRMD(811.5, Entry:VA-
IHD QUERI ANCHOR ENCOUNTER).

Unable to find exact match and resolve pointer (^PXRMD(811.5, Entry:VA-MH
QUERI QUALIFYING PC ENCOUNTER).

Unable to find exact match and resolve pointer (^PXRMD(811.5, Entry:VA-MH
QUERI QUALIFYING MH ENCOUNTER).
Mar 13, 2012@12:13:40

Installing PACKAGE COMPONENTS:

Installing PRINT TEMPLATE

Installing INPUT TEMPLATE

Installing PROTOCOL
```

```
Installing LIST TEMPLATE

Installing OPTION

Running Post-Install Routine: POST^PXRMP6I

Rescinding outdated National Reminder and disabling outdated
National Reminder Dialog

    Updating Routine file

    Updating KIDS files...

PXRМ*2.0*6 Installed.
    Mar 13, 2012@12:13:40

Not a VA primary domain

NO Install Message sent

Install Started for PXRМ*2.0*11 :
    Mar 13, 2012@12:13:40

Build Distribution Date: Sep 26, 2008

    Installing Routines:

Running Pre-Install Routine: PRE^PXRMP11I

DISABLE options.

DISABLE protocols.
Removing old data dictionaries.
    Deleting data dictionary for file # 810.9

    Installing Data Dictionaries:

Installing Data:

Running Post-Install Routine: POST^PXRMP11I

Rebuilding Function Finding internal data structures.

ENABLE options.

ENABLE protocols.

    Updating Routine file

Updating KIDS files
PXRМ*2.0*11 Installed.
    Mar 13, 2012@12:13:41

Not a VA primary domain

NO Install Message sent
Install Started for PXRМ*2.0*15 :
    Mar 13, 2012@12:13:41
```

```
Build Distribution Date: Feb 03, 2009

  Installing Routines

Running Pre-Install Routine: PRE^PXRMP15I

Installing Data Dictionaries:

Installing Data:

Running Post-Install Routine: POST^PXRMP15I

Updating Routine file

Updating KIDS files

PXRМ*2.0*15 Installed.
      Mar 13, 2012@12:13:41

  Not a VA primary domain

  NO Install Message sent

Install Started for PXRМ*2.0*1001 :
      Mar 13, 2012@12:13:41

Build Distribution Date: Mar 12, 2012

  Installing Routines

  Running Pre-Install Routine: PRE^BPXRМ201

Removing old data dictionaries.
Deleting data dictionary for file # 810.41
Deleting data dictionary for file # 811.5
Deleting data dictionary for file # 811.9

Installing Data Dictionaries:

Installing PACKAGE COMPONENTS:

Installing SECURITY KEY

Installing OPTION

Running Post-Install Routine: POST^BPXRМ201

Updating Routine file

Updating KIDS files

PXRМ*2.0*1001 Installed.
      Mar 13, 2012@12:13:42

  NO Install Message sent

Install Completed
```

6.0 Installation Configuration

6.1 Review MailMan Messages

The installation generates MailMan messages that will be sent to members of the Clinical Reminders mail group defined in file #800. The mail group should already be set up at all the sites.

One message flags all reminders using the old-style MRD. MRD is obsolete and will be removed in a subsequent patch, so reminders using the old-style MRD should be changed to use the new function finding.

The other messages are related to code set versioning. Their purpose is to inform you of inactive codes in reminder dialogs and in taxonomy-selectable diagnosis and procedures. These code set messages will normally be triggered by the installation of a new code set; that is why the header for the message reads as it does. The messages are being triggered as part of V2.0 so that you can get a head start in cleaning up dialogs and taxonomy selectable codes.

6.2 Test Reminders

Use Reminder Test to validate that the reminders still work after conversion. Especially check any locally created reminders that will not have been reviewed by anyone else.

```
Select Reminder Managers Menu Option: rt  Reminder Test
Select Patient: DEMO,MOTHER
R
                                     <A>   F 09-02-1957 XXX-XX-5454  SOUC 3423

>>> Active Patient Record Flag(s):
      <DRUG STUDY>                                CATEGORY II

Do you wish to view active patient record flag details? YES// NO

Select Reminder: IHS-COLON
  1  IHS-COLON  CANCER           NATIONAL
  2  IHS-COLON  CANCER 2007      NATIONAL
  3  IHS-COLON  CANCER 2009      NATIONAL
  4  IHS-COLON  CANCER 2010      NATIONAL
  5  IHS-COLON  CANCER 2011      NATIONAL
CHOOSE 1-5: 5  IHS-COLON  CANCER 2011      NATIONAL

Enter date for reminder evaluation: Mar 13, 2012//  (MAR 13, 2012)

Display all term findings? N// YES

The elements of the FIEVAL array are:
FIEVAL(1)=0
```

```

FIEVAL(2)=1
FIEVAL(2,1)=1
FIEVAL(2,1,"CODEP")=45378
FIEVAL(2,1,"COMMENTS")=
FIEVAL(2,1,"CONDITION")=1
FIEVAL(2,1,"CSUB","COMMENTS")=
FIEVAL(2,1,"CSUB","DATE VISIT CREATED")=3110107
FIEVAL(2,1,"CSUB","DFN")=5
FIEVAL(2,1,"CSUB","DIAGNOSIS")=
FIEVAL(2,1,"CSUB","DSS ID")=
FIEVAL(2,1,"CSUB","HLOC")=
FIEVAL(2,1,"CSUB","HOSPITAL LOCATION")=
FIEVAL(2,1,"CSUB","LOC. OF ENCOUNTER")=2152
FIEVAL(2,1,"CSUB","OFFICAL VA NAME")=
FIEVAL(2,1,"CSUB","OUTSIDE LOCATION")=TEST
FIEVAL(2,1,"CSUB","PRIMARY PROVIDER")=
FIEVAL(2,1,"CSUB","PRINCIPAL PROCEDURE")=
FIEVAL(2,1,"CSUB","PROVIDER NARRATIVE")=181090
FIEVAL(2,1,"CSUB","QUANTITY")=1
FIEVAL(2,1,"CSUB","SERVICE CATEGORY")=E
FIEVAL(2,1,"CSUB","STATION NUMBER")=
FIEVAL(2,1,"CSUB","STATUS")=^
FIEVAL(2,1,"CSUB","VISIT")=1292
FIEVAL(2,1,"DAS")=657
FIEVAL(2,1,"DATE")=3090107.12
FIEVAL(2,1,"DATE VISIT CREATED")=3110107
FIEVAL(2,1,"DFN")=5
FIEVAL(2,1,"DIAGNOSIS")=
FIEVAL(2,1,"DSS ID")=
FIEVAL(2,1,"FILE NUMBER")=9000010.18
FIEVAL(2,1,"FILE SPECIFIC")=U^CPT
FIEVAL(2,1,"FINDING")=70;PXD(811.2,
FIEVAL(2,1,"HLOC")=
FIEVAL(2,1,"HOSPITAL LOCATION")=
FIEVAL(2,1,"LOC. OF ENCOUNTER")=2152
FIEVAL(2,1,"OFFICAL VA NAME")=
FIEVAL(2,1,"OUTSIDE LOCATION")=TEST
FIEVAL(2,1,"PRIMARY PROVIDER")=
FIEVAL(2,1,"PRINCIPAL PROCEDURE")=
FIEVAL(2,1,"PROVIDER NARRATIVE")=181090
FIEVAL(2,1,"QUANTITY")=1
FIEVAL(2,1,"SERVICE CATEGORY")=E
FIEVAL(2,1,"STATION NUMBER")=
FIEVAL(2,1,"STATUS")=^
FIEVAL(2,1,"VISIT")=1292
FIEVAL(2,"CODEP")=45378
FIEVAL(2,"COMMENTS")=
FIEVAL(2,"CONDITION")=1
FIEVAL(2,"CSUB","COMMENTS")=
FIEVAL(2,"CSUB","DATE VISIT CREATED")=3110107
FIEVAL(2,"CSUB","DFN")=5
FIEVAL(2,"CSUB","DIAGNOSIS")=
FIEVAL(2,"CSUB","DSS ID")=
FIEVAL(2,"CSUB","HLOC")=
FIEVAL(2,"CSUB","HOSPITAL LOCATION")=
FIEVAL(2,"CSUB","LOC. OF ENCOUNTER")=2152
FIEVAL(2,"CSUB","OFFICAL VA NAME")=
FIEVAL(2,"CSUB","OUTSIDE LOCATION")=TEST
FIEVAL(2,"CSUB","PRIMARY PROVIDER")=
FIEVAL(2,"CSUB","PRINCIPAL PROCEDURE")=
FIEVAL(2,"CSUB","PROVIDER NARRATIVE")=181090

```



```

FIEVAL(2,"CSUB","QUANTITY")=1
FIEVAL(2,"CSUB","SERVICE CATEGORY")=E
FIEVAL(2,"CSUB","STATION NUMBER")=
FIEVAL(2,"CSUB","STATUS")=^
FIEVAL(2,"CSUB","VISIT")=1292
FIEVAL(2,"DAS")=657
FIEVAL(2,"DATE")=3090107.12
FIEVAL(2,"DATE VISIT CREATED")=3110107
FIEVAL(2,"DFN")=5
FIEVAL(2,"DIAGNOSIS")=
FIEVAL(2,"DSS ID")=
FIEVAL(2,"FILE NUMBER")=9000010.18
FIEVAL(2,"FILE SPECIFIC")=U^CPT
FIEVAL(2,"FINDING")=70;PXD(811.2,
FIEVAL(2,"HLOC")=
FIEVAL(2,"HOSPITAL LOCATION")=
FIEVAL(2,"LOC. OF ENCOUNTER")=2152
FIEVAL(2,"OFFICAL VA NAME")=
FIEVAL(2,"OUTSIDE LOCATION")=TEST
FIEVAL(2,"PRIMARY PROVIDER")=
FIEVAL(2,"PRINCIPAL PROCEDURE")=
FIEVAL(2,"PROVIDER NARRATIVE")=181090
FIEVAL(2,"QUANTITY")=1
FIEVAL(2,"SERVICE CATEGORY")=E
FIEVAL(2,"STATION NUMBER")=
FIEVAL(2,"STATUS")=^
FIEVAL(2,"VISIT")=1292
FIEVAL(3)=0
FIEVAL(4)=0
FIEVAL(6)=0
FIEVAL(7)=0
FIEVAL("AGE")=1
FIEVAL("AGE",1)=1
FIEVAL("DFN")=5
FIEVAL("EVAL DATE/TIME")=3120313
FIEVAL("PATIENT AGE")=54
FIEVAL("SEX")=1

Term findings:

The elements of the ^TMP(PXRМID,$J) array are:
^TMP(PXRМID,$J,163,"N/A","COHORT")=
^TMP(PXRМID,$J,163,"PATIENT COHORT
LOGIC")=0^(SEX)&(AGE)&'FI(1)&'FI(2)&'FI(4)&'F
I(6)^(1)&(1)&'0&'1&'0&'0
^TMP(PXRМID,$J,163,"REMINDER NAME")=Colon Cancer
^TMP(PXRМID,$J,163,"RESOLUTION LOGIC")=0^(0)!FI(3)!FI(7)^(0)!0!0
^TMP(PXRМID,$J,163,"WARNING","NOFI",45)=Warning no findings items in
reminder te
rm IHS-FECAL OCCULT BLOOD
^TMP(PXRМID,$J,163,"zFREQARNG")=1Y^51Y^80Y

The elements of the ^TMP("PXRHM",$J) array are:
^TMP("PXRHM",$J,163,"Colon Cancer")=N/A^^
^TMP("PXRHM",$J,163,"Colon Cancer","TXT",1)=Frequency: Due every 1 year for
ages
51Y to 80Y.
^TMP("PXRHM",$J,163,"Colon Cancer","TXT",2)= REMINDER APPLICABLE if age
51-80
-and no history of
^TMP("PXRHM",$J,163,"Colon Cancer","TXT",3)=neoplasm of the colon -and

```

```

no evidence of colonoscopy in
^TMP("PXRHM",$J,163,"Colon Cancer","TXT",4)=past 9yrs 9mos      -and no evi
dence of sigmoidoscopy or barium
^TMP("PXRHM",$J,163,"Colon Cancer","TXT",5)=enema in past 4yrs 9mos
REMINDE
R DUE if no Fecal test done in
^TMP("PXRHM",$J,163,"Colon Cancer","TXT",6)=past year
^TMP("PXRHM",$J,163,"Colon Cancer","TXT",7)=
^TMP("PXRHM",$J,163,"Colon Cancer","TXT",8)=      REMINDER ON if due within 3
mont
hs
^TMP("PXRHM",$J,163,"Colon Cancer","TXT",9)=
^TMP("PXRHM",$J,163,"Colon Cancer","TXT",10)=      REMINDER RESOLVED      -Fe
cal test resulted
^TMP("PXRHM",$J,163,"Colon Cancer","TXT",11)=-Colonoscopy done (status N/A
for 9
yrs 3mos)      -Sigmoidoscopy
^TMP("PXRHM",$J,163,"Colon Cancer","TXT",12)=or barium enema (status N/A
for 4yr
s 9mos)
^TMP("PXRHM",$J,163,"Colon Cancer","TXT",13)=
^TMP("PXRHM",$J,163,"Colon Cancer","TXT",14)=
^TMP("PXRHM",$J,163,"Colon Cancer","TXT",15)=
^TMP("PXRHM",$J,163,"Colon Cancer","TXT",16)=Cohort:
^TMP("PXRHM",$J,163,"Colon Cancer","TXT",17)= Encounter Procedure:
^TMP("PXRHM",$J,163,"Colon Cancer","TXT",18)= 01/07/2009 45378-DIAGNOSTIC
COLON
OSCOPY Principle Procedure: NO
^TMP("PXRHM",$J,163,"Colon Cancer","TXT",19)=  Prov. Narr. - Colonoscopy
^TMP("PXRHM",$J,163,"Colon Cancer","TXT",20)=

Formatted Output:

--STATUS-- --DUE DATE-- --LAST DONE--

Colon Cancer                      N/A

Frequency: Due every 1 year for ages 51Y to 80Y.
      REMINDER APPLICABLE if age 51-80      -and no history of
neoplasm of the colon      -and no evidence of colonoscopy in
past 9yrs 9mos      -and no evidence of sigmoidoscopy or barium
enema in past 4yrs 9mos      REMINDER DUE if no Fecal test done in
past year

      REMINDER ON if due within 3 months

      REMINDER RESOLVED      -Fecal test resulted
-Colonoscopy done (status N/A for 9yrs 3mos)      -Sigmoidoscopy
or barium enema (status N/A for 4yrs 9mos)

Cohort:
Encounter Procedure:
01/07/2009 45378-DIAGNOSTIC COLONOSCOPY Principle Procedure: NO
Prov. Narr. - Colonoscopy

```

6.3 Turn On Reminders

After verifying that the reminders are working correctly, you can return to the parameter and reactivate the reminders.

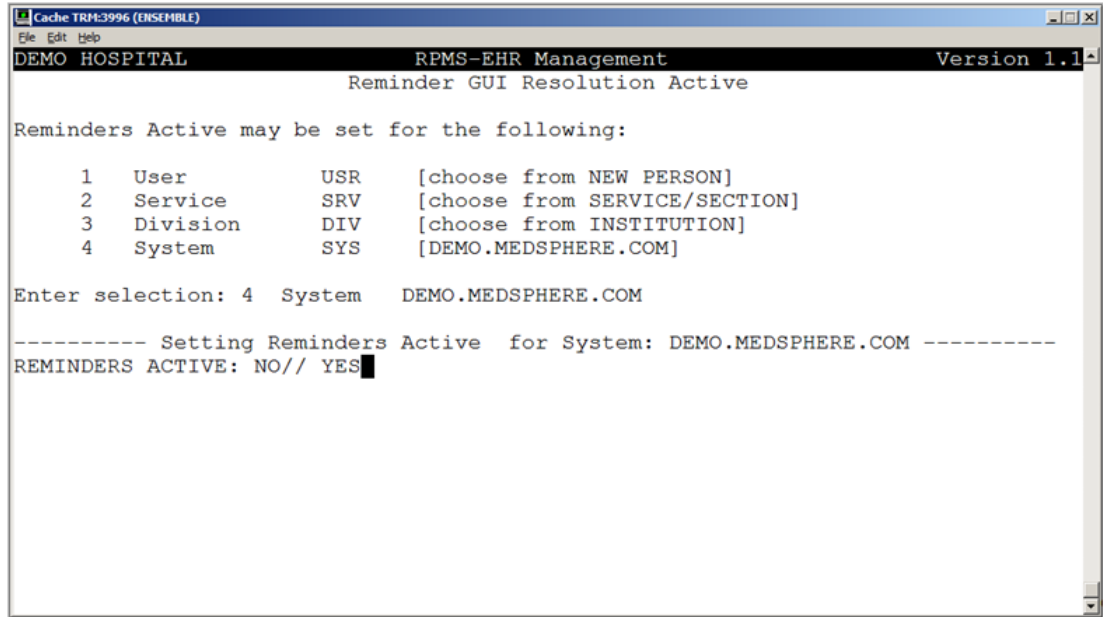


Figure 6-1: Turn On Reminders

Contact Information

If you have any questions or comments regarding this distribution, please contact the OIT Help Desk (IHS).

Phone: (888) 830-7280 (toll free)

Web: <http://www.ihs.gov/helpdesk/>

Email: support@ihs.gov