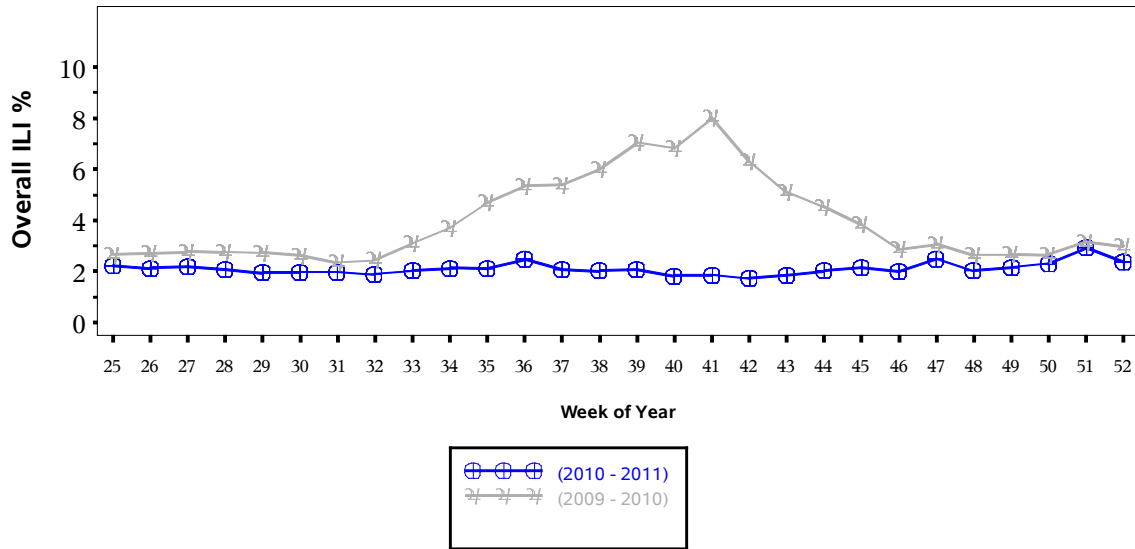




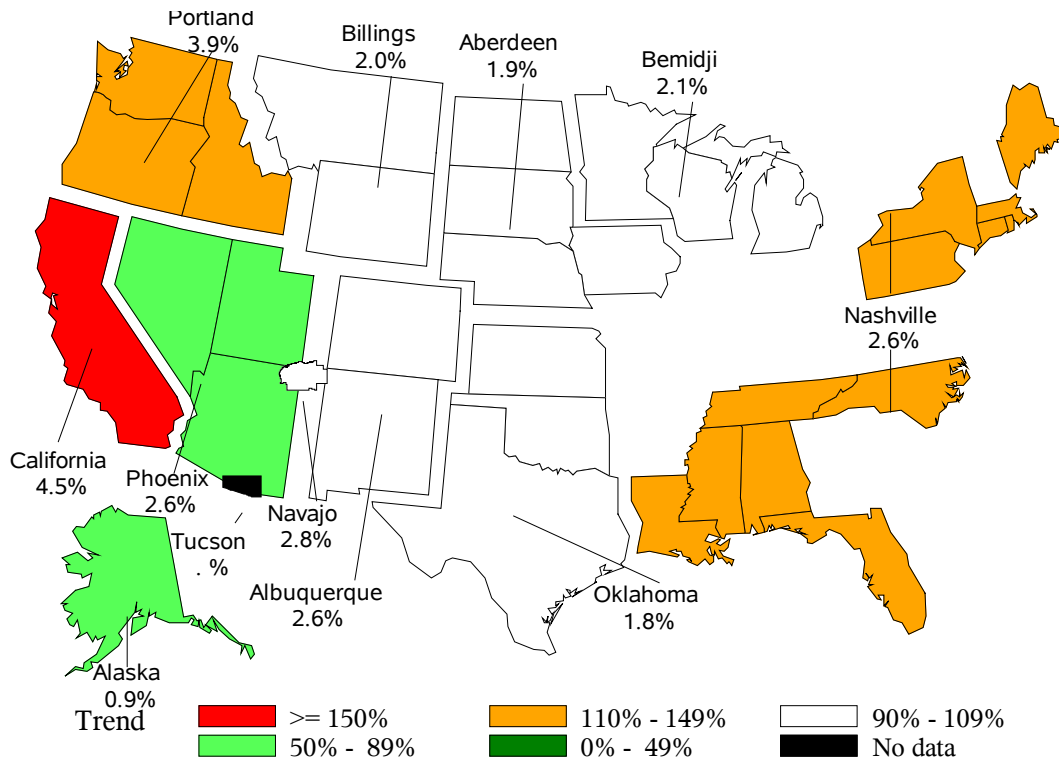
Indian Health Service
Division of Epidemiology and Disease Prevention
Influenza Surveillance Report
IHS Influenza Awareness System (IIAS)
#5 (Week 52: 12/26/2010 – 01/01/2011)

Percentage of Visits for Influenza-like Illness (ILI) per week
Overall ILI % (ILI visits per week / Total visits per week)
(ILI) in IHS, Weeks 25 (06/20/2010)
through 52 (01/01/2011)



All data are preliminary and may change as more reports are received.

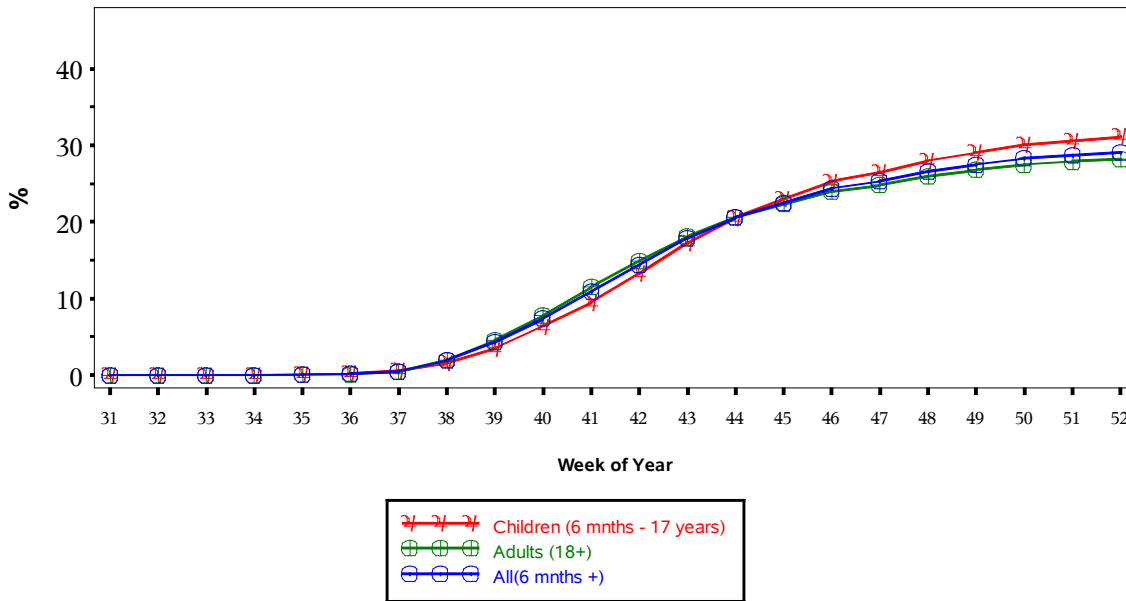
% of Visits for ILI, Week 52, Trend Relative to Previous Week



IHS Influenza Vaccination Surveillance

- As of 01/01/2011, sites reporting to the IIAS have administered 326,697 doses of seasonal influenza vaccine to Active Clinical* patients.

Influenza Vaccine Coverage, IHS Influenza Awareness System Weeks 31 (08/01/2010) through 52 (01/01/2011), 2010 - 2011



(Active Clinical Population covered by the IIAS)

Table 1: Influenza Vaccination Coverage by Age Group

Age Group	Active Clinical Population	1 dose Seasonal Flu Vaccine	% Seasonal flu (1 dose)	2 dose Seasonal Flu Vaccine	% Seasonal flu (2 dose)
0	3,229	70	1.8	16	0.4
6-23 months	19,869	14,069	53.1	3,525	14.1
2-4 years	54,073	21,446	30.8	2,324	3.6
5-17 years	175,856	67,134	29.2	.	.
18-49 years	380,074	113,636	23.1	.	.
50-64 years	135,327	63,901	36.1	.	.
65+ years	73,829	40,646	41.6	.	.
Children (6 months - 17 years)	249,798	102,649	31.4	.	.
Adults (18+)	589,230	218,183	28.4	.	.
All(6 months +)	839,028	320,832	29.3	.	.

* Active Clinical population is defined as patients who have had at least 2 visits in the last 3 years

Table 2: Influenza Vaccination Coverage by Risk Group

Risk Group	Active Clinical Population	1 dose Seasonal Flu Vaccine	% Seasonal flu (1 dose)
Asthma	95,562	18,760	15.2
Diabetes	114,804	39,252	27.2
Pregnant	5,876	2,424	30.2

* Active Clinical population is defined as patients who have had at least 2 visits in the last 3 years

Summary

- This report includes data from the following # of RPMS databases:

IHS Area	# of RPMS Databases Reporting
Aberdeen	14
Alaska	6
Albuquerque	8
Bemidji	3
Billings	9
California	20
Nashville	10
Navajo	5
Oklahoma	20
Phoenix	16
Portland	22
Tucson	1
All Areas	134

- Overall, there is a decrease in ILI in IHS nationwide and in several Areas, though a few areas saw an increase relative to the previous week.
- Continued increases in vaccination coverage.
- U.S. general population influenza vaccine coverage estimates for Nov. 2010ⁱ, based on self-report (not medical chart review) are:
 - 6 months – 17 yrs: 30.6% (\pm 5.0%);
 - 18+ yrs: 33.5% (\pm 2.5%);
 - All ages: 32.8% (\pm 2.4%).

While these estimates are higher than those reported by I/T/U sites through the IIAS, differences in survey methodology may account for some of the difference.

ⁱ <http://www.cdc.gov/flu/pdf/vaccination/rapidflusurvey.pdf>