



**To:** Director of IHS Maternal & Child Health Program  
IHS Area Chief Medical Officers  
IHS Area Immunization Coordinators  
Tribal Epidemiology Centers

**From:** Amy Groom, IHS Immunization Program Manager

**Subject:** Third Quarter FY 2012 Immunization Report (April 1, 2012 – June 30, 2012)

**Date:** August 12, 2012

The Indian Health Service, Tribal and Urban Indian immunization programs report on the immunization status of American Indian and Alaska Native (AI/AN) children 3-27 months of age, 19 – 35 months of age, and AI/AN adolescents 13 – 17 years of age. They also report on influenza vaccine coverage for all age groups. These reports are submitted to the IHS Division of Epidemiology and Disease Prevention on a quarterly basis.

**3-27 Month Old Report**

The 3 – 27 month report is designed to help programs ensure timely vaccination and identify children who may be falling behind so they can be brought up to date. The criteria listed below are used to monitor coverage in the following age groups:

<b>Age Group</b>	<b>Vaccines</b>	<b>Age Group</b>	<b>Vaccines</b>
<b>3-4 months</b>	<ul style="list-style-type: none"> <li>• DTAP1</li> <li>• IPV 1</li> <li>• Hib 1</li> <li>• Hepatitis B 1</li> <li>• PCV1</li> <li>• (ROTA1)<sup>†</sup></li> </ul>	<b>16-18 months</b>	<ul style="list-style-type: none"> <li>• DTAP 3</li> <li>• IPV 2</li> <li>• MMR 1</li> <li>• Hib 3</li> <li>• Hepatitis B 2</li> <li>• Varicella</li> <li>• PCV4</li> <li>• (ROTA3)<sup>†</sup></li> </ul>
<b>5-6 Months</b>	<ul style="list-style-type: none"> <li>• DTAP 2</li> <li>• IPV 2</li> <li>• Hib 2</li> <li>• Hepatitis B 2</li> <li>• PCV2</li> <li>• (ROTA2)<sup>†</sup></li> </ul>	<b>19-23 months</b>	<ul style="list-style-type: none"> <li>• DTAP 4</li> <li>• IPV 3</li> <li>• MMR 1</li> <li>• Hib 3</li> <li>• Hepatitis B 3</li> <li>• Varicella</li> <li>• PCV4</li> <li>• (ROTA3)<sup>†</sup></li> </ul>
<b>7-15 months</b>	<ul style="list-style-type: none"> <li>• DTAP 3</li> <li>• IPV 2</li> <li>• Hib 2</li> <li>• Hepatitis B 2</li> <li>• PCV3</li> <li>• (ROTA3)<sup>†</sup></li> </ul>	<b>24-27 months</b>	<ul style="list-style-type: none"> <li>• DTAP 4</li> <li>• IPV 3</li> <li>• MMR 1</li> <li>• Hib 3</li> <li>• Hepatitis B 3</li> <li>• Varicella</li> <li>• PCV4</li> <li>• (ROTA3)<sup>†</sup></li> <li>• (Hepatitis A1)<sup>†</sup></li> </ul>

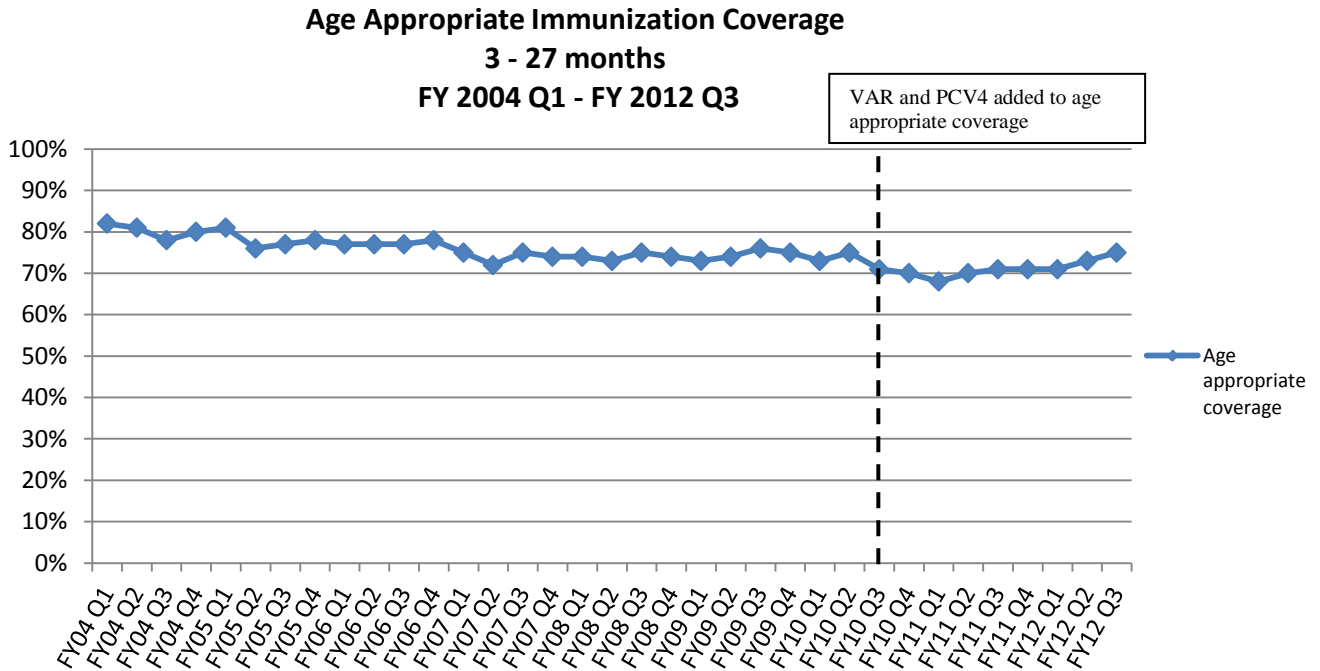
† Not included in Age appropriate immunization coverage calculations

Rotavirus vaccine (ROTA) and hepatitis A, though recommended, are not included in overall age appropriate coverage calculations. Data on ROTA and hepatitis A vaccine coverage are reported where available.

## Summary

For FY 2012 Q3, 12 IHS Areas submitted immunization reports from IHS, Tribal, and Urban Indian health centers (I/T/U). This composite report provides information on the immunization status of 28,956 children 3-27 months old. Of these, 21,580 or 75% received all age-appropriate vaccinations compared to 73% (21,617/29,743) of children 3-27 months in the 2<sup>nd</sup> Quarter of FY 2012 [Figure 1]. Coverage by Area is included in the spreadsheet.

Figure 1



## Two Year Old Report

The Two year old reports (children 19-35 months old) are used to monitor progress towards the GPRA childhood immunization indicator.

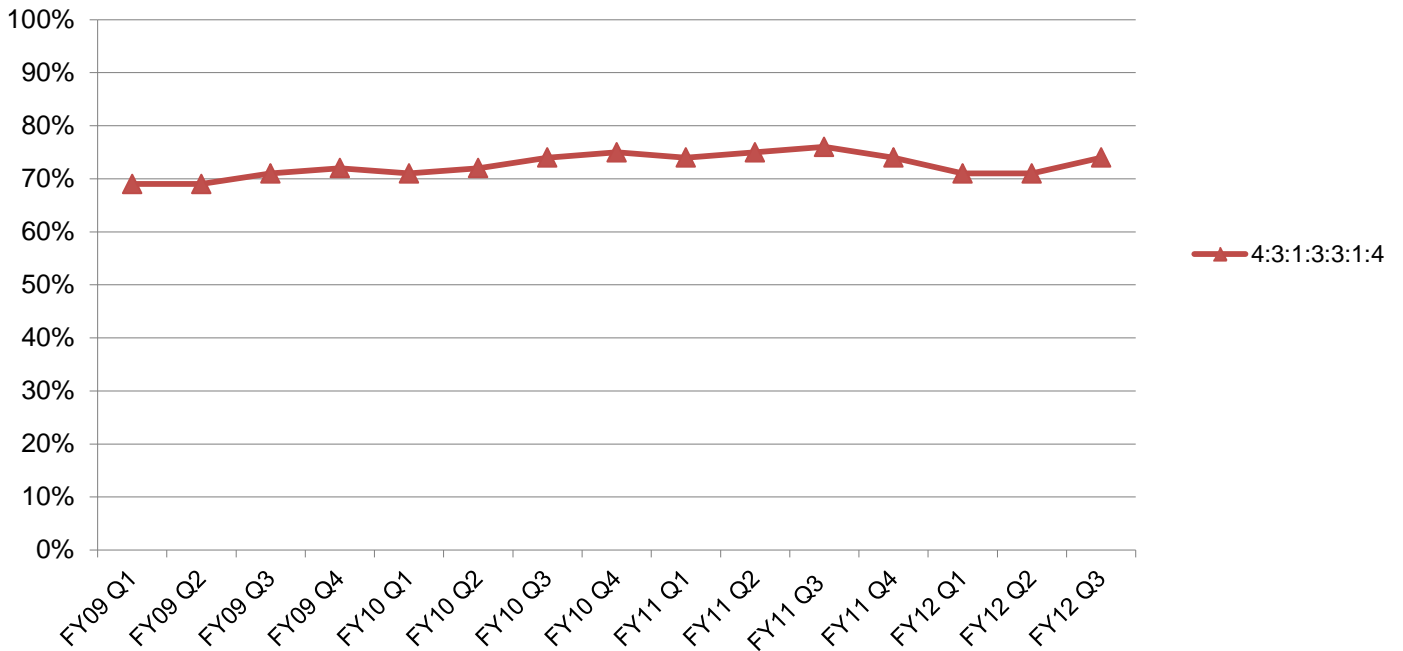
Starting in 2011, the vaccines series measure used to monitor coverage in this age group is, the 4:3:1:3:3:1:4 (4 DTaP, 3 IPV, 1 MMR, 3 Hib, 3 Hep B, 1 VAR, 4 PCV) series. The HP 2020 goal is 80% with the 4:3:1:3:3:1:4 series, and 90% coverage with each individual vaccine in the series.

### 4:3:1:3:3:1:4 Series

In FY 2012 Q3, 12 IHS Areas completed reports. Overall 74% (15,375/20,845) of two year olds had completed the 4:3:1:3:3:1:4 vaccine series compared to 71% (15,771/22,280) in FY 2012 Q2. Coverage for both series by Area is included in the spreadsheet.

Figure 2

### 4:3:1:3:3:1:4 Coverage 2 Year Olds FY 2009 Q1 - FY 2012 Q3



## ADOLESCENT REPORT

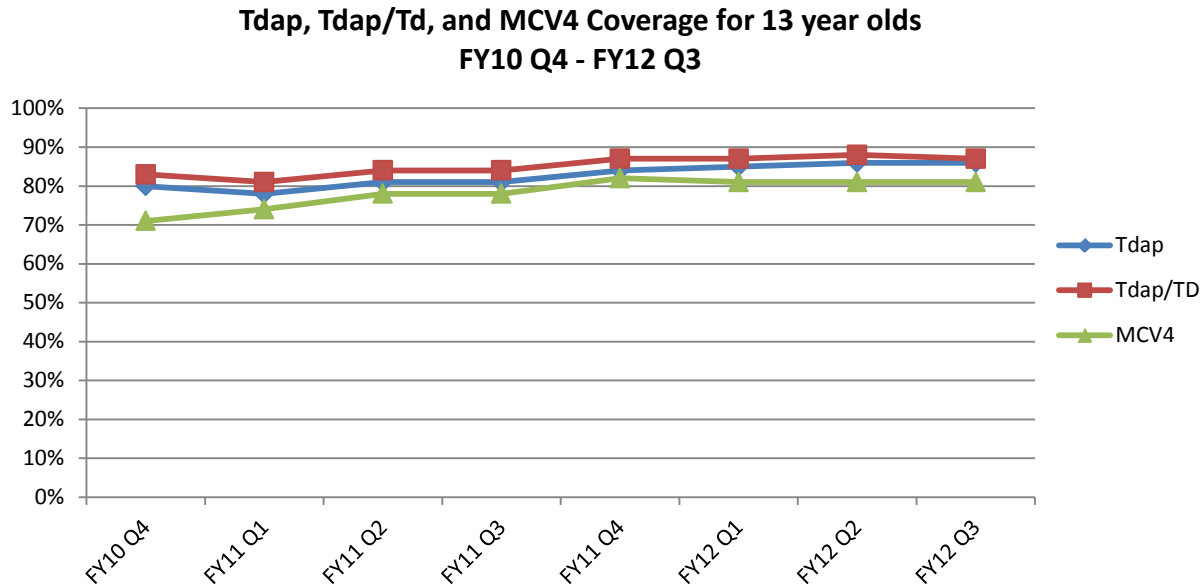
This report collects data on adolescents 13 – 17 years who meet the “Active Clinical User “ definition (e.g. 2 visits in the last 3 years) and is designed to monitor uptake of “recently” recommended adolescent vaccines (e.g. tetanus toxoid, reduced diphtheria toxoid and acellular pertussis [Tdap], meningococcal conjugate [MCV4], and human papillomavirus [HPV] vaccines) and monitor coverage in the adolescent population with the following recommended childhood vaccines: 1 dose of Td or Tdap, 3 doses of hepatitis B, 2 doses of MMR, and 2 doses of Varicella/Hx of chickenpox. A summary of immunization coverage for 13 year olds and 13 –17 year olds with these vaccines is included below.

### Immunization Coverage with Tdap and MCV4 for 13 year olds, Males and Females

For FY 2012 Q3, the 12 IHS Areas combined reported on 14,965 thirteen year olds compared to 15,336 thirteen year olds in the FY 2012 Q2 report. For FY 2012 Q3, 86% (12,820/14,965) received 1 dose of Tdap vaccine, 87% (13,027/14,965) received 1 dose of Tdap/Td vaccine and 81% (12,056/14,965) had received 1 dose of MCV4 vaccine [Figure 3].

In FY 2012 Q3, coverage by Area ranged from 81% - 91% for Tdap, 81% - 92% for Tdap/Td, and 54% - 89% for MCV4. Coverage by Area is included in the spreadsheet.

**Figure 3**



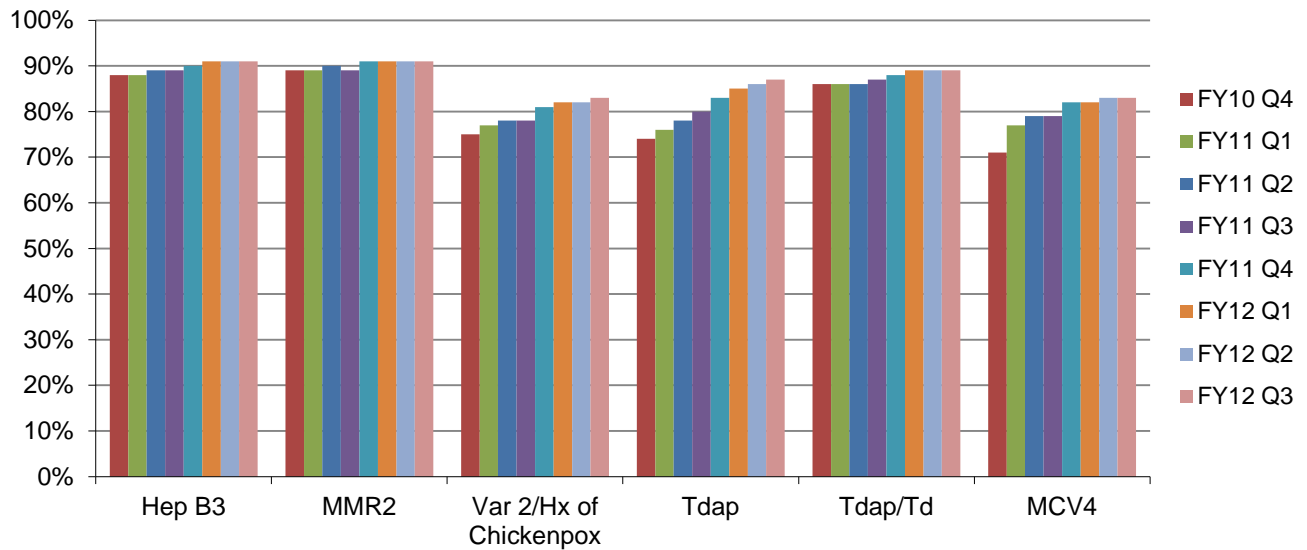
### Immunization Coverage for 13 – 17 year olds, Males and Females

For FY 2012 Q3, the 12 IHS Areas combined reported on 72,403 13 – 17 year olds compared to the FY 2012 Q2 report which included 73,876 13 – 17 year olds.

For FY 2012 Q3, 91% (65,783/72,403) received 3 doses of hepatitis B vaccine, 91% (65,699/72,403) received 2 doses of MMR vaccine, 83% (60,413/72,403) received 2 doses of Varicella vaccine or had a documented history of chickenpox, 87% (62,673/72,403) received 1 dose of Tdap vaccine, 89% (64,385/72,403) received 1 dose of Tdap or Td and 83% (60,129/72,403) received 1 dose of MCV4 vaccine. Coverage by Area is included in the spreadsheet [Figure 4].

**Figure 4**

**Immunization Coverage for 13 - 17 year olds  
FY10 Q4 - FY12 Q3**



**HPV Coverage for 13 – 17 year olds, Females Only**

For FY 2012 Q3, the 12 IHS Areas combined reported on 37,292 females 13 – 17 years of age compared to FY 2012 Q2 which included 38,014 females 13-17 years. For FY 2012 Q3, 77% (28,738/37,292) had received 1 dose of HPV, 65% (24,071/37,292) had received 2 doses of HPV and 51% (18,991/37,292) had received 3 doses of HPV [Figure 5].

For FY 2012 Q3, coverage by Area ranged from 66% - 88% for HPV1, 49% - 81% for HPV2, and 36% – 69% for HPV 3. Coverage by Area is included in the spreadsheet.

**Figure 5**

**HPV Coverage for Females 13 - 17 years  
FY10 Q4 - FY12 Q3**

