



**Annual Report
To the Congress of the United States
On Sanitation Deficiency Levels
for Indian Homes and Communities**

Fiscal Year 2016



**Indian Health Service
Office of Environmental Health and Engineering
Division of Sanitation Facilities Construction**



**In accordance with
The Indian Health Care Improvement Act
P.L. 94-437, as amended
25 U.S.C. § 1601 *et seq.***

Mission

The mission of the Indian Health Service (IHS) is to raise the physical, mental, social, and spiritual health of American Indians and Alaska Natives to the highest level. To carry out this mission, the IHS provides comprehensive primary health care and disease prevention services. The Sanitation Facilities Construction (SFC) Program is the environmental engineering component of the IHS health delivery system. To support the IHS mission, the SFC Program provides technical and financial assistance to American Indian Tribes and Alaska Native villages for the cooperative development and construction of safe drinking water supply, sewage, and solid waste disposal facilities, and related support facilities.

**Annual Report
To the Congress of the United States
On Sanitation Deficiency Levels for Indian Homes and Communities**

Fiscal Year 2016

Table of Contents

I. Purpose	3
II. Background	3
III. Key Definitions	5
IV. Methodology	6
V. Results	8
VI. Appendix	13

I. Purpose

The purpose of this report is to satisfy the requirements for Sanitation Facilities Construction (SFC) Program reporting under section 302 of the Indian Health Care Improvement Act (IHCIA), codified as amended at 25 U.S.C. § 1632(g), excerpted below:

(g) Annual report; sanitation deficiency levels

(1) The Secretary shall submit to the President, for inclusion in each report required to be transmitted to the Congress under section 1671 of this title, a report which sets forth—

- (A) the current Indian sanitation facility priority system of the Service;*
- (B) the methodology for determining sanitation deficiencies;*
- (C) the level of sanitation deficiency for each sanitation facilities project of each Indian tribe or community;*
- (D) the amount of funds necessary to raise all Indian tribes and communities to a level I sanitation deficiency; and*
- (E) the amount of funds necessary to raise all Indian tribes and communities to zero sanitation deficiency.*

The information in this report to Congress is used by the Indian Health Service (IHS) to establish budgetary funding requests and to allocate funding resources received. Additionally, the United States (U.S.) Environmental Protection Agency (EPA), the U.S. Department of Agriculture Rural Development, and the U.S. Department of the Interior Bureau of Reclamation utilize the information contained in this report to aid in the implementation of their programs that support Tribal water, sewer and solid waste infrastructure.

II. Background

The Indian Sanitation Facilities Act, Public Law (P.L.) 86-121, codified at 42 U.S.C. § 2004a, provides the SFC Program the authority to deliver essential water supply, sewage, and solid waste disposal facilities for American Indian and Alaska Native (AI/AN) homes and communities. The IHS SFC Program is the lead Federal agency for the provision of these facilities and services. Sanitation facilities are provided at the request of federally recognized Tribes, Bands, Villages, and/or groups (Tribes) for homes owned and occupied by American Indians and Alaska Natives who are eligible for assistance.

Water, sewer and solid waste sanitation deficiencies included in this report are identified solely for Indian Tribes and communities. Deficiencies for commercial and industrial facilities and non-Indian homes cannot be addressed by the IHS under P.L. 86-121 and are not included in this report. In addition, municipalities and communities organized under the laws of a state are not typically considered Indian communities, even though there may be eligible AI/AN people living there. The provision of community-type sanitation facilities for such non-Indian communities is generally considered the responsibility of the non-Indian municipality or community, and the needs are not identified by the IHS as sanitation deficiencies unless an agreement to contribute funds to cover the prorated cost of the facilities serving the non-Indian beneficiaries has been

established. Projects that include service to non-Indians must be primarily for the benefit of Indians.

III. Key Definitions

The following are key definitions used by the IHS when identifying and reporting on sanitation deficiencies:

Sanitation Deficiency is defined as a need arising from existing water, sewage, or solid waste infrastructure (or the lack thereof) that creates or may result in exposure to environmental conditions that can negatively impact public health. IHS staff works closely with Tribal officials to identify sanitation deficiencies and develop projects to address them. For reporting purposes, projects are quantified in terms of the number of projects or project phases, their estimated costs, and the number of homes requiring different types of assistance (water, sewage, solid waste, and operations and maintenance (O&M) equipment and training).

Adequate or Adequacy implies that the sanitation facilities serving an eligible AI/AN home comply with all applicable Federal, State, and local health and environmental laws and regulations and good public health practices. Adequacy also implies that eligible AI/AN homes have piped indoor water and sewer facilities.

Feasible or feasibility implies the economic practicality of constructing the project. Projects that are determined to be economically infeasible are reported as part of the Total Database need, but are not eligible for IHS funding. Funds contributed from other entities can still be used to fund these types of projects.

Health Impact represents the potential for occurrence of a disease or other adverse human health effect directly attributable to the failure or lack of water, sewer, or solid waste facilities. A health hazard is a water, sewer, or solid waste condition that could adversely impact human health. Health impacts and health hazards can vary for different deficiency levels.

Deficiency Level is a numeric categorization of the magnitude of the sanitation deficiency of the facilities in question. The numeric categories are provided under section 302 of the IHClA, codified as amended at 25 U.S.C. § 1632(g)(4), as follows:

Level I: An Indian tribe or community with a sanitation system which complies with all applicable water supply and pollution control laws, and in which the deficiencies relate to routine replacement, repair, or maintenance needs.
Level II: An Indian tribe or community with a sanitation system which complies with all applicable water supply and pollution control laws, and in which the deficiencies relate to capital improvements that are necessary to improve the facilities in order to meet the needs of such tribe or community for domestic sanitation facilities.
Level III: An Indian tribe or community with a sanitation system which has an inadequate or partial water supply and a sewage disposal facility that does not comply with applicable water supply and pollution control laws, or that has no solid waste disposal facility.
Level IV: An Indian tribe or community with a sanitation system which lacks either a safe water supply system or a sewage disposal system.
Level V: An Indian tribe or community that lacks a safe water supply and a sewage disposal system.

IV. Methodology

IHS field-level staff work collaboratively with Tribes to identify sanitation deficiencies and plan and develop projects to address those deficiencies. IHS field-level staff are ideally positioned to complete this work because of their technical training and the relationships they build with the Tribal communities they serve. Methods for identifying sanitation deficiencies include the following:

- Field visits by engineers, environmental health officers, community health representatives, nurses, or by other IHS or Tribal health staff;
- Sanitary surveys;
- Community environmental health profiles;
- Tribal master plans for development;
- Feasibility studies; and
- Geographic Information System (GIS) databases/maps/imagery.

Projects are developed and planned to correct the identified deficiencies. Each IHS Area incorporates Tribal and community preferences, as appropriate, when identifying deficiencies and developing projects. Project planning includes the following activities:

1. Identifying AI/AN homes with sanitation deficiencies;
2. Considering applicable laws and regulations (e.g., Safe Drinking Water Act, Clean Water Act, Resource Conservation and Recovery Act, etc.);
3. Selecting the category and type of facilities needed (water, sewer, solid waste disposal, O&M development) and evaluating alternatives;
4. Identifying and mitigating risks to project implementation, such as those associated with technical design, rights-of-way, and environmental concerns;
5. Reviewing O&M considerations; and
6. Developing an engineering cost estimate (within 10 percent for high-priority projects and within 25 percent for other projects).

IHS staff, in collaboration with Tribes, establish a project's deficiency level (DL) by assessing the lack of, or condition of, existing sanitation facilities serving AI/AN homes. Projects may address a variety of sanitation deficiencies within a particular Tribal community. Each proposed project or project phase will not necessarily bring all of the facilities for a Tribe or community to Level 1 deficiency or better. However, the combination of all projects for a particular community will bring that community to DL 1 or better.

Developed projects are entered into the IHS Sanitation Deficiency System (SDS), a database shared by all 12 IHS Areas, where each IHS Area ranks and orders the proposed projects according to a shared methodology. Under this methodology, points are assigned for each of the following categories:

1. **Health Impact** (0 to 30 points) - Represents the potential for occurrence of a disease or other adverse human health effect directly attributable to the failure of (or lack of) water, sewer, or solid waste disposal facilities.
2. **Project Deficiency Level** (0 to 18 points) - Reflects the deficiency level of facilities to be replaced or modified by the proposed project, as defined in section 302 of the IHClA, codified as amended at 25 U.S.C. § 1632(g)(4).
3. **Adequate Previous Service** (0 to 4 points) - Allows for prioritizing projects that serve communities that have not previously been provided adequate water and sewage facilities through Federal sources (optional category per the Area's guidelines).
4. **Capital Cost** (-20 to 16 points) - Reflects the relative cost per home served by the project compared to similar projects in the Area. Projects with a lower cost per home served receive a higher priority.
5. **O&M Capability** (0 to 16 points) - Reflects the probability that adequate operation and maintenance of the facilities that will be provided through the project.
6. **Contributions** (0 to 8 points) – Allows for prioritization of projects that leverage funding contributions from non-IHS sources (optional category per the Area's guidelines).
7. **Local Tribal Priority** (0 to 16 points) - Reflects the Tribe's documented priorities for their preferred projects.
8. **Local Conditions Factor** (-15 to 0 points) – Allows for adjustment of the project's overall score to compensate for unusual circumstances, such as project sequencing needs and the status of project planning (documentation by the IHS Area is required).

Each IHS Area considers a range of factors in establishing the point values assigned for each category. National guidelines have been developed to help ensure consistent project scoring. Included in these guidelines are detailed instructions on assigning deficiency levels. The SDS was developed with the intention of identifying and reporting the projects required to raise all AI/AN homes and communities to a Level 1 sanitation deficiency (adequate water supply, sanitary sewage, and solid waste disposal facilities) or better as required by the IHClA.

On an annual basis, the 12 IHS Area Offices update the project data that describe their identified sanitation facility needs, prioritize the resulting project list, and submit that data to IHS Headquarters for review and compilation. That data forms the basis for this report.

V. Results

The results of the SDS methodology described in the previous section are summarized below. As depicted by the scaled graphic characterization in Figure 1, at the end of fiscal year (FY) 2016 there were 400,096 AI/AN homes included in the IHS data system, represented by *Circle A*. The area of *Circle B* is a representation of the 171,674 AI/AN homes identified as needing some form of sanitation facility improvement (classified as DL 2, 3, 4 or 5). The area of *Circle C* represents the 122,777 AI/AN homes without access to adequate sanitation facilities (DL 3, 4 or 5). The area of *Circle D* represents the 26,772 AI/AN homes without access to a safe water supply system and/or sewage disposal system (DL 4 and 5). Figure 2 breaks down these same home counts by IHS Area and Deficiency Level.

Figure 1. Universe of AI/AN Homes Requiring Sanitation Facility Improvements

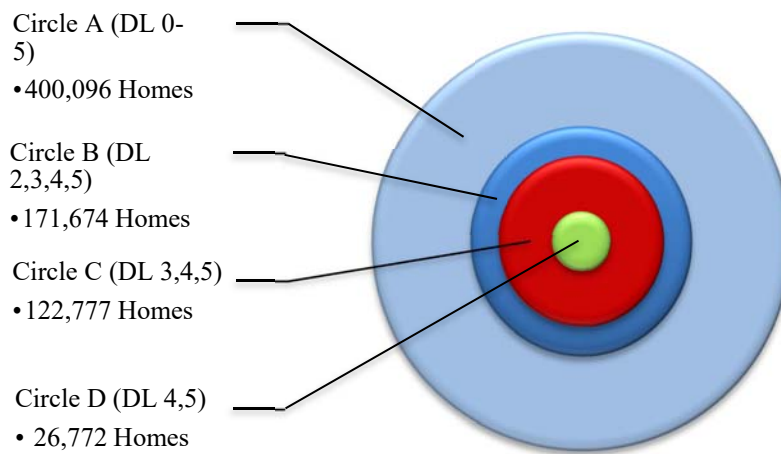
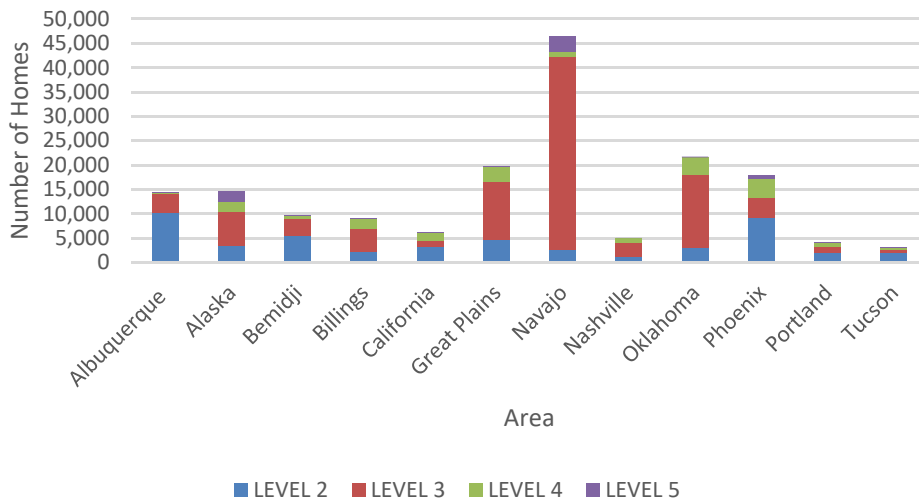
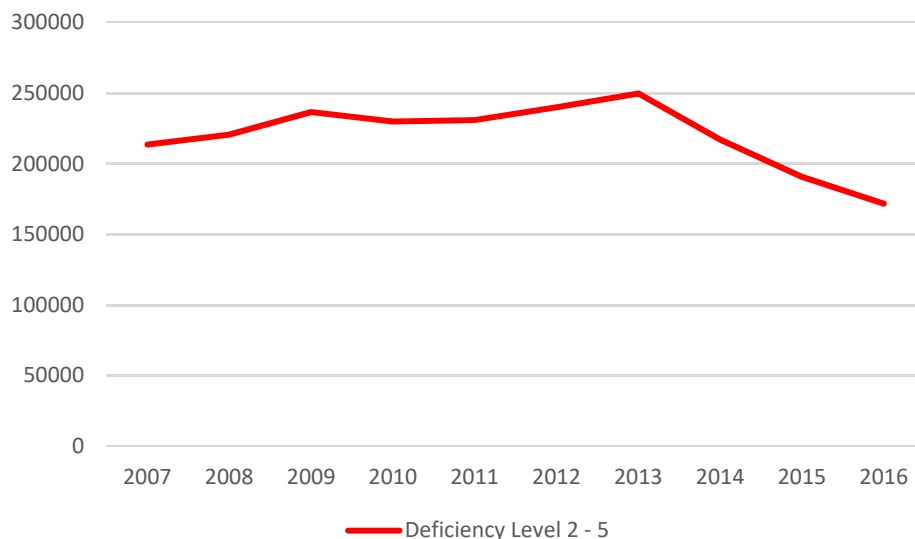


Figure 2. Number of AI/AN Homes Requiring Sanitation Facility Improvements by IHS Area



The number of eligible AI/AN homes with sanitation deficiency levels 2 to 5 has decreased 31% since FY 2013. This decrease is likely attributed to the improved sanitation needs identification and justification by SFC Program staff, along with project funding to address sanitation deficiencies at eligible AI/AN homes. In FY 2014, a program-wide focus was made to ensure projects identifying sanitation facility needs included in the Sanitation Deficiency System were properly documented and scored according to program guidelines. This effort continued through FY 2016. Figure 3 shows the trends in total number of eligible AI/AN homes with sanitation deficiency levels 2 to 5 over the last ten years.

Figure 3. Total Eligible AI/AN Homes with Sanitation Deficiency Levels 2 to 5



The IHS SFC Program has compiled two estimates of the costs to address sanitation deficiencies at these homes:

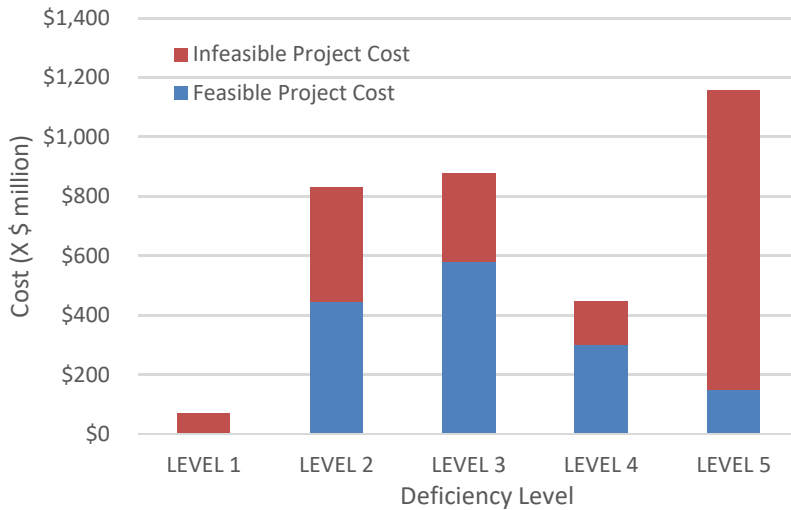
- 1) The Total Database Estimate includes all projects listed in the SDS without regard to economic feasibility, and
- 2) The Feasible Project Cost Estimate, a subset of the Total Database Estimate, which includes only those projects considered economically feasible.

The appendix to this report contains the priority order listing by IHS Areas of all projects in the total database. Projects that are not economically feasible have been indicated as such in this listing.

Capital costs, O&M costs, and O&M capability are evaluated as part of project planning and the priority scoring process. The feasible project cost estimate forms the basis for the IHS Funding Plan, which is used for developing budget requests and for allocating appropriated funds to the 12 IHS Areas.

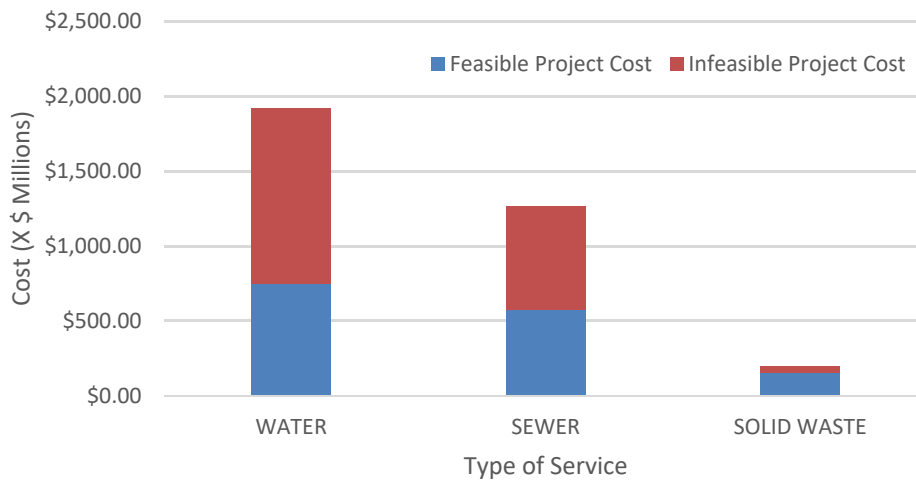
Projects with high capital costs on a per-home basis are considered infeasible and are not considered when allocating appropriated funds to the Areas by IHS Headquarters. All projects are re-evaluated annually to determine whether the costs and priority scoring factors have changed. In FY 2016 the total database of Agency-identified sanitation deficiencies included 2,381 projects. Of this total, 1,850 projects were feasible and 531 projects were infeasible. Below displays the project cost information summarized by deficiency level (Figure 4) and type of service (Figure 5).

Figure 4. Estimated Cost to Address Sanitation Deficiencies by Deficiency Level



Note: Total Database Cost = (Feasible Project Cost) + (Infeasible Project Cost)

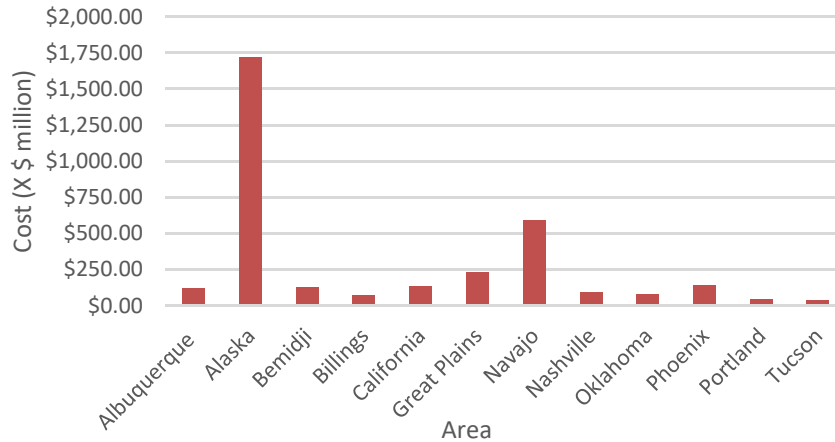
Figure 5. Estimated Cost to Address Sanitation Deficiencies by Type of Service.



Note: Total Database Cost = (Feasible Project Cost) + (Infeasible Project Cost)

At the end of FY 2016, the Total Database Cost to raise all Indian Tribes and communities to the DL 1 classification was in excess of \$3.38 billion. Figure 6 shows the Total Database Cost broken down by IHS Area.

Figure 6: Total Database Cost to Raise Indian Tribes and Communities to a Deficiency Level 1

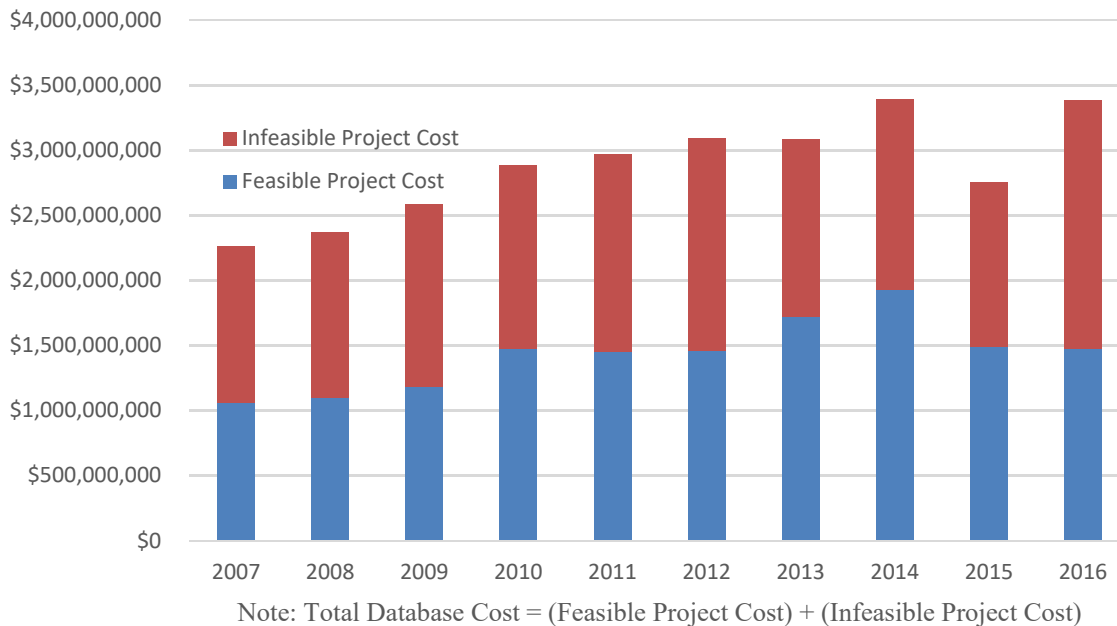


At the end of FY 2016, the SDS data revealed \$0.071 billion would be required to raise all Indian Tribes and communities from a DL 1 to a DL 0. The DL 0 indicates that sanitation facilities are adequate, and all routine maintenance needs have been addressed. However, given the limited IHS program staffing resources available to capture sanitation facilities needs, plan/design projects, oversee construction, and provide technical assistance with operations and maintenance, this estimate is understated. The SFC Program is currently undertaking an effort to estimate through an alternative method for the O&M cost needs.

Costs for providing piped water and sewer facilities to AI/AN homes located in remote locations with harsh climates and unusual subsurface conditions are extremely high. The SFC Program recognizes that piped water and sewer projects for these homes are not currently economically feasible, and while these piped water and sewer projects are included in the Total Database Estimate, they are not included in the IHS Feasible Project Cost Estimate. At the end of FY 2016, the Feasible Project Cost Estimate was \$1.48 billion.

A summary of costs for FYs 2007 – 2016 is provided in Figure 7 below:

Figure 7: 10-Year SDS Project Cost Estimates - FY 2007 through FY 2016



The IHS may still support the planning, design, and construction of projects that are infeasible, typically as a result of funding contributions from other Federal agencies and/or Tribal sources. The SFC Program has provided and will continue to provide eligible AI/AN homes with other less costly types of sanitation facilities (e.g., offsite watering points and sewer haul systems). The SFC Program will also continue to track and estimate project costs to serve these homes with piped water and sewer systems.

The cost of the needed facilities to address all sanitation deficiencies has historically had an upward trend as shown in Figure 7. The increasing cost of addressing sanitation deficiencies reflects the effects of inflation, changes resulting from factors such as new regulations, changes in the number of eligible homes, new Tribes gaining Federal recognition, and the deterioration of previously-installed facilities. In FY 2016, the total cost of sanitation facilities to address all needs in Indian Country increased by \$0.631 billion over the FY 2015 level. Program staff will continue to work with their tribal counterparts to improve the reporting of sanitation deficiencies, which may contribute to fluctuations in the total cost estimate in future years.

VI. Appendix

{See attached PDF 2016 Annual Report of Sanitation Deficiency Levels}

**Indian Health Service
2016 Annual Report of Sanitation Deficiency Levels**

IHS Area: Alaska (AN)

Area	State	Project No.	Project Name	Project DL	Area Priority	Project Cost	Cumulative Project Cost
AN	ALASKA	AK02025-1001	SAXMAN - New Raw Water Source	4	1	\$ 1,878,139	\$ 1,878,139
AN	ALASKA	AK22741-5201	AMBLER - Unserved Homes	5	2	\$ 2,494,978	\$ 4,373,117
AN	ALASKA	AK18608-2001	HUGHES - Drainfield Repairs	4	3	\$ 753,178	\$ 5,126,295
AN	ALASKA	AK22749-3002	KOTZEBUE- Swan Lake Loop Water Main Replacement	3	4	\$ 1,346,949	\$ 6,473,244
AN	ALASKA	AK23802-1004	Unalakleet Water Plant Upgrades	2	5	\$ 1,593,613	\$ 8,066,857
AN	ALASKA	AK03510-5001	TUNTUTULIAK: Serve 5 Homes	5	6	\$ 459,280	\$ 8,526,137
AN	ALASKA	AK23800-1002	STEBBINS - Raw Water Intake Upgrades	4	7	\$ 2,054,000	\$ 10,580,137
AN	ALASKA	AK24846-5002	EMMONAK Eight Homes -Services and Plumbing	5	8	\$ 668,526	\$ 11,248,663
AN	ALASKA	AK03485-2004	BETHEL - Lift Station Controls and 1 Replacement	3	9	\$ 900,000	\$ 12,148,663
AN	ALASKA	AK03511-2002	Atmautluak - Lift Station Replacement	4	10	\$ 786,378	\$ 12,935,041
AN	ALASKA	AK03498-1101	Mekoryuk Water Source Upgrade	3	11	\$ 75,900	\$ 13,010,941
AN	ALASKA	AK24852-3004	Mt Village - 3a(i) - water main replacement	3	12	\$ 1,091,332	\$ 14,102,273
AN	ALASKA	AK20703-5003	BEAVER - Serve Two Homes	3	13	\$ 189,244	\$ 14,291,517
AN	ALASKA	AK15437-5001	LEVELOCK - Wells and On-site Septic Systems for unserved homes	4	14	\$ 1,224,330	\$ 15,515,847
AN	ALASKA	AK18619-2001	Rampart - Sewer Lagoon Repairs	4	15	\$ 954,443	\$ 16,470,290
AN	ALASKA	AK03493-2001	KIPNUK - Honeybucket Lagoon Closure	4	16	\$ 700,000	\$ 17,170,290
AN	ALASKA	AK03501-1001	NEWTOK - Washeteria Upgrades	4	17	\$ 190,000	\$ 17,360,290
AN	ALASKA	AK22742-5003	Buckland Service Lines and Plumbing for Two homes	5	18	\$ 225,417	\$ 17,585,707
AN	ALASKA	AK19662-1002	BIRCH CREEK - Water Intake Rehabilitation	4	19	\$ 359,563	\$ 17,945,270
AN	ALASKA	AK20704-5201	CHALKYITSIK - WTP, Washeteria & WST Upgrades	4	20	\$ 994,790	\$ 18,940,060
AN	ALASKA	AK03498-5002	MEKORYUK Sewer, Washeteria Improvements	3	21	\$ 795,000	\$ 19,735,060
AN	ALASKA	AK23790-1002	KOYUK - New Water Treatment Plant	4	22	\$ 2,492,241	\$ 22,227,301
AN	ALASKA	AK15433-2001	Koliganek - Community Lift Station	3	23	\$ 1,055,926	\$ 23,283,227
AN	ALASKA	AK09285-1001	NANWALEK - WTP Upgrades	3	24	\$ 109,000	\$ 23,392,227
AN	ALASKA	AK22744-2001	DEERING - Existing Lagoon Upgrades	3	25	\$ 1,420,000	\$ 24,812,227
AN	ALASKA	AK22749-2003	KOTZEBUE- Terminal Lift Stations Replacement CIP PER	4	26	\$ 1,615,632	\$ 26,427,859
AN	ALASKA	AK08141-2001	CHENEGA BAY - Sewer Sludge Disposal Facility	4	27	\$ 996,548	\$ 27,424,407
AN	ALASKA	AK17559-9001	Chuathbaluk - Solid Waste	3	28	\$ 250,268	\$ 27,674,675
AN	ALASKA	AK03503-9002	NUNAPITCHUK - Solid Waste Burn Units	3	29	\$ 134,613	\$ 27,809,288
AN	ALASKA	AK20703-5002	BEAVER - Water Plant and Utilidor Upgrades	3	30	\$ 302,670	\$ 28,111,958
AN	ALASKA	AK06107-1001	YAKUTAT - Well and Pumphouse Upgrade	2	31	\$ 228,067	\$ 28,340,025
AN	ALASKA	AK03482-5002	Akiachak Phase 2 Piped Water & Sewer - East Side CIP	5	32	\$ 5,411,250	\$ 33,751,275
AN	ALASKA	AK03482-5003	Akiachak In-home Plumbing	5	33	\$ 5,411,250	\$ 39,162,525
AN	ALASKA	AK15442-2001	NONDALTON - Lift Station Replacement	2	34	\$ 813,261	\$ 39,975,786
AN	ALASKA	AK22741-1002	AMBLER - Well Protection	3	35	\$ 300,000	\$ 40,275,786
AN	ALASKA	AK24852-3003	Mt Village - Phase 3A(ii) West Peterson water main replacement	3	36	\$ 982,997	\$ 41,258,783
AN	ALASKA	AK24852-1107	Mountain Village - water storage phase 2 (5b)	3	37	\$ 1,189,442	\$ 42,448,225
AN	ALASKA	AK15437-2003	LEVELOCK - Septic Tank Pumper Truck	2	38	\$ 209,000	\$ 42,657,225
AN	ALASKA	AK03493-1002	KIPNUK - Reservoir Recharge System	4	39	\$ 4,525,181	\$ 47,182,406
AN	ALASKA	AK15442-1002	NONDALTON - Well Upgrades & Raw Water Main	3	40	\$ 432,377	\$ 47,614,783
AN	ALASKA	AK20703-9004	Beaver - Solid Waste	3	41	\$ 122,400	\$ 47,737,183
AN	ALASKA	AK01003-2003	KLAWOCK - WW system upgrades	2	42	\$ 258,700	\$ 47,995,883

**Indian Health Service
2016 Annual Report of Sanitation Deficiency Levels**

AN	ALASKA	AK22747-5202	KIVALINA - In Home Low Water Use PH2	5	43	\$	3,493,116	\$	51,488,999
AN	ALASKA	AK17551-5001	Lime Village Wells and Septics	5	44	\$	2,676,755	\$	54,165,754
AN	ALASKA	AK18619-5004*	RAMPART - Piped Water and Sewer Facilities	5	45	\$	9,536,055	\$	63,701,809
AN	ALASKA	AK23790-1003	KOYUK - New Water Storage Tank	3	46	\$	1,500,000	\$	65,201,809
AN	ALASKA	AK23804-1102	WHITE MOUNTAIN - CIP - Water Storage Tank	3	47	\$	1,364,300	\$	66,566,109
AN	ALASKA	AK23784-1001	ELIM - Water Storage Tank	3	48	\$	2,026,640	\$	68,592,749
AN	ALASKA	AK15441-1001	New Stuyahok water treatment plant	3	49	\$	3,701,939	\$	72,294,688
AN	ALASKA	AK15451-3003	TOGIAC East Loop Water Main Upgrades (Ph. 1)	3	50	\$	4,440,705	\$	76,735,393
AN	ALASKA	AK14362-9002	ATKA - Solid Waste Upgrade	3	51	\$	94,875	\$	76,830,268
AN	ALASKA	AK18620-2001	RUBY - Community Sludge Disposal Facility	3	52	\$	1,003,000	\$	77,833,268
AN	ALASKA	AK14369-2001	FALSE PASS- Septic Pumper Trailer	3	53	\$	223,963	\$	78,057,231
AN	ALASKA	AK03485-2006	Bethel - Lagoon Upgrades CIP	3	54	\$	2,221,083	\$	80,278,314
AN	ALASKA	AK06103-9008	Hoonah - Solid Waste	3	55	\$	61,200	\$	80,339,514
AN	ALASKA	AK24857-9002	ST. MARY'S - Landfill Upgrade	3	56	\$	1,128,133	\$	81,467,647
AN	ALASKA	AK24849-2001	Hooper Bay Wastewater Lagoon Expansion	4	57	\$	4,634,214	\$	86,101,861
AN	ALASKA	AK14372-9001	KING COVE - Landfill Incinerator	3	58	\$	158,981	\$	86,260,842
AN	ALASKA	AK24844-9006	Chevak - Solid Waste	3	59	\$	117,700	\$	86,378,542
AN	ALASKA	AK01002-9005	HYDABURG - Solid Waste	3	60	\$	61,200	\$	86,439,742
AN	ALASKA	AK22750-4003	NOATAK - Sludge Pumper Truck	3	61	\$	209,000	\$	86,648,742
AN	ALASKA	AK03507-2001	TUNUNAK: Community Drainfield for Wash/Clinic/FTH	4	62	\$	347,206	\$	86,995,948
AN	ALASKA	AK18609-5001	HUSLIA - Water and Sewer for Thirteen Homes CIP	5	63	\$	1,527,546	\$	88,523,494
AN	ALASKA	AK03486-5999*	Chefornak - Comprehensive Piped System	5	64	\$	39,813,300	\$	128,336,794
AN	ALASKA	AK23797-9003	Shaktoolik - Solid Waste	3	65	\$	89,125	\$	128,425,919
AN	ALASKA	AK18601-9003	ALLAKAKET - Landfill Upgrades	3	66	\$	250,000	\$	128,675,919
AN	ALASKA	AK03495-9001	Kwethluk - Solid Waste	3	67	\$	1,340,313	\$	130,016,232
AN	ALASKA	AK04061-5001	ANGOON Front Street W/S Replacement	2	68	\$	1,502,000	\$	131,518,232
AN	ALASKA	AK17543-5101	Crooked Creek - Wells and Septics	5	69	\$	2,757,677	\$	134,275,909
AN	ALASKA	AK06103-2001	HOONAH - Wastewater Treatment Plant CIP	4	70	\$	4,750,420	\$	139,026,329
AN	ALASKA	AK22751-2001	NOORVIK - New Sewage Lagoon	4	71	\$	4,841,792	\$	143,868,121
AN	ALASKA	AK23786-9002	Golovin - Landfill Improvements	3	72	\$	291,748	\$	144,159,869
AN	ALASKA	AK06104-9003	KLUKWAN - Solid Waste	3	73	\$	186,875	\$	144,346,744
AN	ALASKA	AK23800-9004	STEBBINS - Solid Waste Site Improvements	3	74	\$	325,665	\$	144,672,409
AN	ALASKA	AK19673-9004	TETLIN - SW Landfill Improvements	3	75	\$	193,800	\$	144,866,209
AN	ALASKA	AK22751-9004	NOORVIK - Landfill Upgrades	2	76	\$	205,485	\$	145,071,694
AN	ALASKA	AK22751-2005	NOORVIK - Lift Station Upgrades	2	77	\$	162,553	\$	145,234,247
AN	ALASKA	AK14365-3002	Chignik Bay - Water distribution system improvements	2	78	\$	263,175	\$	145,497,422
AN	ALASKA	AK22749-1006	KOTZEBUE- Water Treatment Plant Replacement	2	79	\$	6,150,000	\$	151,647,422
AN	ALASKA	AK03505-5999*	Oscarville - Comprehensive Piped System	5	80	\$	12,777,800	\$	164,425,222
AN	ALASKA	AK17562-5999*	Stony River - Comprehensive Piped System	5	81	\$	19,255,800	\$	183,681,022
AN	ALASKA	AK17556-5002	Nikolai Water - Water and Sewer Improvements	4	82	\$	1,703,961	\$	185,384,983
AN	ALASKA	AK15455-1002	Kokhanok- Water treatment plant	4	83	\$	3,525,897	\$	188,910,880
AN	ALASKA	AK15429-3003*	IGIUGIG - Water Main Extension	4	84	\$	665,768	\$	189,576,648
AN	ALASKA	AK24852-9009	Mt Village - New Landfill (Solid Waste)	3	85	\$	971,383	\$	190,548,031
AN	ALASKA	AK13323-9002	AKHIOK - Solid Waste Site Improvements Project	3	86	\$	196,267	\$	190,744,298
AN	ALASKA	AK15455-2003	Kokhanok- sewer lagoon expansion	3	87	\$	700,573	\$	191,444,871
AN	ALASKA	AK17541-2002	ANIAC - Lagoon Expansion	3	88	\$	3,724,800	\$	195,169,671
AN	ALASKA	AK15441-9002	New Stuyahok Solid Waste	2	89	\$	242,230	\$	195,411,901

**Indian Health Service
2016 Annual Report of Sanitation Deficiency Levels**

AN	ALASKA	AK22741-5003*	AMBLER - SE Unservd Homes	5	90	\$	4,052,499	\$	199,464,400
AN	ALASKA	AK03503-2001	Nunapitchuk East and West Lagoons Improvements	3	91	\$	1,467,810	\$	200,932,210
AN	ALASKA	AK18611-5001	KALTAG - Phase 2 Water & Sewer	3	92	\$	2,200,000	\$	203,132,210
AN	ALASKA	AK03493-9003	KIPNUK - Solid Waste Landfill	3	93	\$	757,911	\$	203,890,121
AN	ALASKA	AK03496-1004	Kwigillingok Water Tank Repair	3	94	\$	347,900	\$	204,238,021
AN	ALASKA	AK23798-9003	SHISHMAREF - Solid Waste Site Upgra	3	95	\$	424,436	\$	204,662,457
AN	ALASKA	AK06103-4003	HOONAH - Sewer I&I and Main Repair	2	96	\$	1,463,000	\$	206,125,457
AN	ALASKA	AK06103-2007	HOONAH - Sludge Lagoon Liner Repair Project	2	97	\$	315,000	\$	206,440,457
AN	ALASKA	AK22748-5001	KOBUK - Water Source & Lift Station Modifications	2	98	\$	266,254	\$	206,706,711
AN	ALASKA	AK22748-4005	KOBUK - Sewer Manhole Realignment & Drainfield Inpection/Testing	2	99	\$	52,234	\$	206,758,945
AN	ALASKA	AK03497-9001	Quinhagak - Solid Waste Dumpsters	2	100	\$	176,715	\$	206,935,660
AN	ALASKA	AK03508-9002	TOKSOOK BAY - Landfill	2	101	\$	258,124	\$	207,193,784
AN	ALASKA	AK23804-2001	WHITE MOUNTAIN - Lift Station Improvements	2	102	\$	195,051	\$	207,388,835
AN	ALASKA	AK22746-5003*	KIANA - Taylor Road Water and Sewer Extension	5	103	\$	2,860,000	\$	210,248,835
AN	ALASKA	AK03508-1201	TOKSOOK BAY - Additional Well	4	104	\$	3,789,553	\$	214,038,388
AN	ALASKA	AK15451-5004	TOGIAK West Loop #2 W/S Upgrade (Ph. 2)	3	105	\$	8,101,113	\$	222,139,501
AN	ALASKA	AK06107-2104	YAKUTAT - Secondary Wastewater Treatment	3	106	\$	4,639,809	\$	226,779,310
AN	ALASKA	AK15442-1003	NONDALTON - Water Storage Tank & Concrete Foundation	3	107	\$	3,908,867	\$	230,688,177
AN	ALASKA	AK14365-9004	Chignik Bay - Solid Waste	3	108	\$	269,676	\$	230,957,853
AN	ALASKA	AK24844-4002	Chevak - Vacuum Sewer Valve Replacement Project	2	109	\$	957,318	\$	231,915,171
AN	ALASKA	AK20709-1003	VENETIE: Water Treatment Plant/Washeteria	4	110	\$	5,818,013	\$	237,733,184
AN	ALASKA	AK22746-2002	KIANA - Sewage Lagoon Relocation	3	111	\$	4,880,000	\$	242,613,184
AN	ALASKA	AK03509-1001	TULUKSAK - Connect Water Source; Watering Point	4	112	\$	3,385,484	\$	245,998,668
AN	ALASKA	AK04061-9004	ANGOON Landfill Improvements	3	113	\$	155,400	\$	246,154,068
AN	ALASKA	AK18611-9003	KALTAG - Solid Waste Improvements	3	114	\$	151,410	\$	246,305,478
AN	ALASKA	AK22744-2003	DEERING - Lagoon Marine Outfall	3	115	\$	1,517,000	\$	247,822,478
AN	ALASKA	AK12295-3001	TYONEK - Water Main and Service Replacement	3	116	\$	601,046	\$	248,423,524
AN	ALASKA	AK18606-1004	GALENA - Backup Ground Water Source	2	117	\$	1,500,000	\$	249,923,524
AN	ALASKA	AK23796-1001	Savoonga - Water Storage Tank	2	118	\$	1,305,000	\$	251,228,524
AN	ALASKA	AK18606-5002*	GALENA - First Time Water and Sewer Facilities for Two Homes and Water Main Extension	5	119	\$	1,148,475	\$	252,376,999
AN	ALASKA	AK22750-3005	NOATAK - West Water Loop Main Replacement	3	120	\$	2,245,000	\$	254,621,999
AN	ALASKA	AK15442-3004	NONDALTON - Water Distribution System Upgrades	3	121	\$	2,689,948	\$	257,311,947
AN	ALASKA	AK23785-1202	GAMBELL - Horizontal Well and Line	2	122	\$	1,775,763	\$	259,087,710
AN	ALASKA	AK03500-9004	NAPASKIAK - Solid Waste Impvts	3	123	\$	619,605	\$	259,707,315
AN	ALASKA	AK03482-9004	AKIACHAK - Solid Waste	3	124	\$	1,434,821	\$	261,142,136
AN	ALASKA	AK23795-1001	ST. MICHAEL - WST Rehabilitation	3	125	\$	2,203,314	\$	263,345,450
AN	ALASKA	AK15446-4002	Pilot Point Buried Sewer collection replacement	3	126	\$	1,025,500	\$	264,370,950
AN	ALASKA	AK14367-9004	Chignik Lake - Solid Waste Improvements	2	127	\$	112,734	\$	264,483,684
AN	ALASKA	AK03042-2002	KAKE - Primary WW Treatment Expansion	2	128	\$	970,000	\$	265,453,684
AN	ALASKA	AK24856-1106	Russian Mission - WST Rehab	2	129	\$	225,000	\$	265,678,684
AN	ALASKA	AK24844-1103	Chevak Water Treatment Plant Upgrades	2	130	\$	1,570,115	\$	267,248,799
AN	ALASKA	AK15437-1002	LEVELOCK - Washeteria Upgrades	2	131	\$	398,200	\$	267,646,999
AN	ALASKA	AK20701-5999*	Arctic Village - Comprehensive Piped System	5	132	\$	44,567,300	\$	312,214,299
AN	ALASKA	AK17560-5001*	SHAGELUK - Community Piped Water & Sewer System	5	133	\$	13,778,380	\$	325,992,679
AN	ALASKA	AK03510-5099*	Tuntutuliak - Comprehensive Piped System	5	134	\$	44,937,200	\$	370,929,879
AN	ALASKA	AK22747-5305	KIVALINA - Washeteria and Wastewater Plant	5	135	\$	3,217,344	\$	374,147,223
AN	ALASKA	AK13329-3003	OLD HARBOR - Water Distribution Replacement	3	136	\$	3,663,555	\$	377,810,778

**Indian Health Service
2016 Annual Report of Sanitation Deficiency Levels**

AN	ALASKA	AK22748-5104	KOBUK - Water and Sewer Service Line Repairs	2	137	\$	205,200	\$	378,015,978
AN	ALASKA	AK03488-2004	Eek - Honey bucket lagoon closure	4	138	\$	2,153,827	\$	380,169,805
AN	ALASKA	AK12291-2003	PORT GRAHAM - Outfall Consolidation	4	139	\$	4,475,555	\$	384,645,360
AN	ALASKA	AK22753-5104	Selawik - WTP & Heat Trace Improvements	2	140	\$	294,085	\$	384,939,445
AN	ALASKA	AK22753-1002	Selawik - New Intake & Trans. Line	2	141	\$	1,025,750	\$	385,965,195
AN	ALASKA	AK08152-2004	TATITLEK - Outfall Rehabilitation	2	142	\$	310,000	\$	386,275,195
AN	ALASKA	AK08152-1103	TATITLEK - Intake Gallery Restoration	2	143	\$	210,000	\$	386,485,195
AN	ALASKA	AK01002-2003	HYDABURG - Sewage Treatment	2	144	\$	1,100,000	\$	387,585,195
AN	ALASKA	AK03500-5001	Napaskiak FTH New Services - 5 Homes	5	145	\$	450,000	\$	388,035,195
AN	ALASKA	AK23785-4006*	GAMBELL -Extend Sewer to Old Village	4	146	\$	5,953,500	\$	393,988,695
AN	ALASKA	AK23785-3005*	GAMBELL - Extend Water to Old Village	4	147	\$	4,780,000	\$	398,768,695
AN	ALASKA	AK23800-5999*	Stebbins - Comprehensive Piped System	5	148	\$	56,036,200	\$	454,804,895
AN	ALASKA	AK23801-5999*	Teller - Comprehensive Piped System	5	149	\$	34,336,800	\$	489,141,695
AN	ALASKA	AK14367-1003	Chignik Lake - Water Treatment Plant	3	150	\$	3,140,000	\$	492,281,695
AN	ALASKA	AK23797-1102	Shaktoolik - WST replacement	3	151	\$	2,600,000	\$	494,881,695
AN	ALASKA	AK17541-9001	ANIAC - Landfill Improvments	3	152	\$	78,650	\$	494,960,345
AN	ALASKA	AK17560-9002	SHAGELUK - Landfill Upgrades	3	153	\$	570,000	\$	495,530,345
AN	ALASKA	AK02025-4002	SAXMAN - Sewage Outfall Elimination CIP	3	154	\$	2,461,728	\$	497,992,073
AN	ALASKA	AK17547-9005	Grayling Solid Waste Improvements	2	155	\$	80,300	\$	498,072,373
AN	ALASKA	AK23790-4004	KOYUK - Sewer Collection Imp.	2	156	\$	506,283	\$	498,578,656
AN	ALASKA	AK24852-1008	Mt Village -- Replace Middle Pump House Buidling	2	157	\$	1,102,322	\$	499,680,978
AN	ALASKA	AK15428-2002	EKWOK - Lift Station Upgrades	2	158	\$	300,000	\$	499,980,978
AN	ALASKA	AK18624-5999*	Alatna - Comprehensive Piped System	5	159	\$	17,667,200	\$	517,648,178
AN	ALASKA	AK23781-5001*	Brevig Mission Water and Sewer	5	160	\$	599,192	\$	518,247,370
AN	ALASKA	AK03494-5999*	Kongiganak - Comprehensive Piped System	5	161	\$	64,341,400	\$	582,588,770
AN	ALASKA	AK03507-5999*	Tununak - Comprehensive Piped System	5	162	\$	32,522,500	\$	615,111,270
AN	ALASKA	AK03521-1001*	Mertarvik - Water Treatment Plant & Washeteria	5	163	\$	2,670,000	\$	617,781,270
AN	ALASKA	AK14375-5001	NIKOLSKI-WTP & Sewage Disposal Upgrades	4	164	\$	2,000,000	\$	619,781,270
AN	ALASKA	AK24852-1106	Mt Village - Phase 1 (middle) water storage tank (5a)	3	165	\$	1,189,442	\$	620,970,712
AN	ALASKA	AK08149-1101	GULKANA - Water Storage Tank Foundation	3	166	\$	603,000	\$	621,573,712
AN	ALASKA	AK22751-5103	NOORVIK - Utilidor Replacement	2	167	\$	2,239,309	\$	623,813,021
AN	ALASKA	AK03511-1003	Atmautluak - Washeteria/WTP Improvements	3	168	\$	1,213,598	\$	625,026,619
AN	ALASKA	AK24841-9001	ALAKANUK - Solid Waste Improvements .	3	169	\$	1,668,811	\$	626,695,430
AN	ALASKA	AK23798-1002	Shishmaref - Water Storage Tank Improvements	2	170	\$	405,000	\$	627,100,430
AN	ALASKA	AK24856-5002	Russian Mission - Water and sewer system upgrades	2	171	\$	915,000	\$	628,015,430
AN	ALASKA	AK15451-1006	TOGIAC - WST Improvements	2	172	\$	250,000	\$	628,265,430
AN	ALASKA	AK20704-5999*	Chalkyitsik - Comprehensive Piped System	5	173	\$	33,176,500	\$	661,441,930
AN	ALASKA	AK17543-5999*	Crooked Creek - Comprehensive Piped System	5	174	\$	30,829,400	\$	692,271,330
AN	ALASKA	AK03493-5999*	Kipnuk - Comprehensive Piped Plan	5	175	\$	50,054,600	\$	742,325,930
AN	ALASKA	AK03502-5999*	Nightmute - Comprehensive Piped System	4	176	\$	26,399,700	\$	768,725,630
AN	ALASKA	AK03506-5999*	Platinum - Comprehensive Piped System	5	177	\$	15,728,300	\$	784,453,930
AN	ALASKA	AK20709-5999*	Venetie - Comprehensive Piped System	5	178	\$	42,675,000	\$	827,128,930
AN	ALASKA	AK06103-5002*	HOONAH - Wtr & Swr Extension and Replacement	3	179	\$	2,038,000	\$	829,166,930
AN	ALASKA	AK21859-1002	Nunam Iqua - WTP Upgrade	3	180	\$	866,100	\$	830,033,030
AN	ALASKA	AK17547-3101	Grayling - Dist System Replacement Ph 1	3	181	\$	2,830,469	\$	832,863,499
AN	ALASKA	AK17547-4003	Grayling - Sewer Improvements	3	182	\$	2,190,474	\$	835,053,973
AN	ALASKA	AK15433-2003	Koliganek - Onsite Septic Systems, 10 Homes	3	183	\$	600,000	\$	835,653,973

**Indian Health Service
2016 Annual Report of Sanitation Deficiency Levels**

AN	ALASKA	AK23800-5101	STEBBINS - Washeteria Expansion	5	184	\$	2,902,275	\$	838,556,248
AN	ALASKA	AK22751-2002	NOORVIK - Sewage Lagoon Closure	3	185	\$	1,002,225	\$	839,558,473
AN	ALASKA	AK03496-9006	Kwigillingok Solid Waste Landfill Upgrades	3	186	\$	855,000	\$	840,413,473
AN	ALASKA	AK24844-2001	Chevak - Sewage Lagoon	3	187	\$	4,468,624	\$	844,882,097
AN	ALASKA	AK17552-9002	LOW. KALSKAG - Solid Waste Facility	3	188	\$	1,647,769	\$	846,529,866
AN	ALASKA	AK02025-3003	SAXMAN - Water Distribution Replacement	3	189	\$	1,709,981	\$	848,239,847
AN	ALASKA	AK12291-9004	PORT GRAHAM - Solid Waste Facility	3	190	\$	1,681,633	\$	849,921,480
AN	ALASKA	AK09285-9004*	NANWALEK - Solid Waste and Transfer Stn Facility	3	191	\$	2,869,882	\$	852,791,362
AN	ALASKA	AK15455-4001	Kokhanok sludge pumper truck	2	192	\$	230,144	\$	853,021,506
AN	ALASKA	AK14366-5002	Chignik Lagoon - Backup water source and distribution improvements	2	193	\$	419,870	\$	853,441,376
AN	ALASKA	AK17549-1003	HOLY CROSS: Primary Community Well	2	194	\$	981,384	\$	854,422,760
AN	ALASKA	AK03486-1002*	CHEFORNAK - Washeteria, WST, Watering Points (VSW CIP)	5	195	\$	710,002	\$	855,132,762
AN	ALASKA	AK18601-5999*	Allakaket - Comprehensive Piped System	5	196	\$	53,250,500	\$	908,383,262
AN	ALASKA	AK03511-5999*	Atmauthluak - Comprehensive Piped System	5	197	\$	27,517,600	\$	935,900,862
AN	ALASKA	AK20708-5999*	Stevens Village - Comprehensive Piped System	5	198	\$	36,546,500	\$	972,447,362
AN	ALASKA	AK03502-5003	NIGHTMUTE - Washeteria	3	199	\$	2,496,000	\$	974,943,362
AN	ALASKA	AK13330-3001	OUZINKIE - Water Main Replacement	2	200	\$	2,100,000	\$	977,043,362
AN	ALASKA	AK06107-9005	Yakutat - Solid Waste	3	201	\$	60,000	\$	977,103,362
AN	ALASKA	AK18622-2003	TANANA - Sewage Lagoon Upgrade	3	202	\$	347,722	\$	977,451,084
AN	ALASKA	AK01002-1001	HYDABURG - New Water Storage Tanks	3	203	\$	2,976,011	\$	980,427,095
AN	ALASKA	AK18618-9003	NULATO - Solid Waste	3	204	\$	1,896,949	\$	982,324,044
AN	ALASKA	AK15438-3002	MANOKOTAK - OLD VILLAGE Water Main Repai	3	205	\$	2,140,000	\$	984,464,044
AN	ALASKA	AK12295-2003	TYONEK - Sludge Lagoon Upgrade	2	206	\$	995,000	\$	985,459,044
AN	ALASKA	AK20705-5999*	Circle - Comprehensive Piped System	5	207	\$	40,654,000	\$	1,026,113,044
AN	ALASKA	AK17563-5999*	Takotna - Comprehensive Piped System	5	208	\$	31,918,500	\$	1,058,031,544
AN	ALASKA	AK19673-5999*	Tetlin - Comprehensive Piped Systems	5	209	\$	25,362,900	\$	1,083,394,444
AN	ALASKA	AK03509-5999*	Tuluksak - Comprehensive Piped System	5	210	\$	35,989,600	\$	1,119,384,044
AN	ALASKA	AK23803-5999*	Wales Comprehensive Piped Systems	5	211	\$	18,332,000	\$	1,137,716,044
AN	ALASKA	AK17542-5002	ANVIK Water and Sewer Project	2	212	\$	1,809,672	\$	1,139,525,716
AN	ALASKA	AK23795-9002	ST. MICHAEL - Solid Waste	3	213	\$	310,000	\$	1,139,835,716
AN	ALASKA	AK12295-9002	TYONEK - Landfill Fencing Upgrade	3	214	\$	375,557	\$	1,140,211,273
AN	ALASKA	AK24849-9002	Hooper Bay - Solid Waste	3	215	\$	911,600	\$	1,141,122,873
AN	ALASKA	AK14382-5102	SAND POINT - Old Town W/S	3	216	\$	1,600,000	\$	1,142,722,873
AN	ALASKA	AK22741-9005	AMBLER - New Solid Waste Site	3	217	\$	1,669,973	\$	1,144,392,846
AN	ALASKA	AK24854-9002	PILOT STATION - Solid Waste	3	218	\$	1,816,444	\$	1,146,209,290
AN	ALASKA	AK24854-3001	Pilot Station Water Replacement	3	219	\$	2,008,359	\$	1,148,217,649
AN	ALASKA	AK13329-9002	OLD HARBOR - Solid Waste Facility	2	220	\$	341,625	\$	1,148,559,274
AN	ALASKA	AK15438-4001	MANOKOTAK - OLD VILLAGE Sewer Main Repai	2	221	\$	776,000	\$	1,149,335,274
AN	ALASKA	AK14382-2101	SAND POINT - Lift Station Upgrades	2	222	\$	942,649	\$	1,150,277,923
AN	ALASKA	AK03498-9009	MEKORYUK - Solid Waste Site	2	223	\$	633,617	\$	1,150,911,540
AN	ALASKA	AK23791-5999*	Little Diomed - Comprehensive Piped System	5	224	\$	22,360,400	\$	1,173,271,940
AN	ALASKA	AK03500-5999*	Napaskiak Comprehensive Pipes System	5	225	\$	43,242,900	\$	1,216,514,840
AN	ALASKA	AK23791-1001	Little Diomed Water source development and treatment	4	226	\$	3,614,393	\$	1,220,129,233
AN	ALASKA	AK03499-1001	NAPAKIAK - Waterplant Consolidation	3	227	\$	1,803,202	\$	1,221,932,435
AN	ALASKA	AK13323-1001	AKHIOK - Water Source Improvements Project	3	228	\$	525,000	\$	1,222,457,435
AN	ALASKA	AK03483-9001	Akiak - Solid Waste Improvements	3	229	\$	807,345	\$	1,223,264,780
AN	ALASKA	AK15433-9004	Koliganek - solid waste site	3	230	\$	674,573	\$	1,223,939,353

**Indian Health Service
2016 Annual Report of Sanitation Deficiency Levels**

AN	ALASKA	AK22744-1002	Deering -- Seasonal Water Distribution System	3	231	\$	2,364,885	\$	1,226,304,238
AN	ALASKA	AK22744-9006	Deering - Solid Waste	3	232	\$	904,384	\$	1,227,208,622
AN	ALASKA	AK14369-9003	FALSE PASS- Landfill Upgrades	3	233	\$	540,000	\$	1,227,748,622
AN	ALASKA	AK01008-4002	KASAAN - Sewer Rehabilitation	3	234	\$	824,435	\$	1,228,573,057
AN	ALASKA	AK01008-3001	KASAAN - Water Distribution Replacement	3	235	\$	1,096,375	\$	1,229,669,432
AN	ALASKA	AK19670-5999*	Northway- Comprehensive Piped System	2	236	\$	14,025,500	\$	1,243,694,932
AN	ALASKA	AK14377-1001	Perryville - Water Treatment Plant	4	237	\$	3,966,565	\$	1,247,661,497
AN	ALASKA	AK14369-2002	FALSE PASS- Onsite Wastewater Systems	4	238	\$	970,900	\$	1,248,632,397
AN	ALASKA	AK14367-3001	Chignik Lake - Water storage and distribution improvements	3	239	\$	963,043	\$	1,249,595,440
AN	ALASKA	AK23798-2001	Shishmaref - Sewage Treatment and Collection Upgrades	2	240	\$	2,233,787	\$	1,251,829,227
AN	ALASKA	AK15440-2003	Newhalen - Sewer Lagoon Expansion	3	241	\$	1,154,706	\$	1,252,983,933
AN	ALASKA	AK21859-1003	Nunam Iqua WST	3	242	\$	1,520,000	\$	1,254,503,933
AN	ALASKA	AK03496-2001	Kwigillingok Washeteria Lagoon	4	243	\$	3,354,950	\$	1,257,858,883
AN	ALASKA	AK01002-1102	HYDABURG - New Raw Water Source	4	244	\$	5,989,038	\$	1,263,847,921
AN	ALASKA	AK14377-1002	Perryville - Dam	3	245	\$	2,691,359	\$	1,266,539,280
AN	ALASKA	AK03042-9003	KAKE - Solid Waste	3	246	\$	480,930	\$	1,267,020,210
AN	ALASKA	AK13325-2003	KARLUK - Sewer Lift Station	3	247	\$	795,000	\$	1,267,815,210
AN	ALASKA	AK24850-9003	KOTLIK - New Solid Waste Site	3	248	\$	1,655,061	\$	1,269,470,271
AN	ALASKA	AK13327-4003	LARSEN BAY - Gravity Sewer Main	3	249	\$	1,838,604	\$	1,271,308,875
AN	ALASKA	AK15442-2105	NONDALTON - Sewer Lagoon	3	250	\$	3,822,295	\$	1,275,131,170
AN	ALASKA	AK23796-9002	Savoonga - Solid Waste	3	251	\$	1,718,446	\$	1,276,849,616
AN	ALASKA	AK08152-1001	TATITLEK - WTP Polymer System	2	252	\$	525,000	\$	1,277,374,616
AN	ALASKA	AK03496-5999*	Kwigillingok - Comprehensive Piped System	3	253	\$	55,049,100	\$	1,332,423,716
AN	ALASKA	AK23785-9104	GAMBELL - Solid Waste Improvements	3	254	\$	560,000	\$	1,332,983,716
AN	ALASKA	AK23785-1003	Gambell -Water Plant - Boilers, Pumps, Fuel System, Piping	3	255	\$	1,921,585	\$	1,334,905,301
AN	ALASKA	AK06104-4002	Klukwan - Sewage System Upgrade	3	256	\$	808,250	\$	1,335,713,551
AN	ALASKA	AK24858-9005	SCAMMON BAY - Solid Waste Site	3	257	\$	635,000	\$	1,336,348,551
AN	ALASKA	AK03489-9002	Goodnews Bay - Solid waste site	3	258	\$	1,650,000	\$	1,337,998,551
AN	ALASKA	AK17556-9003	Nikolai - Solid Waste	3	259	\$	982,142	\$	1,338,980,693
AN	ALASKA	AK23781-3002	Brevig Mission Water Transmission Main	2	260	\$	1,020,000	\$	1,340,000,693
AN	ALASKA	AK17556-2101	Nikolai Lift Station Enclosure	2	261	\$	517,645	\$	1,340,518,338
AN	ALASKA	AK18618-5102*	NULATO - Lower Townsite W&S	5	262	\$	4,418,181	\$	1,344,936,519
AN	ALASKA	AK18612-5999*	Koyukuk - Comprehensive Piped Systems	5	263	\$	29,092,100	\$	1,374,028,619
AN	ALASKA	AK13325-1101*	KARLUK - Water Storage Tank and Transmission Line	3	264	\$	1,438,000	\$	1,375,466,619
AN	ALASKA	AK24856-2004	Russian Mission - Sewage Lagoons	4	265	\$	3,614,738	\$	1,379,081,357
AN	ALASKA	AK17550-1001	Upper Kalskag Drinking Water Wells	3	266	\$	1,590,963	\$	1,380,672,320
AN	ALASKA	AK17550-4003	UPPER KALSKAG - Force Main Repair	2	267	\$	339,350	\$	1,381,011,670
AN	ALASKA	AK23781-9004	Brevig Mission - Solid Waste	3	268	\$	100,000	\$	1,381,111,670
AN	ALASKA	AK23790-9007	KOYUK - New Solid Waste Site	3	269	\$	457,000	\$	1,381,568,670
AN	ALASKA	AK15442-9007	NONDALTON - Solid Waste	3	270	\$	500,000	\$	1,382,068,670
AN	ALASKA	AK23785-9007	GAMBELL - Landfill	3	271	\$	2,299,998	\$	1,384,368,668
AN	ALASKA	AK09285-3002	NANWALEK - Water Distro Replacement - Phase II	3	272	\$	1,916,581	\$	1,386,285,249
AN	ALASKA	AK22753-9001	Selawik - New Solid Waste Site	3	273	\$	2,201,636	\$	1,388,486,885
AN	ALASKA	AK22754-9001	SHUNGNAK - New Landfill & Closeout Old LF	3	274	\$	1,886,618	\$	1,390,373,503
AN	ALASKA	AK08152-9002	TATITLEK - Solid Waste Facility	3	275	\$	977,957	\$	1,391,351,460
AN	ALASKA	AK23784-1002	ELIM - Water Treatment/Intake Imp.	2	276	\$	1,320,000	\$	1,392,671,460
AN	ALASKA	AK13330-1002	OUZINKIE - Water Transmission Line	2	277	\$	1,260,000	\$	1,393,931,460

**Indian Health Service
2016 Annual Report of Sanitation Deficiency Levels**

AN	ALASKA	AK03494-9003	KONGIGANAK - Solid Waste	3	278	\$	1,570,483	\$1,395,501,943
AN	ALASKA	AK17551-9002	Lime Village Solid Waste Improvements	3	279	\$	476,850	\$1,395,978,793
AN	ALASKA	AK22746-1001	KIANA - Manganese Removal	2	280	\$	600,000	\$1,396,578,793
AN	ALASKA	AK24861-5003	Marshall - Waste Oil Burner	2	281	\$	40,000	\$1,396,618,793
AN	ALASKA	AK22748-9003	KOBUK - Solid Waste Improvements	2	282	\$	325,315	\$1,396,944,108
AN	ALASKA	AK06107-2002	YAKUTAT - Lift Station Replacement	2	283	\$	2,430,000	\$1,399,374,108
AN	ALASKA	AK19672-2001	Tanacross Sewer Improvements	2	284	\$	800,400	\$1,400,174,508
AN	ALASKA	AK17543-9006	Crooked Creek - Landfill	3	285	\$	673,200	\$1,400,847,708
AN	ALASKA	AK03496-9005	Kwigillingok Closure of Existing Solid Waste Site	3	286	\$	1,247,583	\$1,402,095,291
AN	ALASKA	AK03502-9004	Nightmute - Solid Waste Repairs	3	287	\$	812,500	\$1,402,907,791
AN	ALASKA	AK02024-9006	METLAKATLA - Solid Waste	2	288	\$	2,017,285	\$1,404,925,076
AN	ALASKA	AK22744-2005	DEERING - Vacuum Sewer System Upgrades	2	289	\$	1,200,000	\$1,406,125,076
AN	ALASKA	AK01008-2003	KASAAN - Ocean Outfall Facility	2	290	\$	575,000	\$1,406,700,076
AN	ALASKA	AK22748-1002	KOBUK - WTP Process Upgrades	2	291	\$	792,283	\$1,407,492,359
AN	ALASKA	AK20705-9003	Circle - Solid Waste	3	292	\$	122,500	\$1,407,614,859
AN	ALASKA	AK03511-9004	Atmautluak - Solid Waste	3	293	\$	1,515,441	\$1,409,130,300
AN	ALASKA	AK15438-9003	MANOKOTAK - Solid Waste Equipment	2	294	\$	40,000	\$1,409,170,300
AN	ALASKA	AK23802-9006	Unalakleet - Solid Waste	2	295	\$	343,313	\$1,409,513,613
AN	ALASKA	AK14366-9001	Chignik Lagoon - Solid Waste	2	296	\$	500,000	\$1,410,013,613
AN	ALASKA	AK01002-3004	HYDABURG - Water Distribution Replacement	2	297	\$	1,674,000	\$1,411,687,613
AN	ALASKA	AK24850-5002*	KOTLIK - Water and Sewer Island Sections Ph2	5	298	\$	5,420,000	\$1,417,107,613
AN	ALASKA	AK24850-1001*	KOTLIK - Water Island Sections Ph1	4	299	\$	4,530,000	\$1,421,637,613
AN	ALASKA	AK18622-5002*	TANANA - Connect 5 Homes to Grid	5	300	\$	1,943,779	\$1,423,581,392
AN	ALASKA	AK03507-1002	TUNUNAK - New Washeteria/WTP	2	301	\$	2,500,000	\$1,426,081,392
AN	ALASKA	AK24858-1102	SCAMMON BAY - Water Impoundment	2	302	\$	2,640,000	\$1,428,721,392
AN	ALASKA	AK15422-4002*	Aleknagik Low Pressure Sewer System	3	303	\$	3,847,125	\$1,432,568,517
AN	ALASKA	AK23791-9006	Little Diomedea - Solid Waste	3	304	\$	830,611	\$1,433,399,128
AN	ALASKA	AK03489-2001	Goodnews Bay - Sewer lagoon erosion control	2	305	\$	1,450,000	\$1,434,849,128
AN	ALASKA	AK15429-2001	IGIUGIG - Sewer Lagoon Improvements	2	306	\$	623,462	\$1,435,472,590
AN	ALASKA	AK24856-5007	Russian Mission - Water/Sewer Replacement	2	307	\$	2,187,750	\$1,437,660,340
AN	ALASKA	AK24856-3003	Russian Mission - Upper circ loop	2	308	\$	930,000	\$1,438,590,340
AN	ALASKA	AK24841-5002*	ALAKANUK - Serve Outlying Homes	5	309	\$	1,485,935	\$1,440,076,275
AN	ALASKA	AK03500-5002	Napaskiak FTH Rehabilitation - 20 Homes	5	310	\$	1,800,000	\$1,441,876,275
AN	ALASKA	AK23784-2005	ELIM - Sewer Treatment Imp.	2	311	\$	2,760,000	\$1,444,636,275
AN	ALASKA	AK17561-9001	SLEETMUTE - Solid Waste	2	312	\$	431,408	\$1,445,067,683
AN	ALASKA	AK15451-5005*	TOGIAC West Loop #1 W/S Upgrade (Ph.3)	3	313	\$	7,409,730	\$1,452,477,413
AN	ALASKA	AK15451-2002*	TOGIAC - Bayview Sewage Lagoon	3	314	\$	322,586	\$1,452,799,999
AN	ALASKA	AK03509-9004	TULUKSAK - Solid Waste .	2	315	\$	730,516	\$1,453,530,515
AN	ALASKA	AK24861-5101*	Marshall W&S Phase 9A&B - Water and Sewer pipe replacement	3	316	\$	4,549,285	\$1,458,079,800
AN	ALASKA	AK15450-2001*	South Naknek - Sewer lagoon project	3	317	\$	4,440,000	\$1,462,519,800
AN	ALASKA	AK24857-3001*	ST. MARY'S - Andreafsky Loop Water Main Upgrade	3	318	\$	3,697,848	\$1,466,217,648
AN	ALASKA	AK14365-1103*	Chignik Bay water source and transmission line	3	319	\$	2,270,000	\$1,468,487,648
AN	ALASKA	AK03509-1002	TULUKSAK - New Washeteria/WTP/WST	4	320	\$	4,200,000	\$1,472,687,648
AN	ALASKA	AK04061-5102	ANGOON W/S Improvements	2	321	\$	2,118,000	\$1,474,805,648
AN	ALASKA	AK19673-5102*	TETLIN - Water and Sewer Haul	5	322	\$	4,214,000	\$1,479,019,648
AN	ALASKA	AK13325-1202*	KARLUK - Water Treatment Plant	3	323	\$	1,500,000	\$1,480,519,648
AN	ALASKA	AK01003-1102	KLAWOCK - Water source	2	324	\$	2,280,190	\$1,482,799,838

**Indian Health Service
2016 Annual Report of Sanitation Deficiency Levels**

AN	ALASKA	AK15422-5001*	Aleknagik-North Shore West Area Phase 1 Water CIP MYL	2	325	\$	4,027,500	\$1,486,827,338
AN	ALASKA	AK23800-1103*	STEBBINS - Water Storage Tank	3	326	\$	8,307,000	\$1,495,134,338
AN	ALASKA	AK15428-2003*	EKWOK: Sewage lagoon improvements	2	327	\$	1,162,500	\$1,496,296,838
AN	ALASKA	AK03506-9004	Platinum - Solid Waste	2	328	\$	125,000	\$1,496,421,838
AN	ALASKA	AK03500-5003	Napaskiak FTH Rehabilitation - 70 Homes	3	329	\$	4,549,999	\$1,500,971,837
AN	ALASKA	AK03506-1001*	Platinum - Water Treatment Plant & Water Tank	4	330	\$	1,757,313	\$1,502,729,150
AN	ALASKA	AK17547-3102*	Grayling - Dist System Replacement Ph 2	3	331	\$	3,492,562	\$1,506,221,712
AN	ALASKA	AK15433-1002*	Koliganek - water treatment plant	3	332	\$	4,357,236	\$1,510,578,948
AN	ALASKA	AK15451-4007*	TOGIAK East Loop Sewer Facilities Upgrades (Ph. 1)	2	333	\$	5,438,192	\$1,516,017,140
AN	ALASKA	AK06107-3003*	YAKUTAT - Water Main Replacement	2	334	\$	500,000	\$1,516,517,140
AN	ALASKA	AK22742-9001*	BUCKLAND - Solid Waste Upgrade	3	335	\$	2,296,105	\$1,518,813,245
AN	ALASKA	AK19670-9003*	NORTHWAY - Solid Waste	3	336	\$	1,340,229	\$1,520,153,474
AN	ALASKA	AK03505-9006*	OSCARVILLE: Community Solid Waste Site	3	337	\$	458,246	\$1,520,611,720
AN	ALASKA	AK17562-9001*	Stony River - Solid Waste	3	338	\$	956,548	\$1,521,568,268
AN	ALASKA	AK03503-5999*	Nunapitchuk - Comprehensive Piped System	3	339	\$	43,069,400	\$1,564,637,668
AN	ALASKA	AK20705-5102*	Circle WTP Rehabilitation & New WST	3	340	\$	2,282,400	\$1,566,920,068
AN	ALASKA	AK15442-4006*	NONDALTON - Sewer Collection	2	341	\$	3,999,996	\$1,570,920,064
AN	ALASKA	AK24858-2101*	SCAMMON BAY: Sewage Lagoon Expansion	2	342	\$	5,341,320	\$1,576,261,384
AN	ALASKA	AK08141-9002*	CHENEGA BAY - Solid Waste Improvements	3	343	\$	1,376,174	\$1,577,637,558
AN	ALASKA	AK08149-9003*	Gulkana Open Dump Assessment	3	344	\$	1,107,650	\$1,578,745,208
AN	ALASKA	AK22747-9006*	KIVALINA - Expand Solid Waste Site	3	345	\$	1,888,530	\$1,580,633,738
AN	ALASKA	AK03498-5999*	Mekoryuk - Comprehensive Piped System	3	346	\$	34,004,800	\$1,614,638,538
AN	ALASKA	AK21859-9004*	Nunam Iqua- Solid Waste	3	347	\$	1,542,000	\$1,616,180,538
AN	ALASKA	AK13325-9005*	KARLUK - Solid Waste Facility	3	348	\$	1,204,637	\$1,617,385,175
AN	ALASKA	AK15452-9002*	Twin Hills - Solid Waste	3	349	\$	1,218,216	\$1,618,603,391
AN	ALASKA	AK24856-9001*	Russian Mission - Solid Waste Site	3	350	\$	3,700,000	\$1,622,303,391
AN	ALASKA	AK03502-2101*	NIGHTMUTE - Lift Station/Forcemain	2	351	\$	2,270,000	\$1,624,573,391
AN	ALASKA	AK09285-3005*	NANWALEK - Water Distro Replace - Phase 1	3	352	\$	2,431,764	\$1,627,005,155
AN	ALASKA	AK18624-9002*	ALATNA - Solid Waste Landfill	3	353	\$	588,271	\$1,627,593,426
AN	ALASKA	AK03499-5999*	Napakiaik - Comprehensive Piped System	3	354	\$	43,875,600	\$1,671,469,026
AN	ALASKA	AK03521-9002*	Mertarvik - Solid Waste	3	355	\$	1,550,000	\$1,673,019,026
AN	ALASKA	AK09285-2003	NANWALEK - Sludge Lagoon Facility	2	356	\$	1,556,151	\$1,674,575,177
AN	ALASKA	AK04061-1003*	ANGOON - Water Source Upgrade	2	357	\$	7,050,000	\$1,681,625,177
AN	ALASKA	AK03502-9005*	NIGHTMUTE - Solid Waste	3	358	\$	1,389,930	\$1,683,015,107
AN	ALASKA	AK14361-5001*	AKUTAN- Water & Sewer Distribution Main Replacement	2	359	\$	3,912,698	\$1,686,927,805
AN	ALASKA	AK01008-1004*	KASAAN - New Raw Water Source	2	360	\$	2,120,000	\$1,689,047,805
AN	ALASKA	AK03498-4003*	MEKORYUK Sewage System Upgrades	2	361	\$	1,285,000	\$1,690,332,805
AN	ALASKA	AK03490-9001*	KASIGLUK Solid Waste	3	362	\$	4,927,204	\$1,695,260,009
AN	ALASKA	AK13325-3004*	KARLUK - Water Main Replacement	2	363	\$	1,014,000	\$1,696,274,009
AN	ALASKA	AK13327-3002*	LARSEN BAY - Water Distribution Replacement	2	364	\$	968,950	\$1,697,242,959
AN	ALASKA	AK24858-3104*	SCAMMON BAY - Water Distribution System Replacement Phase 2	2	365	\$	2,355,000	\$1,699,597,959
AN	ALASKA	AK24858-3103*	SCAMMON BAY - Water Distribution System Replacement Phase 1	2	366	\$	2,850,000	\$1,702,447,959
AN	ALASKA	AK15452-5001*	Twin Hills water and sewer system improvements	2	367	\$	7,920,000	\$1,710,367,959
AN	ALASKA	AK23784-5203*	ELIM - East Loop Water and Sewer	2	368	\$	2,772,000	\$1,713,139,959
AN	ALASKA	AK03506-4003*	PLATINUM - Pumper Truck Storage	2	369	\$	881,980	\$1,714,021,939
AN	ALASKA	AK14362-1001*	ATKA - Upgrade Creek Intake	1	370	\$	164,000	\$1,714,185,939
AN	ALASKA	AK14369-1004*	FALSE PASS- WTP and WST Upgrades	1	371	\$	760,000	\$1,714,945,939

**Indian Health Service
2016 Annual Report of Sanitation Deficiency Levels**

AN	ALASKA	AK14374-1002*	NELSON LAGOON - Water Storage Tank	2	372	\$	1,358,176	\$1,716,304,115
AN	ALASKA	AK03042-3004*	KAKE - Water System Upgrades	1	373	\$	550,000	\$1,716,854,115
AN	ALASKA	AK23790-1005*	KOYUK - Water Source Improvements	1	374	\$	310,500	\$1,717,164,615

**Indian Health Service
2016 Annual Report of Sanitation Deficiency Levels**

IHS Area: Albuquerque (AL)

Area	State	Project No.	Project Name	Project DL	Area Priority	Project Cost	Cumulative Project Cost
AL	NEW MEXICO	NM29365-1901	TA Septic Tank & Drainfield Replacement	4	1	\$ 14,900	\$ 14,900
AL	NEW MEXICO	NM17144-0201	ZUNI Wastewater Treatment Improvements Phase 1 of 2	3	2	\$ 1,868,000	\$ 1,882,900
AL	NEW MEXICO	NM26306-0901	NAM WWT Impr, Lagoon #4 P2	4	3	\$ 975,200	\$ 2,858,100
AL	NEW MEXICO	NM19172-0801	MESCALERO S Tulie Well Connection	3	4	\$ 556,000	\$ 3,414,100
AL	NEW MEXICO	NM33396-1007	LAGUNA-Drainfield Replacement Phase 2	4	5	\$ 775,000	\$ 4,189,100
AL	NEW MEXICO	NM33390-0301	LAGUNA-Mesita Old Village WW Lagoon Expansion	3	6	\$ 687,950	\$ 4,877,050
AL	NEW MEXICO	NM26311-1401	TES Septic Tank & Drainfield Replacement	4	7	\$ 50,500	\$ 4,927,550
AL	COLORADO	CO42063-1901	UM Failing Individual Septic System	4	8	\$ 294,600	\$ 5,222,150
AL	NEW MEXICO	NM01086-2016	ISLETA Water Booster Station	2	9	\$ 450,000	\$ 5,672,150
AL	NEW MEXICO	NM33381-1403	ACOMA Anzac Pump House Improvements	2	10	\$ 520,000	\$ 6,192,150
AL	NEW MEXICO	NM19167-0705	MESCALERO Gallerito Service Impr.	3	11	\$ 696,900	\$ 6,889,050
AL	NEW MEXICO	NM23256-0701	SA Dove Rd-Eagle Ln Sewermain Replacement	2	12	\$ 95,700	\$ 6,984,750
AL	NEW MEXICO	NM29362-1301	PIC ST&DF Replacement	4	13	\$ 68,100	\$ 7,052,850
AL	NEW MEXICO	NM23255-3301	SF East Rio Grande Well #2	2	14	\$ 421,100	\$ 7,473,950
AL	NEW MEXICO	NM33383-1201	ACOMA Water System Improvements	2	15	\$ 1,580,000	\$ 9,053,950
AL	NEW MEXICO	NM17144-1803	ZUNI Old Well Rehabilitations	2	16	\$ 396,000	\$ 9,449,950
AL	NEW MEXICO	NM17144-1607	ZUNI Sewer Main Rehab	2	17	\$ 2,104,000	\$ 11,553,950
AL	NEW MEXICO	NM19167-0704	MESCALERO B-Side Zone Improvements	3	18	\$ 497,300	\$ 12,051,250
AL	NEW MEXICO	NM01085-0302	ISLETA WWTP Sewer Force Main	2	19	\$ 1,357,000	\$ 13,408,250
AL	NEW MEXICO	NM23261-0308	ZIA - Water Storage Tank Renovation	2	20	\$ 268,000	\$ 13,676,250
AL	NEW MEXICO	NM23246-1601	CO Main Village Lagoon Liner Repair	2	21	\$ 329,000	\$ 14,005,250
AL	NEW MEXICO	NM21214-2401	OO Individual Septic System	4	22	\$ 46,292	\$ 14,051,542
AL	NEW MEXICO	NM01085-0206	ISLETA Westside WL Replacement 2	2	23	\$ 537,000	\$ 14,588,542
AL	NEW MEXICO	NM33006-0201	ACOMA Beverly Hills Water Looping	3	24	\$ 219,000	\$ 14,807,542
AL	NEW MEXICO	NM29365-0801	TA River Crossing	2	25	\$ 112,900	\$ 14,920,442
AL	NEW MEXICO	NM29365-1001	TA Xfer Stat WL Ext & Illegal Dump Sites	2	26	\$ 523,900	\$ 15,444,342
AL	NEW MEXICO	NM19166-0801	MESCALERO Carrizo Ctrl Valves	2	27	\$ 112,100	\$ 15,556,442
AL	NEW MEXICO	NM26306-1301	NAM New 100,000 Gallon Water Tank	2	28	\$ 283,100	\$ 15,839,542
AL	NEW MEXICO	NM23255-2201	SF Main Village Sewer Replacement	2	29	\$ 535,300	\$ 16,374,842
AL	NEW MEXICO	NM23257-1601	SD Wastewater Lift Station & Percolation Cell	2	30	\$ 917,500	\$ 17,292,342
AL	NEW MEXICO	NM17144-1802	ZUNI Water Main Rehab	2	31	\$ 1,305,000	\$ 18,597,342
AL	NEW MEXICO	NM01085-2016	ISLETA Main Village WL Replacement	2	32	\$ 577,000	\$ 19,174,342
AL	NEW MEXICO	NM17144-1801	ZUNI Water Source Emergency Power	2	33	\$ 485,000	\$ 19,659,342
AL	NEW MEXICO	NM26308-2401	SI Sewer Service Replacement for 10 Homes	2	34	\$ 38,297	\$ 19,697,639
AL	NEW MEXICO	NM23246-1501	CO Fire Hydrant Installation	2	35	\$ 94,900	\$ 19,792,539
AL	COLORADO	CO34029-0901	SU Water Main Replacement WTP to Ignacio	2	36	\$ 1,819,500	\$ 21,612,039
AL	NEW MEXICO	NM29362-1601	PIC Water Meter Rehabilitation	2	37	\$ 108,400	\$ 21,720,439
AL	NEW MEXICO	NM26311-0901	TES Gate Valve & Flush Hydrant Replacement	2	38	\$ 144,600	\$ 21,865,039
AL	NEW MEXICO	NM21208-1801	JIC Community Wastewater Services for Two Homes	4	39	\$ 48,300	\$ 21,913,339
AL	NEW MEXICO	NM17144-0801	ZUNI Nutria/Pescado Wtr Pt Upgrade	4	40	\$ 257,000	\$ 22,170,339
AL	COLORADO	CO34029-0201	SU Raw Water Settling Pond Expansion	2	41	\$ 4,409,400	\$ 26,579,739
AL	NEW MEXICO	NM23255-2401	SF Water Main Replacement: East	2	42	\$ 625,900	\$ 27,205,639

Indian Health Service
2016 Annual Report of Sanitation Deficiency Levels

AL	NEW MEXICO	NM26307-1401	POJ Main LS Lifting Gantry	2	43	\$	62,750	\$	27,268,389
AL	NEW MEXICO	NM17144-0202	ZUNI Wastewater Treatment Improvements Phase 2 of 2	3	44	\$	2,265,000	\$	29,533,389
AL	NEW MEXICO	NM01085-1401	ISLETA Sunset Hill Well	2	45	\$	517,000	\$	30,050,389
AL	NEW MEXICO	NM33389-0201	LAGUNA-Encinal Backup Water Source	2	46	\$	554,889	\$	30,605,278
AL	NEW MEXICO	NM01009-2016	ISLETA Illegal Dump Sites	2	47	\$	76,000	\$	30,681,278
AL	NEW MEXICO	NM33005-1203	ACOMA SCADA System Improvements	2	48	\$	313,000	\$	30,994,278
AL	NEW MEXICO	NM17144-1201	ZUNI SCADA Improvements	2	49	\$	360,000	\$	31,354,278
AL	NEW MEXICO	NM21208-1001	JIC WWTP Belt Filter Press	2	50	\$	401,100	\$	31,755,378
AL	COLORADO	CO34029-0601	SU Building to Cover Sludge Drying	2	51	\$	139,400	\$	31,894,778
AL	NEW MEXICO	NM29365-2001	TA Water Meter Replacement	2	52	\$	283,000	\$	32,177,778
AL	NEW MEXICO	NM23246-1701	CO South Lagoon Repairs	2	53	\$	398,400	\$	32,576,178
AL	NEW MEXICO	NM21214-0101	OO Water Meter Installation	2	54	\$	518,369	\$	33,094,547
AL	NEW MEXICO	NM33382-2016	ACOMA Acomita WWTP Expansion	2	55	\$	2,368,000	\$	35,462,547
AL	NEW MEXICO	NM23255-2501	SF Water Main Replacement: West	2	56	\$	420,700	\$	35,883,247
AL	NEW MEXICO	NM23261-1001	ZIA - Solid Waste Transfer Station Improvements	2	57	\$	226,000	\$	36,109,247
AL	NEW MEXICO	NM23248-0601	JEMEZ Water Meter Project	2	58	\$	517,600	\$	36,626,847
AL	NEW MEXICO	NM19167-0104	MESCALERO I&I Phase 3 (p)	3	59	\$	1,476,900	\$	38,103,747
AL	NEW MEXICO	NM23256-2007	SA Eagle Estates Sewer Extensions	2	60	\$	238,600	\$	38,342,347
AL	NEW MEXICO	NM23256-0801	SA Chicale Sewermain Rehab	2	61	\$	497,750	\$	38,840,097
AL	NEW MEXICO	NM23257-1301	SD New SCADA System	2	62	\$	184,500	\$	39,024,597
AL	NEW MEXICO	NM26311-1001	TES AC Water Main Replacement	2	63	\$	350,800	\$	39,375,397
AL	NEW MEXICO	NM01085-1202	ISLETA Lizard Flats Sewer Main Ext.	3	64	\$	499,000	\$	39,874,397
AL	UTAH	UT19441-0501	UM White Mesa Repair Lagoons	3	65	\$	699,800	\$	40,574,197
AL	COLORADO	CO42063-1801	UM Cortez/Towaoc H2O Improvement	3	66	\$	4,845,200	\$	45,419,397
AL	NEW MEXICO	NM26308-3501	SI Individual Wastewater Systems Replacement	4	67	\$	40,500	\$	45,459,897
AL	NEW MEXICO	NM33381-0801	ACOMA Transfer Station WMX	2	68	\$	173,000	\$	45,632,897
AL	NEW MEXICO	NM21215-1701	SC Wastewater Improvements	2	69	\$	553,085	\$	46,185,982
AL	NEW MEXICO	NM26307-1001	POJ FH & GV Replacement	2	70	\$	201,212	\$	46,387,194
AL	NEW MEXICO	NM23248-0502	JEMEZ Water Main Rehab	2	71	\$	1,212,800	\$	47,599,994
AL	NEW MEXICO	NM23248-0201	JEMEZ Water System Master Plan	2	72	\$	540,800	\$	48,140,794
AL	NEW MEXICO	NM23261-0402	ZIA - Wastewater Lagoon Expansion	2	73	\$	1,005,000	\$	49,145,794
AL	NEW MEXICO	NM19166-0601	MESCALERO State Well PH Renovation	2	74	\$	746,800	\$	49,892,594
AL	NEW MEXICO	NM23255-3101	SF Sewer Main Replacement-8 Homes	2	75	\$	21,600	\$	49,914,194
AL	NEW MEXICO	NM26308-3301	SI New Water Storage Tank in Main Village	2	76	\$	586,341	\$	50,500,535
AL	NEW MEXICO	NM23257-0801	SD Solid Waste Transfer Station	2	77	\$	382,500	\$	50,883,035
AL	NEW MEXICO	NM26306-1501	NAM Main Village Tanks Renovation	2	78	\$	198,700	\$	51,081,735
AL	NEW MEXICO	NM21214-1201*	OO Chamita & NY Sewer System	2	79	\$	1,423,319	\$	52,505,054
AL	COLORADO	CO42063-0801	UM San Facilities @Transfer Station	2	80	\$	161,600	\$	52,666,654
AL	NEW MEXICO	NM23248-0401	JEMEZ New Water Storage Tank	2	81	\$	1,129,300	\$	53,795,954
AL	NEW MEXICO	NM33006-1201	ACOMA Residential Water Meters	2	82	\$	1,692,000	\$	55,487,954
AL	NEW MEXICO	NM23254-1001	SANDIA Water Meter Installation	2	83	\$	305,370	\$	55,793,324
AL	UTAH	UT19441-0601	UM White Mesa Water Meters	2	84	\$	110,400	\$	55,903,724
AL	NEW MEXICO	NM26306-1601	NAM Little Dam Well #2	2	85	\$	367,600	\$	56,271,324
AL	NEW MEXICO	NM19172-0601	MESCALERO Fence Canyon Water Improvement	3	86	\$	209,700	\$	56,481,024
AL	NEW MEXICO	NM23246-1101	CO Transfer Station	2	87	\$	273,000	\$	56,754,024
AL	NEW MEXICO	NM23257-1201	SD Sewer Main Replacement Project	2	88	\$	3,351,400	\$	60,105,424
AL	NEW MEXICO	NM19167-0707	MESCALERO WMP Ph 2	3	89	\$	6,129,000	\$	66,234,424

**Indian Health Service
2016 Annual Report of Sanitation Deficiency Levels**

AL	NEW MEXICO	NM21214-2201	OO Water System Improvements	2	90	\$	951,020	\$	67,185,444
AL	NEW MEXICO	NM23246-1401	CO South Force Main Protection	2	91	\$	68,700	\$	67,254,144
AL	NEW MEXICO	NM26306-0101	NAM Water Meters	2	92	\$	195,000	\$	67,449,144
AL	NEW MEXICO	NM26311-1301	TES Water Meters	2	93	\$	194,500	\$	67,643,644
AL	NEW MEXICO	NM33393-0801*	LAGUNA-Paguete Pork Chop Sewer Ext	3	94	\$	587,600	\$	68,231,244
AL	COLORADO	CO42063-0301	UM Regulate Community H2O Pressure	2	95	\$	103,900	\$	68,335,144
AL	NEW MEXICO	NM21215-0801	SC Water System Improvements Phase III	2	96	\$	434,630	\$	68,769,774
AL	NEW MEXICO	NM23255-0701	SF Water Meters	2	97	\$	610,900	\$	69,380,674
AL	NEW MEXICO	NM19163-0103*	MESCALERO Silver Lake Springs	4	98	\$	886,200	\$	70,266,874
AL	NEW MEXICO	NM26308-3001	SI Transfer Station Expansion	2	99	\$	104,108	\$	70,370,982
AL	NEW MEXICO	NM21215-0901	SC New Community Well	2	100	\$	311,471	\$	70,682,453
AL	COLORADO	CO42063-2001	UM Standby Generators, Chlorination & Tank Controls	2	101	\$	97,500	\$	70,779,953
AL	NEW MEXICO	NM21215-1201*	SC Open Dump Closure	2	102	\$	87,805	\$	70,867,758
AL	NEW MEXICO	NM26308-2201	SI Open Dump Closures	2	103	\$	333,620	\$	71,201,378
AL	NEW MEXICO	NM29362-1701	PIC Water System Improvements	2	104	\$	1,077,400	\$	72,278,778
AL	NEW MEXICO	NM26308-2501	SI Rehab Tewa Water Tank	2	105	\$	231,756	\$	72,510,534
AL	NEW MEXICO	NM26308-2701	SI Water Meters Installation	2	106	\$	174,427	\$	72,684,961
AL	NEW MEXICO	NM21208-1201	JIC Stone Lake & US 64 Connector	2	107	\$	276,500	\$	72,961,461
AL	NEW MEXICO	NM26307-0801	POJ WW Belt Filter Press	2	108	\$	368,800	\$	73,330,261
AL	NEW MEXICO	NM26307-1601	POJ Silverwater Rd WM Replacement	2	109	\$	103,698	\$	73,433,959
AL	NEW MEXICO	NM21208-0101	JIC Lagoon Abandonment	2	110	\$	828,800	\$	74,262,759
AL	COLORADO	CO42063-0201	UM Towaoc Water Meters	2	111	\$	568,100	\$	74,830,859
AL	NEW MEXICO	NM23255-3401	SF Westside 200K Gallon Water Storage Tank	2	112	\$	514,600	\$	75,345,459
AL	NEW MEXICO	NM19166-0501	MESCALERO Goat Summit Backup Source	2	113	\$	406,200	\$	75,751,659
AL	NEW MEXICO	NM19167-0706	MESCALERO Water Meters	2	114	\$	1,620,000	\$	77,371,659
AL	NEW MEXICO	NM19172-1001	MESCALERO Metal Fab Sewer	3	115	\$	573,400	\$	77,945,059
AL	UTAH	UT19441-0701	UM White Mesa Arsenic Treatment System	2	116	\$	460,300	\$	78,405,359
AL	NEW MEXICO	NM21208-0501	JIC Sewer Collection System Replacement	4	117	\$	267,700	\$	78,673,059
AL	NEW MEXICO	NM33392-0301	LAGUNA-Solid Waste Scale & Trucks	2	118	\$	735,340	\$	79,408,399
AL	NEW MEXICO	NM21214-2101	OO Sewer System Rehabilitation	2	119	\$	804,207	\$	80,212,606
AL	NEW MEXICO	NM26308-2601	SI WW Treatment Improvements	3	120	\$	2,319,750	\$	82,532,356
AL	NEW MEXICO	NM26306-0601	NAM Complete Water Main Replace	2	121	\$	1,061,300	\$	83,593,656
AL	NEW MEXICO	NM26311-1201	TES Water Storage Tank	2	122	\$	551,200	\$	84,144,856
AL	NEW MEXICO	NM33383-0301*	ACOMA McCartys Village WW Imprvmts	2	123	\$	2,866,000	\$	87,010,856
AL	NEW MEXICO	NM19167-0902	MESCALERO Solid Waste Transfer Sta	2	124	\$	1,224,500	\$	88,235,356
AL	NEW MEXICO	NM26308-2301	SI Main Village Water Main Replacement	2	125	\$	1,076,399	\$	89,311,755
AL	NEW MEXICO	NM26307-0601*	POJ LAGOON LINER	2	126	\$	757,867	\$	90,069,622
AL	NEW MEXICO	NM19190-0303*	MESCALERO Whitetail WM Replacement	3	127	\$	399,300	\$	90,468,922
AL	NEW MEXICO	NM23257-2001	SD Water Main Loop - 4 Homes	2	128	\$	41,900	\$	90,510,822
AL	NEW MEXICO	NM26308-3401	SI Watermain Extension in Pajarito	2	129	\$	72,489	\$	90,583,311
AL	COLORADO	CO42063-1501	UM Replace DI Water Line Ute Trail	2	130	\$	498,000	\$	91,081,311
AL	NEW MEXICO	NM23256-0902	SA Ranchitos Water System Pressure Upgrades - Phase II	2	131	\$	78,081	\$	91,159,392
AL	NEW MEXICO	NM21208-1401	JIC-Replace Chinatown Tank	2	132	\$	307,600	\$	91,466,992
AL	NEW MEXICO	NM21208-1301	JIC-Canyon Rd & US 64 Waterline	2	133	\$	341,800	\$	91,808,792
AL	NEW MEXICO	NM26306-0701	NAM Sewer Main Rehab Lagoon #1	2	134	\$	295,900	\$	92,104,692
AL	NEW MEXICO	NM26308-2101*	SI South Sewer Collection	2	135	\$	1,306,145	\$	93,410,837
AL	NEW MEXICO	NM26308-3201*	SI North Village Sewer Main Extension	2	136	\$	127,189	\$	93,538,026

**Indian Health Service
2016 Annual Report of Sanitation Deficiency Levels**

AL	NEW MEXICO	NM26308-2901	SI Sewer Main Replacement	2	137	\$	1,161,602	\$	94,699,628
AL	COLORADO	CO42063-1601	UM Chimney Rock H2O Arroyo Cross	2	138	\$	84,500	\$	94,784,128
AL	COLORADO	CO34029-0101*	SU Ignacio Peak lagoon Abandonment	2	139	\$	617,547	\$	95,401,675
AL	NEW MEXICO	NM26307-1101*	POJ Camino Del Rincon SMX	2	140	\$	355,910	\$	95,757,585
AL	UTAH	UT19441-0201	UM White Mesa SW (Landfill Cleanup)	3	141	\$	603,100	\$	96,360,685
AL	NEW MEXICO	NM23257-1701	SD Sewer Collection & Lift Station for 5 Homes	2	142	\$	74,600	\$	96,435,285
AL	NEW MEXICO	NM19172-1101	MESCALERO Summit WST	2	143	\$	491,900	\$	96,927,185
AL	NEW MEXICO	NM01008-1201*	ISLETA Eastside Vacuum Sewer Sys.	2	144	\$	15,721,000	\$	112,648,185
AL	NEW MEXICO	NM33005-0101*	ACOMA Anzac Sewage Disposal	2	145	\$	1,931,000	\$	114,579,185
AL	NEW MEXICO	NM26308-3101	SI Pajarito Sewer Main Extension	2	146	\$	180,627	\$	114,759,812
AL	NEW MEXICO	NM26306-0301	NAM Sewer Main Rehab Lagoon #2	2	147	\$	253,500	\$	115,013,312
AL	NEW MEXICO	NM21208-0401	JIC Water Main Upgrade	2	148	\$	1,213,900	\$	116,227,212
AL	NEW MEXICO	NM21208-1101	JIC Raven Ln WaterLine Extension	2	149	\$	336,100	\$	116,563,312
AL	NEW MEXICO	NM21215-0701*	SC South Pueblo Sewer Connection	2	150	\$	348,356	\$	116,911,668
AL	NEW MEXICO	NM26306-0401	NAM Sewer Main Rehab Lagoon #3	2	151	\$	243,100	\$	117,154,768
AL	NEW MEXICO	NM21112-0101*	JIC South Woodyard Water	3	152	\$	470,700	\$	117,625,468
AL	NEW MEXICO	NM29362-1201*	PIC Transfer Sta Replacement & Open Dump Sites	2	153	\$	1,044,100	\$	118,669,568
AL	NEW MEXICO	NM19190-0401*	MESCALERO Nogal Backup Water Source	2	154	\$	669,800	\$	119,339,368
AL	NEW MEXICO	NM19190-0501*	MESCALERO Whitetail Backup Source	2	155	\$	669,800	\$	120,009,168
AL	NEW MEXICO	NM26311-0801*	TES SM Extension & Expand Ex Lagoon	2	156	\$	1,338,600	\$	121,347,768
AL	NEW MEXICO	NM21214-2001*	OO SCADA Connections	1	157	\$	43,640	\$	121,391,408
AL	NEW MEXICO	NM26306-1901*	NAM Upper Village System SMX	2	158	\$	252,100	\$	121,643,508
AL	NEW MEXICO	NM26306-0902*	NAM Lagoon 4 System SMX	2	159	\$	55,000	\$	121,698,508
AL	COLORADO	CO42063-1101*	UM Dry Creek sewer and water	2	160	\$	756,900	\$	122,455,408
AL	NEW MEXICO	NM21999-0201*	JIC Solid Waste Southern Parts	2	161	\$	265,800	\$	122,721,208
AL	NEW MEXICO	NM21112-0201*	JIC Solid Waste Improvements for South Woodyard	2	162	\$	265,800	\$	122,987,008
AL	NEW MEXICO	NM21208-1501*	JIC-Paiz Street Sewer Improvements	2	163	\$	210,700	\$	123,197,708

**Indian Health Service
2016 Annual Report of Sanitation Deficiency Levels**

IHS Area: Bemidji (BE)

Area	State	Project No.	Project Name	Project DL	Area Priority	Project Cost	Cumulative Project Cost
BE	MICHIGAN	MI17021-1001	BM- Wastewater Treatment Improvements Phase I	4	1	\$ 981,000	\$ 981,000
BE	MINNESOTA	MN03056-0S06	WE 50/50 SDS Individual Septic Systems	4	2	\$ 558,000	\$ 1,539,000
BE	MINNESOTA	MN48999-0801	ML Failed Septic Replacements	4	3	\$ 392,000	\$ 1,931,000
BE	WISCONSIN	WI58024-0S02	LCO WWTP Upgrades (Phase 2)	4	4	\$ 2,119,212	\$ 4,050,212
BE	WISCONSIN	WI57010-0101	HC Village Water System Improvement	2	5	\$ 169,000	\$ 4,219,212
BE	MINNESOTA	MN09999-1101	FDL Failing Septic Systems	4	6	\$ 179,000	\$ 4,398,212
BE	MICHIGAN	MI07999-0301	KB - POWTS Replacement	4	7	\$ 166,000	\$ 4,564,212
BE	WISCONSIN	WI64986-1101	LDF - Lagoon Improvements	3	8	\$ 2,776,810	\$ 7,341,022
BE	WISCONSIN	WI05345-0101	ON - Water Loss Mitigation	3	9	\$ 589,000	\$ 7,930,022
BE	MICHIGAN	MI17021-1601	BM- POWTS Ph 1 Replacements	4	10	\$ 131,000	\$ 8,061,022
BE	WISCONSIN	WI02878-0801	BR - Birch Hill Lagoon Improvements	3	11	\$ 291,000	\$ 8,352,022
BE	WISCONSIN	WI57325-0301	HC Indian Hts New Well	2	12	\$ 160,000	\$ 8,512,022
BE	WISCONSIN	WI04887-SW04	RC Solid Waste Improvments	3	13	\$ 250,000	\$ 8,762,022
BE	WISCONSIN	WI07894-0401	STC Hertel Sewer Improvements	2	14	\$ 71,000	\$ 8,833,022
BE	MINNESOTA	MN01042-0101	ML East Lake Flushing Improvements	2	15	\$ 71,000	\$ 8,904,022
BE	WISCONSIN	WI04887-0201	RC - Water System Improvements	2	16	\$ 250,000	\$ 9,154,022
BE	MINNESOTA	MN25136-0201	PI WTP spill containers, and security cameras	2	17	\$ 26,000	\$ 9,180,022
BE	WISCONSIN	WI02999-0101	BR - Individual Wells - Radionuclide Point of Use Filters	4	18	\$ 173,300	\$ 9,353,322
BE	MINNESOTA	MN16116-0103	GP Water System Improvements Phase 3	3	19	\$ 2,059,000	\$ 11,412,322
BE	MICHIGAN	MI17021-1002	BM - Wastewater Treatment Improvements - Ph 2	2	20	\$ 3,409,000	\$ 14,821,322
BE	MICHIGAN	MI27999-0301	LVD - ISWMP Update and Solid Waste Improvements	2	21	\$ 63,000	\$ 14,884,322
BE	WISCONSIN	WI40999-0702	ME Middle Village SBR Improve. Phase II	3	22	\$ 852,000	\$ 15,736,322
BE	WISCONSIN	WI07894-0601	STC Hertel Water System Improvements	2	23	\$ 50,000	\$ 15,786,322
BE	MINNESOTA	MN64226-0901	LS ICDBG Water Improvements	2	24	\$ 154,200	\$ 15,940,522
BE	MINNESOTA	MN48189-0301	ML Lift Station Repairs	2	25	\$ 112,000	\$ 16,052,522
BE	MINNESOTA	MN64226-0801	LS Elevated Water Tank Repair	2	26	\$ 280,000	\$ 16,332,522
BE	MINNESOTA	MN16116-0201	GP Sewer I&I and Capacity	3	27	\$ 945,000	\$ 17,277,522
BE	MICHIGAN	MI51999-0301	LR - WW System Improvements	2	28	\$ 14,250	\$ 17,291,772
BE	WISCONSIN	WI04887-0401	RC Bear Paw Sewer Repair/Replace	3	29	\$ 640,400	\$ 17,932,172
BE	MICHIGAN	MI55031-0201	HA - WWTF Improvements - Phase 2	2	30	\$ 909,720	\$ 18,841,892
BE	MICHIGAN	MI37027-0601	SC - Sewer Main Replacement	2	31	\$ 155,000	\$ 18,996,892
BE	MICHIGAN	MI45610-0401	GT - Pumphouse Power Upgrade	2	32	\$ 46,000	\$ 19,042,892
BE	MINNESOTA	MN69245-0401	BF NL IP Verm lift sta improvements	2	33	\$ 173,000	\$ 19,215,892
BE	MICHIGAN	MI45610-0301	GT Medicine Lodge LS Replacement	2	34	\$ 160,000	\$ 19,375,892
BE	MINNESOTA	MN04066-0101	RL Ponemah Lift Station Rehabilitation	2	35	\$ 353,000	\$ 19,728,892
BE	MINNESOTA	MN09999-0401	FDL Mahonmen WTP Renovations	3	36	\$ 512,000	\$ 20,240,892
BE	MICHIGAN	MI07001-0301	KB - Zeba Water Storage Replacement	3	37	\$ 1,138,000	\$ 21,378,892
BE	WISCONSIN	WI02878-0401	BR - FF to BH Water Consol. Phase I	4	38	\$ 3,032,200	\$ 24,411,092
BE	MICHIGAN	MI07999-0401	KB POWTS Repairs	2	39	\$ 57,000	\$ 24,468,092
BE	WISCONSIN	WI40937-0701	ME Keshena Sewer Replace	2	40	\$ 770,000	\$ 25,238,092
BE	WISCONSIN	WI58012-0101	LCO WM Loop Cnty K&B	2	41	\$ 1,011,790	\$ 26,249,882
BE	WISCONSIN	WI45353-0201	ON - Ridgeland Community Water Improvements	2	42	\$ 217,000	\$ 26,466,882

**Indian Health Service
2016 Annual Report of Sanitation Deficiency Levels**

BE	MINNESOTA	MN69245-0301	BF Nett Lake Radium Compliance	4	43	\$	1,497,000	\$	27,963,882
BE	MINNESOTA	MN04064-0201	RL Little Rock Water Services	2	44	\$	1,474,000	\$	29,437,882
BE	MICHIGAN	MI27028-0101	LVD - Water System Rehabilitation	2	45	\$	322,000	\$	29,759,882
BE	WISCONSIN	WI59999-0101	SM- POWTS Repairs & Rehab	2	46	\$	59,000	\$	29,818,882
BE	WISCONSIN	WI40999-0601	ME Trailer Ct Water System Improv.	4	47	\$	304,000	\$	30,122,882
BE	WISCONSIN	WI42999-0101	HC Bluewing Lift Station Renovations	2	48	\$	71,000	\$	30,193,882
BE	WISCONSIN	WI64986-1401	LDF - Sewer Improvements	2	49	\$	220,000	\$	30,413,882
BE	WISCONSIN	WI59982-0301	SM - South Central Water Improvements	2	50	\$	38,880	\$	30,452,762
BE	MINNESOTA	MN16999-0101	GP Individual Surface Water Treatment Systems	4	51	\$	424,000	\$	30,876,762
BE	MINNESOTA	MN64226-0301	LS Community Water Distribution Improvements	2	52	\$	236,000	\$	31,112,762
BE	MINNESOTA	MN03055-0101	WE Pine Point- Lagoon Riprap	2	53	\$	268,000	\$	31,380,762
BE	MICHIGAN	MI45610-0201	GT Solar Water Main Extension	2	54	\$	300,000	\$	31,680,762
BE	MINNESOTA	MN04349-0101	LL Plantation Control System Improv	2	55	\$	94,000	\$	31,774,762
BE	WISCONSIN	WI21916-0401	SOK - Water Storage Repair	2	56	\$	248,000	\$	32,022,762
BE	WISCONSIN	WI07894-0301	STC Water Meters Replacement & Leak Detection	3	57	\$	265,000	\$	32,287,762
BE	MINNESOTA	MN16116-0501	GP Sewer Ponds' Discharge Main	3	58	\$	2,050,000	\$	34,337,762
BE	WISCONSIN	WI58024-0101	LCO Water Sequestration	2	59	\$	44,475	\$	34,382,237
BE	MICHIGAN	MI24005-1603	LTB - Wah Wahs Noo De Ke Water Improvements	2	60	\$	100,000	\$	34,482,237
BE	MINNESOTA	MN04067-0301	RL East Lower Red Lake Arsenic Mitigation ALTERNATE	4	61	\$	411,000	\$	34,893,237
BE	WISCONSIN	WI02878-0502	BR - New Odanah Sewer Imp. Phase II	3	62	\$	589,200	\$	35,482,437
BE	WISCONSIN	WI05345-OWO2	ON - Water Storage Replacement	2	63	\$	759,240	\$	36,241,677
BE	WISCONSIN	WI40938-0601	ME Neopit WM Repl Phase III	2	64	\$	267,000	\$	36,508,677
BE	WISCONSIN	WI45323-0101	ON - Hillside Community Water Improvements	2	65	\$	212,000	\$	36,720,677
BE	WISCONSIN	WI21899-0001	FCP - POWTS Inventory	2	66	\$	104,000	\$	36,824,677
BE	MINNESOTA	MN03056-1401	WE Arsenic Wells	4	67	\$	494,000	\$	37,318,677
BE	MINNESOTA	MN69245-0901	BF NL Sewer Ponds rehab	4	68	\$	3,806,530	\$	41,125,207
BE	WISCONSIN	WI02878-0101	BR - Bad River Lift Station Improvements	2	69	\$	83,622	\$	41,208,829
BE	MICHIGAN	MI17021-0201	BM - Abandonment of Individual Flowing Wells	2	70	\$	47,000	\$	41,255,829
BE	MICHIGAN	MI07001-0501	KB - Zeba Water Main Looping	2	71	\$	667,000	\$	41,922,829
BE	WISCONSIN	WI02878-1101	BR - New Odanah WWTP Sludge Dewatering Press	2	72	\$	467,796	\$	42,390,625
BE	MICHIGAN	MI45610-0101	GT P-town water tower Abandonment	2	73	\$	13,800	\$	42,404,425
BE	MINNESOTA	MN09999-0301	FDL Compound Sewer Replacement	3	74	\$	951,000	\$	43,355,425
BE	MINNESOTA	MN09999-0601	FDL Water Meters	2	75	\$	98,000	\$	43,453,425
BE	WISCONSIN	WI21899-0101	FCP - Water Meters Installation	2	76	\$	252,000	\$	43,705,425
BE	WISCONSIN	WI57010-0201	HC Village WWTF Improvements	2	77	\$	89,100	\$	43,794,525
BE	MINNESOTA	MN09999-0101	*FDL Big Lake San Sewer	3	78	\$	5,098,000	\$	48,892,525
BE	MICHIGAN	MI17021-1602	BM-POWTS Ph II Replacements	2	79	\$	318,000	\$	49,210,525
BE	WISCONSIN	WI40999-0501	ME Scattered Sites Nitrate Remediation	2	80	\$	118,000	\$	49,328,525
BE	WISCONSIN	WI02878-0402	BR - FF to BH Water Consol. Phase II	2	81	\$	1,152,600	\$	50,481,125
BE	MICHIGAN	MI17021-0901	BM - Lift Station Replacements	2	82	\$	31,700	\$	50,512,825
BE	WISCONSIN	WI58967-0101	LCO Water Main Replacement	2	83	\$	683,000	\$	51,195,825
BE	MINNESOTA	MN04306-0101	LL Buck Lake Water Improv Phase 1	2	84	\$	373,000	\$	51,568,825
BE	MINNESOTA	MN03056-1101	WE Sewer Ext (South)	4	85	\$	433,000	\$	52,001,825
BE	MINNESOTA	MN64226-0601	LS Lagoon Abandonment	2	86	\$	371,000	\$	52,372,825
BE	WISCONSIN	WI40999-0801	ME Solid Waste Compactor	2	87	\$	88,000	\$	52,460,825
BE	MICHIGAN	MI37027-0501	SC - SBR Reactor Installation	2	88	\$	3,093,000	\$	55,553,825
BE	WISCONSIN	WI21916-0501	SOK - Comm. Sewer Sys. Improvements	2	89	\$	113,000	\$	55,666,825

Indian Health Service
2016 Annual Report of Sanitation Deficiency Levels

BE	MINNESOTA	MN48189-0501	ML South Vineland Sewer Extension	4	90	\$	149,000	\$	55,815,825
BE	WISCONSIN	WI40938-0701	ME Neopit Sewer Replace - Dog Town	3	91	\$	843,000	\$	56,658,825
BE	MINNESOTA	MN69252-0101	BF IP Water Distribution Upgrades	2	92	\$	385,020	\$	57,043,845
BE	MINNESOTA	MN69247-0101	BF Vermilion Water Tower Repairs	2	93	\$	471,000	\$	57,514,845
BE	WISCONSIN	WI45951-0201	ON - Water Tower Improvements	2	94	\$	396,000	\$	57,910,845
BE	WISCONSIN	WI58969-0101	FCP - Back-up Power	2	95	\$	287,000	\$	58,197,845
BE	MINNESOTA	MN04067-0401	* RL East Lower Red Lake Arsenic Mitigation	4	96	\$	2,319,000	\$	60,516,845
BE	MINNESOTA	MN04068-0601	RL Community Homes	2	97	\$	512,000	\$	61,028,845
BE	MICHIGAN	MI27028-0301	LVD - Portable Generator for Lift Station	2	98	\$	34,000	\$	61,062,845
BE	MINNESOTA	MN31155-0101	LL Inger AC Main Replacement	2	99	\$	687,000	\$	61,749,845
BE	MINNESOTA	MN48189-0801	ML Wigwam Bay Water/Sewer Improvements	3	100	\$	1,700,000	\$	63,449,845
BE	WISCONSIN	WI57375-0201	HC Che Nunk Nitrate Treatment	3	101	\$	1,000,000	\$	64,449,845
BE	WISCONSIN	WI40999-0301	ME Middle Village Water System Improvements	2	102	\$	906,000	\$	65,355,845
BE	WISCONSIN	WI45358-0101	ON- Sandhill Comm. Water	2	103	\$	197,000	\$	65,552,845
BE	WISCONSIN	WI58965-0101	LCO Transfer Station	3	104	\$	676,550	\$	66,229,395
BE	MINNESOTA	MN09999-0801	FDL Compound AC Water Main	2	105	\$	816,000	\$	67,045,395
BE	WISCONSIN	WI04887-0501	RC Bradum 6-in Sewer Replacement	3	106	\$	1,121,700	\$	68,167,095
BE	MINNESOTA	MN11095-0101	LL Onigum Community Sewer	3	107	\$	1,553,000	\$	69,720,095
BE	MINNESOTA	MN64226-0701	LS Construction Dump Clean up	3	108	\$	347,000	\$	70,067,095
BE	MINNESOTA	MN09999-1201	FDL Scattered Site Septic Inventory	2	109	\$	645,000	\$	70,712,095
BE	WISCONSIN	WI21916-0801	* SOK - Water Meter Upgrades	1	110	\$	171,000	\$	70,883,095
BE	MICHIGAN	MI49811-0504	* SSM - Community Sewer Hessel, Manistique, Wetmore	2	111	\$	1,578,000	\$	72,461,095
BE	WISCONSIN	WI02878-1201	BR - SW Eqmt & Open Dump Cleanup	3	112	\$	614,200	\$	73,075,295
BE	MICHIGAN	MI37027-0701	SC - Misc Wtr Main Looping	2	113	\$	1,238,145	\$	74,313,440
BE	MINNESOTA	MN69245-0801	BF NL IP and Palmquist Water Meters	2	114	\$	195,040	\$	74,508,480
BE	MINNESOTA	MN03056-1301	WE Sewer Ext (North)	3	115	\$	630,000	\$	75,138,480
BE	WISCONSIN	WI40938-0801	ME Neopit Sewer Replace -White City	3	116	\$	1,244,000	\$	76,382,480
BE	WISCONSIN	WI40939-0201	ME Zoar Water Dist. System Improvements	2	117	\$	361,000	\$	76,743,480
BE	MINNESOTA	MN16116-0901	GP Water Meters	2	118	\$	162,000	\$	76,905,480
BE	WISCONSIN	WI40999-0901	ME Community Water Meters	2	119	\$	674,000	\$	77,579,480
BE	WISCONSIN	WI21899-0201	FCP - Alt. SW Mngt. Activities	2	120	\$	292,000	\$	77,871,480
BE	MINNESOTA	MN03055-0201	WE B/U energy source (Pine Point)	2	121	\$	55,000	\$	77,926,480
BE	MINNESOTA	MN03056-1501	WE Sewer Ext (East)	3	122	\$	363,000	\$	78,289,480
BE	MICHIGAN	MI17022-0101	SSM Individual Site	3	123	\$	18,000	\$	78,307,480
BE	MINNESOTA	MN09999-1001	FDL Mahnomen (Belich) Elevated Storage	2	124	\$	1,025,000	\$	79,332,480
BE	MINNESOTA	MN03056-1601	WE Individual Sewer Systems	3	125	\$	3,712,000	\$	83,044,480
BE	WISCONSIN	WI45354-0101	* ON - Rolling Hills Sewer	2	126	\$	749,000	\$	83,793,480
BE	MINNESOTA	MN64226-1001	LS Water Main Looping - Phase 1	2	127	\$	786,000	\$	84,579,480
BE	WISCONSIN	WI07989-0401	STC Maple Plain PH & Wells	3	128	\$	1,210,000	\$	85,789,480
BE	WISCONSIN	WI49956-0101	* STC Big Round Lake Water Improvements	2	129	\$	149,000	\$	85,938,480
BE	WISCONSIN	WI58846-0101	LCO iga sewer	2	130	\$	279,945	\$	86,218,425
BE	WISCONSIN	WI59982-0504	* SM Camp 14 STEP System	2	131	\$	251,000	\$	86,469,425
BE	MINNESOTA	MN44175-0301	WE Naytahwaush Lagoon Expansion and Riprap	2	132	\$	3,274,000	\$	89,743,425
BE	MINNESOTA	MN11098-0101	LL Sugar Point Community Sewer	3	133	\$	2,218,800	\$	91,962,225
BE	WISCONSIN	WI40999-0703	* ME Middle Village SBR and LS Improvements	2	134	\$	1,619,000	\$	93,581,225
BE	MINNESOTA	MN03056-1701	* WE Sewer Ext (West Phase 1)	2	135	\$	232,000	\$	93,813,225
BE	MINNESOTA	MN11090-0101	LL Northwoods Loop WaterMain Ext	2	136	\$	198,000	\$	94,011,225

**Indian Health Service
2016 Annual Report of Sanitation Deficiency Levels**

BE	MINNESOTA	MN15108-0101 * WE Rice Lake Sewer - Extension	3	137	\$	794,000	\$	94,805,225
BE	WISCONSIN	WI40999-1101 * ME Red Wing Water System Renovation	2	138	\$	532,000	\$	95,337,225
BE	MINNESOTA	MN11366-0101 LL StonyPoint Com Wastewater	3	139	\$	1,145,000	\$	96,482,225
BE	MINNESOTA	MN69252-0301 BF IP Pump House Upgrades	3	140	\$	846,000	\$	97,328,225
BE	WISCONSIN	WI04887-0601 * RC - BB Rd W&S Ext.	3	141	\$	1,283,700	\$	98,611,925
BE	MINNESOTA	MN64226-1102 * LS Water Main Looping - Phase 2	2	142	\$	470,000	\$	99,081,925
BE	MINNESOTA	MN03056-1702 * WE Sewer Ext (West Phase 2)	2	143	\$	284,000	\$	99,365,925
BE	WISCONSIN	WI58012-0201 * LCO WW Collection	2	144	\$	6,646,000	\$	106,011,925
BE	WISCONSIN	WI07989-0301 * STC Maple Plain Sewer System	2	145	\$	1,855,000	\$	107,866,925
BE	MICHIGAN	MI07001-0401 * KB - Zeba Pequaming North Sewer	2	146	\$	631,000	\$	108,497,925
BE	MINNESOTA	MN09999-0501 * FDL Ridge Road Water System Improvements	2	147	\$	1,210,000	\$	109,707,925
BE	MINNESOTA	MN03053-0101 * WE Elbow Lake Water Main Extension	2	148	\$	392,000	\$	110,099,925
BE	MINNESOTA	MN09999-0201 * FDL Danielson Water System Improvements	2	149	\$	3,793,000	\$	113,892,925
BE	MINNESOTA	MN04306-0102 * LL Buck Lake Water Improv Ph 2	2	150	\$	302,000	\$	114,194,925
BE	WISCONSIN	WI49956-0201 * STC Big Round Lake - Water	2	151	\$	3,293,000	\$	117,487,925
BE	WISCONSIN	WI21916-SW01 SOK - Solid Waste Management Facility	2	152	\$	582,000	\$	118,069,925
BE	MINNESOTA	MN11094-0101 * LL Kego Lake Tubbs Replace Ph 1	2	153	\$	248,000	\$	118,317,925
BE	WISCONSIN	WI49956-0301 * STC Big Round Lake-Sewer	2	154	\$	4,211,000	\$	122,528,925
BE	WISCONSIN	WI07989-0501 * STC MP Water Storage	2	155	\$	1,114,000	\$	123,642,925
BE	MINNESOTA	MN04063-0101 * LL Highway 75 Watermain Extension	2	156	\$	494,000	\$	124,136,925
BE	MINNESOTA	MN16999-0201 GP Transfer Station Upgrade and Renovation	2	157	\$	603,000	\$	124,739,925
BE	WISCONSIN	WI04887-0701 * RC- LSB Lagoon	2	158	\$	2,371,700	\$	127,111,625
BE	MINNESOTA	MN16116-1001 * GP Hat Point Sewer	2	159	\$	570,000	\$	127,681,625
BE	WISCONSIN	WI07894-0501 STC Solid Waste Sta. (PHASE II)	2	160	\$	1,088,000	\$	128,769,625

**Indian Health Service
2016 Annual Report of Sanitation Deficiency Levels**

IHS Area: Billings (BI)

Area	State	Project No.	Project Name	Project DL	Area Priority	Project Cost	Cumulative Project Cost
BI	MONTANA	MT18203-1301	BF-Two Medicine Water Plant Filters	3	1	\$ 532,000	\$ 532,000
BI	MONTANA	MT45990-1001	FH-Dixon Agency: sewerline replacement	4	2	\$ 216,000	\$ 748,000
BI	WYOMING	WY07768-1501	ES-Ft. Washakie Sewage Lagoon Rehab	3	3	\$ 1,500,000	\$ 2,248,000
BI	MONTANA	MT45990-1601	FH-Dixon Agency Water Storage Replacement	4	4	\$ 230,000	\$ 2,478,000
BI	MONTANA	MT18211-0101	BF-Seville: lagoon renovation	4	5	\$ 537,000	\$ 3,015,000
BI	WYOMING	WY07767-0208	NA-Ethete - Raw Water Development	4	6	\$ 1,050,000	\$ 4,065,000
BI	MONTANA	MT44504-2005	NC-Lame Deer: sewer main replacement ph 5	3	7	\$ 1,720,000	\$ 5,785,000
BI	MONTANA	MT18203-1701	BF-Browning Lagoon Renovation	4	8	\$ 500,000	\$ 6,285,000
BI	MONTANA	MT02003-1201	CR-Crow Agency: water main replacement	3	9	\$ 2,353,612	\$ 8,638,612
BI	MONTANA	MT02007-0501	CR-Pryor: sewer main replacement	3	10	\$ 599,000	\$ 9,237,612
BI	WYOMING	WY07767-0207	NA-Ethete: 4-6-in AC waterline repl	3	11	\$ 1,291,000	\$ 10,528,612
BI	WYOMING	WY07768-1502	ES-Ft. Washakie-N. Fork Water Storage Tank Replacement	3	12	\$ 400,000	\$ 10,928,612
BI	MONTANA	MT03036-0101	FB-Agnes Leggins: Lagoon Renovation	4	13	\$ 524,000	\$ 11,452,612
BI	MONTANA	MT43478-1405	FP-Poplar manhole replacement phase 1	3	14	\$ 651,220	\$ 12,103,832
BI	MONTANA	MT24990-0001	FH-Pache: lagoon upgrade	3	15	\$ 488,000	\$ 12,591,832
BI	MONTANA	MT03991-1601	FB-Ft Belknap Agency Water Main Replacement	3	16	\$ 111,148	\$ 12,702,980
BI	MONTANA	MT43478-1402	FP-Poplar: vitrified clay sewer pipe replacement	3	17	\$ 4,510,000	\$ 17,212,980
BI	MONTANA	MT02006-0204	CR-Lodge Grass: well abandonment	2	18	\$ 47,000	\$ 17,259,980
BI	MONTANA	MT02002-0101	NC-Busby: water tank	3	19	\$ 675,000	\$ 17,934,980
BI	MONTANA	MT02003-0601	CR-Crow Agency: WTP upgrade	4	20	\$ 1,070,000	\$ 19,004,980
BI	MONTANA	MT03999-1201	FB-reservation wide cistern fill stations	2	21	\$ 79,000	\$ 19,083,980
BI	MONTANA	MT53621-0601	FP-Frazer: Water Main Replacement	3	22	\$ 293,000	\$ 19,376,980
BI	WYOMING	WY07993-0201	NA-Arap Indust Park: merge w/ Arapahoe	3	23	\$ 200,000	\$ 19,576,980
BI	MONTANA	MT32387-1501	FH-Evaro Water Storage	4	24	\$ 216,000	\$ 19,792,980
BI	MONTANA	MT18206-0201	BF-East Glacier: lagoon renovation	3	25	\$ 1,198,000	\$ 20,990,980
BI	MONTANA	MT02003-0801	CR-Crow Agency: sewer main replacement	3	26	\$ 2,689,000	\$ 23,679,980
BI	MONTANA	MT37423-0201	BF-Heart Butte-4-in waterline replacement	3	27	\$ 222,500	\$ 23,902,480
BI	MONTANA	MT02002-0301	NC-Busby: lagoon renovation	3	28	\$ 970,000	\$ 24,872,480
BI	MONTANA	MT21992-0201	RB-Lower Dry Forks Wastewater Treatment Facility	4	29	\$ 2,230,000	\$ 27,102,480
BI	MONTANA	MT02006-0601	CR-Lodge Grass: VC sewer repl ph 1	3	30	\$ 1,170,000	\$ 28,272,480
BI	MONTANA	MT02006-0603	CR-Lodge Grass: manhole improvements	2	31	\$ 114,000	\$ 28,386,480
BI	MONTANA	MT02002-0601	NC-Busby: sewer main replacement	3	32	\$ 1,400,000	\$ 29,786,480
BI	MONTANA	MT03992-0201	FB-White Cow canyon lagoon renovation	3	33	\$ 1,166,909	\$ 30,953,389
BI	MONTANA	MT02010-0301	NC-Muddy Cluster: sewer main replacement	3	34	\$ 486,000	\$ 31,439,389
BI	MONTANA	MT43478-1406	FP-Poplar manhole replacement phase 2	2	35	\$ 719,000	\$ 32,158,389
BI	MONTANA	MT18202-0102	BF-Blackfoot Chlorination System	3	36	\$ 50,000	\$ 32,208,389
BI	MONTANA	MT02010-0401	NC-Muddy Cluster: AC water main replacement	3	37	\$ 437,000	\$ 32,645,389
BI	MONTANA	MT53621-0301	FP-Frazer: Lagoon Renovation	3	38	\$ 3,204,000	\$ 35,849,389
BI	MONTANA	MT02009-0301	CR-Wyola: new water tank	3	39	\$ 400,000	\$ 36,249,389
BI	MONTANA	MT02002-0701	NC-Busby: AC water main replacement	3	40	\$ 665,000	\$ 36,914,389
BI	MONTANA	MT03999-1301	FB-Reservation wide solid waste canisters	2	41	\$ 154,000	\$ 37,068,389
BI	MONTANA	MT02009-0201	CR-Wyola: new community well	3	42	\$ 117,000	\$ 37,185,389

**Indian Health Service
2016 Annual Report of Sanitation Deficiency Levels**

BI	MONTANA	MT24999-1202	FH-tank safety equipment	2	43	\$	20,000	\$	37,205,389
BI	MONTANA	MT44504-1202	NC-Lame Deer: AC water main replace ph 2	3	44	\$	3,855,000	\$	41,060,389
BI	MONTANA	MT02003-0301	CR-Crow Agency: replace fire hydrants	2	45	\$	81,000	\$	41,141,389
BI	MONTANA	MT03991-1205	FB-reservation-wide hydrant replacement	2	46	\$	94,000	\$	41,235,389
BI	MONTANA	MT03991-1204	FB-Ft Belknap: Gate Valve Equipment	2	47	\$	26,000	\$	41,261,389
BI	MONTANA	MT43999-0201	FP-reservation wide as-builts	2	48	\$	100,000	\$	41,361,389
BI	MONTANA	MT21999-1701	RB-Azure lagoon riprap	2	49	\$	250,000	\$	41,611,389
BI	MONTANA	MT44500-0101	NC-Ashland: lagoon renovation ph 1	4	50	\$	923,000	\$	42,534,389
BI	MONTANA	MT02009-0501	CR-Wyola: water UV treatment	3	51	\$	235,000	\$	42,769,389
BI	MONTANA	MT44500-0501	NC-Ashland: sewer main replacement	3	52	\$	440,000	\$	43,209,389
BI	MONTANA	MT44504-1301	NC-Reservation wide solid waste canisters ph. 1	3	53	\$	60,000	\$	43,269,389
BI	WYOMING	WY07767-0201	NA-Ethete: PRV/ARV replacement	3	54	\$	235,000	\$	43,504,389
BI	WYOMING	WY07768-0111	ES-Ft Washakie: AC Pipe Replacement Phase 3	3	55	\$	3,251,000	\$	46,755,389
BI	MONTANA	MT44501-0301	NC-Birney: water tank	3	56	\$	422,000	\$	47,177,389
BI	WYOMING	WY07773-1508	ES-Ft. Washakie-North Fork Road Water Main Extension	2	57	\$	315,000	\$	47,492,389
BI	MONTANA	MT02003-1101	CR-Crow Agency New Water Plant	4	58	\$	7,250,000	\$	54,742,389
BI	MONTANA	MT02003-0501	CR-Crow Agency: renov east lift station	4	59	\$	236,000	\$	54,978,389
BI	WYOMING	WY07760-0503	NA-Arapahoe: replace fire hydrants	2	60	\$	155,000	\$	55,133,389
BI	WYOMING	WY07767-0206	NA-Ethete: exterior tank painting	2	61	\$	125,000	\$	55,258,389
BI	MONTANA	MT44501-0101	NC-Birney: lagoon renovation	3	62	\$	740,000	\$	55,998,389
BI	MONTANA	MT02010-0102	NC-Muddy Cluster: lagoon renov ph 2	3	63	\$	1,405,000	\$	57,403,389
BI	MONTANA	MT03999-0701	FB-reservation wide lagoon fencing	2	64	\$	245,700	\$	57,649,089
BI	MONTANA	MT43481-1403	FP-Wolf Point: Water Main Replacement	3	65	\$	279,000	\$	57,928,089
BI	MONTANA	MT18999-1301	BF-Solid waste equipment-transfer station	2	66	\$	369,500	\$	58,297,589
BI	MONTANA	MT21999-0501	RB-wat/sew as-builts	2	67	\$	101,000	\$	58,398,589
BI	MONTANA	MT44500-0102	NC-Ashland: lagoon renovation ph 2	3	68	\$	852,000	\$	59,250,589
BI	MONTANA	MT02006-0602	CR-Lodge Grass: VC sewer repl ph 2	3	69	\$	3,715,000	\$	62,965,589
BI	MONTANA	MT44500-0301	NC-Ashland: water tank	2	70	\$	440,000	\$	63,405,589
BI	MONTANA	MT02003-0303	CR-Crow Agency: install meters	2	71	\$	250,000	\$	63,655,589
BI	MONTANA	MT21230-0201	RB-Box Elder East Wastewater Treatment Facility Phase 1	3	72	\$	1,557,000	\$	65,212,589
BI	MONTANA	MT24273-0101	FH-Dayton: pumphouse & pressure tank	2	73	\$	50,000	\$	65,262,589
BI	WYOMING	WY07762-0101 *	ES-Boulder Flat: New Community Sewer System	3	74	\$	1,796,120	\$	67,058,709
BI	MONTANA	MT44501-0501	NC-Birney: AC water main replacement	3	75	\$	353,000	\$	67,411,709
BI	MONTANA	MT18999-1004	BF-Browning Landfill closure ph IV	3	76	\$	554,000	\$	67,965,709
BI	MONTANA	MT18999-1006	BF-solid waste equipment - C & D landfill	3	77	\$	821,000	\$	68,786,709
BI	MONTANA	MT44501-0401	NC-Birney: new well	2	78	\$	111,000	\$	68,897,709
BI	MONTANA	MT44999-0202	NC-Open dump cleanup	3	79	\$	553,000	\$	69,450,709
BI	MONTANA	MT44504-0501	NC-Reservation wide hydrant replacement	2	80	\$	393,100	\$	69,843,809
BI	MONTANA	MT18200-0201	BF-Babb-Hookup to N system	3	81	\$	630,576	\$	70,474,385
BI	MONTANA	MT18203-0201	BF-Browning-repl Depot 2-in waterline	3	82	\$	74,171	\$	70,548,556
BI	WYOMING	WY07768-1505 *	ES-Hotsprings Water Main Loop	3	83	\$	280,000	\$	70,828,556
BI	WYOMING	WY07768-1506 *	ES-Boulder Flat Water Main Extension	3	84	\$	263,000	\$	71,091,556
BI	MONTANA	MT44501-0201	NC-Birney: sewer main replacement	3	85	\$	650,600	\$	71,742,156
BI	MONTANA	MT03999-0102	FB-Reservation wide white goods collection	2	86	\$	296,100	\$	72,038,256
BI	MONTANA	MT02006-0206	CR-Lodge Grass: water meters	2	87	\$	186,000	\$	72,224,256
BI	WYOMING	WY07768-0106	ES-Ft Washakie: As Builts	2	88	\$	125,000	\$	72,349,256
BI	MONTANA	MT24999-0501	FH-water system security fencing	2	89	\$	408,680	\$	72,757,936

**Indian Health Service
2016 Annual Report of Sanitation Deficiency Levels**

IHS Area: California (CA)

Area	State	Project No.	Project Name	Project DL	Area Priority	Project Cost	Cumulative Project Cost
CA	CALIFORNIA	CA12393-0401	Orleans CSD Water Treatment System	4	1	\$ 580,900	\$ 580,900
CA	CALIFORNIA	CA11346-0501	Grindstone Water Storage Tank Replacement	4	2	\$ 623,100	\$ 1,204,000
CA	CALIFORNIA	CA12392-1101	YUROK Community Water Improvements	4	3	\$ 123,800	\$ 1,327,800
CA	CALIFORNIA	CA23406-0501	Old Sherwood Valley - Deep Water Well	4	4	\$ 345,600	\$ 1,673,400
CA	CALIFORNIA	CA12353-3303	YUROK Monitoring System Improvements	3	5	\$ 210,800	\$ 1,884,200
CA	CALIFORNIA	CA12354-3001	HOOPA JMWTP Improvements	3	6	\$ 565,000	\$ 2,449,200
CA	CALIFORNIA	CA33442-2101	TORRES MARTINEZ Individual Water Services	4	7	\$ 11,100	\$ 2,460,300
CA	CALIFORNIA	CA33437-0401	ESCONDIDO DISTRICT On-Site Water/Waste Water	4	8	\$ 174,200	\$ 2,634,500
CA	CALIFORNIA	CA54512-1301	Tule River North Reservation Rd Sewer Extension Phase 1	4	9	\$ 812,000	\$ 3,446,500
CA	CALIFORNIA	CA03306-0501	Ione Indian Community - Pumphouse and Treatment Upgrade	3	10	\$ 242,900	\$ 3,689,400
CA	CALIFORNIA	CA45841-0601	RDO Scattered Sites	4	11	\$ 170,000	\$ 3,859,400
CA	CALIFORNIA	CA37477-0201	VIEJAS AC Water Main Replacement	3	12	\$ 136,300	\$ 3,995,700
CA	CALIFORNIA	CA37474-0201	SAN PASQUAL District C CWS Pump House	3	13	\$ 98,700	\$ 4,094,400
CA	CALIFORNIA	CA12354-2901	HOOPA Bald Hill Pumping Improvements	3	14	\$ 174,000	\$ 4,268,400
CA	CALIFORNIA	CA37470-1201	MESA GRANDE Maxcy Pump House Repl.	3	15	\$ 89,200	\$ 4,357,600
CA	CALIFORNIA	CA12354-1401	HOOPA Agency Water Main Replacement	3	16	\$ 355,800	\$ 4,713,400
CA	CALIFORNIA	CA25416-0301	PR XL Rancheria Back-up Water Source	2	17	\$ 296,178	\$ 5,009,578
CA	CALIFORNIA	CA08332-1401	RESIGHINI Water Improvements	2	18	\$ 133,000	\$ 5,142,578
CA	CALIFORNIA	CA42486-0501 *	SANTA YNEZ Dumpsites Clean-up	3	19	\$ 100,000	\$ 5,242,578
CA	CALIFORNIA	CA37472-1001	PAUMA New Well (#4) Connection	2	20	\$ 529,700	\$ 5,772,278
CA	CALIFORNIA	CA12354-2701	HOOPA JMWTP Intake Replacement	4	21	\$ 655,000	\$ 6,427,278
CA	CALIFORNIA	CA12354-2402	HOOPA Agency Septic Improvements Phase 2	3	22	\$ 517,100	\$ 6,944,378
CA	CALIFORNIA	CA08333-0901	Tolowa Dee-ni' Nation Water Quality Monitoring	2	23	\$ 127,600	\$ 7,071,978
CA	CALIFORNIA	CA12354-2601	HOOPA JMWTP Chlorine Generation System	4	24	\$ 15,380	\$ 7,087,358
CA	CALIFORNIA	CA55516-0101	Tuolumne Water Well	2	25	\$ 179,400	\$ 7,266,758
CA	CALIFORNIA	CA37473-1101	RINCON Well Destruction	2	26	\$ 47,900	\$ 7,314,658
CA	CALIFORNIA	CA37475-2001	SANTA YSABEL Canyon System Extension Chlorination	2	27	\$ 31,400	\$ 7,346,058
CA	CALIFORNIA	CA33441-1001	SOBOBA Solid Waste Transfer Station	3	28	\$ 211,000	\$ 7,557,058
CA	CALIFORNIA	CA37466-1501	LA JOLLA - PASHAL RD WATER MAIN REPLACEMENT	2	29	\$ 592,000	\$ 8,149,058
CA	CALIFORNIA	CA25413-1001	FT Bidwell Water Storage Tank Improvements and Emergency Power	2	30	\$ 128,268	\$ 8,277,326
CA	CALIFORNIA	CA08331-0301	Crescent City Rotating Biological Contactor Major Overhaul	2	31	\$ 82,600	\$ 8,359,926
CA	CALIFORNIA	CA37474-1201	SAN PASQUAL - Decentralized Sewer System	4	32	\$ 554,800	\$ 8,914,726
CA	CALIFORNIA	CA15999-0204	Tubatulabal White Blanket Surface Water Treatment	4	33	\$ 208,600	\$ 9,123,326
CA	CALIFORNIA	CA11346-0601	Grindstone WTR TRTMT Plant Air Gap	2	34	\$ 4,800	\$ 9,128,126
CA	CALIFORNIA	CA37475-2501	SANTA YSABEL Mountain and Canyon Systems Connection	2	35	\$ 931,500	\$ 10,059,626
CA	CALIFORNIA	CA08360-1301	YUROK Klamath Tank	3	36	\$ 822,600	\$ 10,882,226
CA	CALIFORNIA	CA36457-0101	SAN MANUEL Water System SCADA	2	37	\$ 200,400	\$ 11,082,626
CA	CALIFORNIA	CA37466-1101	LA JOLLA Lower Sys WM Replacement	2	38	\$ 285,300	\$ 11,367,926
CA	CALIFORNIA	CA37462-1401	CAMPO OLD SYSTEM WATER STORAGE TANK	2	39	\$ 344,000	\$ 11,711,926
CA	CALIFORNIA	CA37471-0701 *	PALA SOUTH Water Main Replacement and Ext	2	40	\$ 471,500	\$ 12,183,426
CA	CALIFORNIA	CA37468-1401	LOS COYOTES Los Tules Site Open Dump	3	41	\$ 150,000	\$ 12,333,426
CA	CALIFORNIA	CA37476-0101	SYCUAN Water Tank Upgrade	2	42	\$ 294,800	\$ 12,628,226

**Indian Health Service
2016 Annual Report of Sanitation Deficiency Levels**

CA	CALIFORNIA	CA37470-0901	MESA GRANDE Maxcy System Tank Renovation	2	43	\$	61,900	\$	12,690,126
CA	CALIFORNIA	CA54512-0701	Tule River Water Storage Tank	2	44	\$	826,500	\$	13,516,626
CA	CALIFORNIA	CA37462-1302	CAMPO North CWS	4	45	\$	1,020,700	\$	14,537,326
CA	CALIFORNIA	CA12353-3401	YUROK Scattered Site Wastewater	4	46	\$	231,500	\$	14,768,826
CA	CALIFORNIA	CA33440-0301	SANTA ROSA Res. Water Storage Tank	2	47	\$	406,400	\$	15,175,226
CA	CALIFORNIA	CA12352-0601	Blue Lake Well Abandonment	2	48	\$	3,300	\$	15,178,526
CA	CALIFORNIA	CA12373-0501	YUROK Ke'Pel Well	3	49	\$	239,000	\$	15,417,526
CA	CALIFORNIA	CA37466-1401	LA JOLLA WESTERN WELL #4	3	50	\$	219,100	\$	15,636,626
CA	CALIFORNIA	CA23214-2601	Redwood Valley-Redwood Drive Manhole Replacement	2	51	\$	26,200	\$	15,662,826
CA	CALIFORNIA	CA47815-7003	Happy Camp Water System Upgrades - Phase 3	2	52	\$	42,400	\$	15,705,226
CA	CALIFORNIA	CA12356-0801	DRT Wiyot-Table Bluff Well Improvements	2	53	\$	391,000	\$	16,096,226
CA	CALIFORNIA	CA37473-1301	RINCON Solid Waste Transfer Center	2	54	\$	276,200	\$	16,372,426
CA	CALIFORNIA	CA33442-1701	TORRES MARTINEZ Artesian Wells	2	55	\$	112,600	\$	16,485,026
CA	CALIFORNIA	CA37471-0801	PALA South Sewer Collection Extension	3	56	\$	3,379,400	\$	19,864,426
CA	CALIFORNIA	CA10341-0601	BIG SANDY - NEW WATER SOURCE	3	57	\$	668,900	\$	20,533,326
CA	CALIFORNIA	CA12393-0301	Orleans CSD Water Main Rehabilitation	2	58	\$	10,000	\$	20,543,326
CA	CALIFORNIA	CA37477-0101	VIEJAS SOLIDS DEWATERING	2	59	\$	519,585	\$	21,062,911
CA	CALIFORNIA	CA18839-0501	Susanville Water Service Line Replacement	2	60	\$	465,000	\$	21,527,911
CA	CALIFORNIA	CA12515-0901	Cher-ae Heights Water Storage	2	61	\$	615,000	\$	22,142,911
CA	CALIFORNIA	CA33436-1201 *	MORONGO Community Sewer	2	62	\$	13,178,802	\$	35,321,713
CA	CALIFORNIA	CA08333-0501	Tolowa Dee-ni' Nation Water Main Loop	2	63	\$	466,000	\$	35,787,713
CA	CALIFORNIA	CA54512-1401	TR AV Sewer Extension	4	64	\$	993,000	\$	36,780,713
CA	CALIFORNIA	CA10341-0201	BIG SANDY - COMMUNITY SEWER	4	65	\$	2,701,000	\$	39,481,713
CA	CALIFORNIA	CA54512-1201	TR Cow Mountain Water Supply	3	66	\$	619,000	\$	40,100,713
CA	CALIFORNIA	CA12354-0503	HOOPA Sewer Phase 2	3	67	\$	6,788,800	\$	46,889,513
CA	CALIFORNIA	CA12354-2902	HOOPA Bald Hill Water Supply	2	68	\$	534,600	\$	47,424,113
CA	CALIFORNIA	CA12373-0601	YUROK Kepel Sedimentation Tank Rehabilitation	2	69	\$	37,000	\$	47,461,113
CA	CALIFORNIA	CA12354-1801	HOOPA Tish Tang Water Improvements	2	70	\$	283,500	\$	47,744,613
CA	CALIFORNIA	CA12354-1103	HOOPA Tanks Ph3 Campbell Field	2	71	\$	858,600	\$	48,603,213
CA	CALIFORNIA	CA12354-1102	HOOPA Tanks Ph2 Agency Field	2	72	\$	470,000	\$	49,073,213
CA	CALIFORNIA	CA37474-0901	SAN PASQUAL - Dist A Well #3 Treatment	2	73	\$	524,300	\$	49,597,513
CA	CALIFORNIA	CA12392-0801	YUROK Weitchpec Redwood Tank Rehabilitation	2	74	\$	79,300	\$	49,676,813
CA	CALIFORNIA	CA37473-1701	RINCON North Well & Pump House	2	75	\$	713,272	\$	50,390,085
CA	CALIFORNIA	CA37462-1101	CAMPO South Pumphouse Upgrade	2	76	\$	69,000	\$	50,459,085
CA	CALIFORNIA	CA47815-7002	Happy Camp Water System Upgrades - Phase 2	3	77	\$	158,300	\$	50,617,385
CA	CALIFORNIA	CA12356-0701	Wiyot-Wastewater System Improvements	2	78	\$	595,000	\$	51,212,385
CA	CALIFORNIA	CA37464-0401	Ewiiapaayp - Pump House	2	79	\$	17,800	\$	51,230,185
CA	CALIFORNIA	CA33434-1501	CAHUILLA Individual Water System Improvements	4	80	\$	84,000	\$	51,314,185
CA	CALIFORNIA	CA37469-0902 *	MANZANITA - COMMUNITY WASTEWATER SOUTH Phase 2	4	81	\$	333,300	\$	51,647,485
CA	CALIFORNIA	CA47819-0302	Yreka Individual W&S	2	82	\$	315,000	\$	51,962,485
CA	CALIFORNIA	CA99210-0101 *	Chicken Ranch Water Well Project	2	83	\$	169,500	\$	52,131,985
CA	CALIFORNIA	CA37474-0602	SAN PASQUAL Community Sewer District A	4	84	\$	6,763,100	\$	58,895,085
CA	CALIFORNIA	CA12353-0101	YUROK Notchko Village Water Improvements	2	85	\$	17,500	\$	58,912,585
CA	CALIFORNIA	CA12354-2001	HOOPA Emergency Water Supply	2	86	\$	698,500	\$	59,611,085
CA	CALIFORNIA	CA37468-0901	LOS COYOTES Water Source Protection	2	87	\$	25,600	\$	59,636,685
CA	CALIFORNIA	CA15999-0401	Tubatulabal Miranda Water System Improvements	2	88	\$	38,000	\$	59,674,685
CA	CALIFORNIA	CA33441-0701	SOBOBA Solid Waste	2	89	\$	410,000	\$	60,084,685

**Indian Health Service
2016 Annual Report of Sanitation Deficiency Levels**

CA	CALIFORNIA	CA12355-0101	Rohnerville - Old Rancheria Water	2	90	\$	115,000	\$	60,199,685
CA	CALIFORNIA	CA12393-0601	Orleans MWC Water Treatment Improvements	3	91	\$	438,500	\$	60,638,185
CA	CALIFORNIA	CA12353-3302	YUROK Kenek Water Storage Tank	2	92	\$	183,300	\$	60,821,485
CA	CALIFORNIA	CA37475-1901	SANTA YSABEL Home Water Services	2	93	\$	204,900	\$	61,026,385
CA	CALIFORNIA	CA37467-0302	LA POSTA - New Upper Sys Well - Ph 2 - Pump House	3	94	\$	321,900	\$	61,348,285
CA	CALIFORNIA	CA08333-1501	Tolowa Dee-ni' Nation Wastewater Grit Removal and Dewatering Improvements	2	95	\$	166,000	\$	61,514,285
CA	CALIFORNIA	CA23214-2901	Redwood Valley-Water Storage Tank	2	96	\$	624,100	\$	62,138,385
CA	CALIFORNIA	CA12354-1901	HOOPA Campbell Field Water Improvements	2	97	\$	122,300	\$	62,260,685
CA	CALIFORNIA	CA23402-0801	Hopland Main Waterline Crossing Improvements	2	98	\$	208,800	\$	62,469,485
CA	CALIFORNIA	CA23402-0201	Hopland Water Main Crossing Improvements	2	99	\$	546,900	\$	63,016,385
CA	CALIFORNIA	CA49505-0401	Stewarts Pt Water	2	100	\$	170,600	\$	63,186,985
CA	CALIFORNIA	CA55516-0301	Tuolumne Water Storage Tank	2	101	\$	424,800	\$	63,611,785
CA	CALIFORNIA	CA12354-0504	HOOPA Sewer Phase 3	3	102	\$	4,309,000	\$	67,920,785
CA	CALIFORNIA	CA37470-1301	MESA GRANDE Main Sys Well #2 (Tank Well)	3	103	\$	410,800	\$	68,331,585
CA	CALIFORNIA	CA33440-0601	SANTA ROSA Res. STDF REPLACEMENT	2	104	\$	110,900	\$	68,442,485
CA	CALIFORNIA	CA08333-0701	Tolowa Dee-ni' Nation Water Supply Improvements	2	105	\$	417,300	\$	68,859,785
CA	CALIFORNIA	CA33440-0401	SANTA ROSA Res. Transfer Station	2	106	\$	21,000	\$	68,880,785
CA	CALIFORNIA	CA37474-0603	SAN PASQUAL Community Sewer District B Phase 2	4	107	\$	5,781,000	\$	74,661,785
CA	CALIFORNIA	CA12353-3301	YUROK Kenek Water Main	3	108	\$	298,800	\$	74,960,585
CA	CALIFORNIA	CA54512-1302	TR NRR Sewer Extension Phase 2	4	109	\$	3,425,000	\$	78,385,585
CA	CALIFORNIA	CA17382-0002	Middletown Sewer Improvements Phase II	3	110	\$	569,400	\$	78,954,985
CA	CALIFORNIA	CA55516-1301	Tuolumne Rancheria Water System Improvement	2	111	\$	1,211,900	\$	80,166,885
CA	CALIFORNIA	CA08360-0801	YUROK Klamath Sewer Main Replacement	2	112	\$	470,300	\$	80,637,185
CA	CALIFORNIA	CA47815-0801	Happy Camp Wastewater Treatment System	2	113	\$	40,000	\$	80,677,185
CA	CALIFORNIA	CA47815-5002	Happy Camp WW Sewer-Ph 2	2	114	\$	30,000	\$	80,707,185
CA	CALIFORNIA	CA12352-0501	Blue Lake Water Storage	2	115	\$	195,000	\$	80,902,185
CA	CALIFORNIA	CA47815-9002	Happy Camp Water Storage	2	116	\$	239,000	\$	81,141,185
CA	CALIFORNIA	CA08999-0101	Elk Valley Individual W&S	2	117	\$	135,000	\$	81,276,185
CA	CALIFORNIA	CA12354-0502	HOOPA Sewer Phase 1	3	118	\$	10,047,200	\$	91,323,385
CA	CALIFORNIA	CA37475-0702	SANTA YSABEL Solid Waste Closure	3	119	\$	160,000	\$	91,483,385
CA	CALIFORNIA	CA12353-3104	YUROK Solid Waste Disposal & Equipment	2	120	\$	236,242	\$	91,719,627
CA	CALIFORNIA	CA08364-0301	YUROK Klamath Glen Wastewater System	2	121	\$	1,427,700	\$	93,147,327
CA	CALIFORNIA	CA37474-0501	SAN PASQUAL Dist B Radionuclide Trt	2	122	\$	1,395,000	\$	94,542,327
CA	CALIFORNIA	CA08331-0101	Crescent City Individual Wastewater	2	123	\$	45,000	\$	94,587,327
CA	CALIFORNIA	CA37469-0801	MANZANITA Community Water System	4	124	\$	2,095,700	\$	96,683,027
CA	CALIFORNIA	CA12354-0505	HOOPA Septage Facility	3	125	\$	1,086,900	\$	97,769,927
CA	CALIFORNIA	CA33442-1801	TORRES MARTINEZ STDF REPLACEMENT	2	126	\$	119,500	\$	97,889,427
CA	CALIFORNIA	CA10342-0101	Cold Springs Water Well	2	127	\$	172,500	\$	98,061,927
CA	CALIFORNIA	CA37467-0301 *	LA POSTA New Upper System Well	3	128	\$	678,800	\$	98,740,727
CA	CALIFORNIA	CA23405-0309 *	Round Valley Force Main Rehab	2	129	\$	842,300	\$	99,583,027
CA	CALIFORNIA	CA47815-7004	Happy Camp Water Sys Upgrades - Phase 4	2	130	\$	14,000	\$	99,597,027
CA	CALIFORNIA	CA37468-1101 *	LOS COYOTES Campground Tank Replacement	2	131	\$	256,300	\$	99,853,327
CA	CALIFORNIA	CA49505-1001	Stewarts Point Rancheria Open Dump Clean-Up	2	132	\$	47,754	\$	99,901,081
CA	CALIFORNIA	CA37476-0401 *	SYCUAN New Water Tank	2	133	\$	1,537,515	\$	101,438,596
CA	CALIFORNIA	CA33442-1401	TORRES MARTINEZ AVE 64 WM Dist Repl	2	134	\$	415,000	\$	101,853,596
CA	CALIFORNIA	CA33440-0501	SANTA ROSA Res. Solid Waste	2	135	\$	156,500	\$	102,010,096
CA	CALIFORNIA	CA08332-1501 *	RESIGHINI Wastewater System	3	136	\$	687,500	\$	102,697,596

**Indian Health Service
2016 Annual Report of Sanitation Deficiency Levels**

CA	CALIFORNIA	CA37464-0301 *	EWIIAAPAAYP Water Storage Tank	3	137	\$	49,100	\$	102,746,696
CA	CALIFORNIA	CA33442-1001	TORRES-MARTINEZ Solid Waste	3	138	\$	388,000	\$	103,134,696
CA	CALIFORNIA	CA20397-0201	Picayune Transfer Station	2	139	\$	400,000	\$	103,534,696
CA	CALIFORNIA	CA47817-0201	Forks of Salmon - Indv STDF	2	140	\$	45,000	\$	103,579,696
CA	CALIFORNIA	CA32426-0401	Greenville Rancheria Water Storage Tank	2	141	\$	168,000	\$	103,747,696
CA	CALIFORNIA	CA08333-1202	Tolowa Dee-ni' Nation Community Wastewater Connections, Phase II	2	142	\$	100,000	\$	103,847,696
CA	CALIFORNIA	CA08333-1403	Tolowa Dee-ni' Nation Prince Island Court Wastewater Connections	2	143	\$	140,000	\$	103,987,696
CA	CALIFORNIA	CA16376-0401	Santa Rosa Water Well	2	144	\$	211,400	\$	104,199,096
CA	CALIFORNIA	CA12540-0101	Rohnerville Individual Facility Improvements	2	145	\$	180,000	\$	104,379,096
CA	CALIFORNIA	CA37462-1701	CAMPO HUD System - Well Controls	2	146	\$	109,700	\$	104,488,796
CA	CALIFORNIA	CA37462-1001	CAMPO Water Main Realignment	2	147	\$	294,000	\$	104,782,796
CA	CALIFORNIA	CA16376-0302	Santa Rosa Tachi-Yokut Wastewater Disposal	2	148	\$	1,064,000	\$	105,846,796
CA	CALIFORNIA	CA08999-0201	Smith River Individual W&S	2	149	\$	180,000	\$	106,026,796
CA	CALIFORNIA	CA47815-8001	Happy Camp Individual W&S	2	150	\$	225,000	\$	106,251,796
CA	CALIFORNIA	CA12393-0101	Orleans West-Indiv Well & Septic	2	151	\$	75,000	\$	106,326,796
CA	CALIFORNIA	CA47108-0101	Scott Bar Individual W&S	2	152	\$	135,000	\$	106,461,796
CA	CALIFORNIA	CA47109-0101	Seiad Individual W&S	2	153	\$	67,500	\$	106,529,296
CA	CALIFORNIA	CA08333-1301	Nii-lii-chvn-dvn Allotment	2	154	\$	98,000	\$	106,627,296
CA	CALIFORNIA	CA47105-0101	Somes Bar Individual W&S	2	155	\$	90,000	\$	106,717,296
CA	CALIFORNIA	CA87215-4001 *	Scotts Valley-Red Hills Water Improvements	4	156	\$	243,700	\$	106,960,996
CA	CALIFORNIA	CA17410-0501	Big Valley Water Treatment Improvements	2	157	\$	515,300	\$	107,476,296
CA	CALIFORNIA	CA03306-0301 *	Ione Water Main Replacement	2	158	\$	338,000	\$	107,814,296
CA	CALIFORNIA	CA08360-1101	YUROK Klamath Water Main Replacement	2	159	\$	741,600	\$	108,555,896
CA	CALIFORNIA	CA23406-0401 *	Sherwood Valley (old) - Water Main	2	160	\$	269,000	\$	108,824,896
CA	CALIFORNIA	CA37475-0201	SANTA YSABEL Water Tank Access Roads Improvements	2	161	\$	272,600	\$	109,097,496
CA	CALIFORNIA	CA33442-1203 *	TORRES MARTINEZ AVE 64 SEWER MAIN	4	162	\$	2,117,400	\$	111,214,896
CA	CALIFORNIA	CA54512-0601 *	Tule River Apple Vly Pumphouse & Water Main	2	163	\$	376,001	\$	111,590,897
CA	CALIFORNIA	CA37472-0901 *	PAUMA-YUIMA Two System Connection	2	164	\$	240,000	\$	111,830,897
CA	CALIFORNIA	CA37475-2401 *	SANTA YSABEL Ortega Water Main Replacement	2	165	\$	156,000	\$	111,986,897
CA	CALIFORNIA	CA33442-1402 *	TORRES MARTINEZ AVE 64 WATER MAIN	2	166	\$	1,610,000	\$	113,596,897
CA	CALIFORNIA	CA23405-3801 *	Round Valley-Hopper Lane Water Main Extension	2	167	\$	1,223,300	\$	114,820,197
CA	CALIFORNIA	CA34451-0702 *	Wilton Rancheria Pumphouse & Tank	2	168	\$	371,200	\$	115,191,397
CA	CALIFORNIA	CA37474-0604 *	SAN PASQUAL Community Sewer Expansion Ph 3	4	169	\$	2,742,100	\$	117,933,497
CA	CALIFORNIA	CA33438-0401 *	RAMONA Community Water System	2	170	\$	379,900	\$	118,313,397
CA	CALIFORNIA	CA37474-1101	SAN PASQUAL - Solid Waste Transfer Station	2	171	\$	438,100	\$	118,751,497
CA	CALIFORNIA	CA25413-0801	FT Bidwell Solid Waste Project	2	172	\$	53,600	\$	118,805,097
CA	CALIFORNIA	CA34451-0701 *	Wilton Water Main Replacement	2	173	\$	386,700	\$	119,191,797
CA	CALIFORNIA	CA06327-0102 *	Cortina BOR Water Conveyance Project	4	174	\$	2,352,900	\$	121,544,697
CA	CALIFORNIA	CA37475-1801	SANTA YSABEL Transfer Station	2	175	\$	119,000	\$	121,663,697
CA	CALIFORNIA	CA37474-1301 *	SAN PASQUAL - District C Well Drilling	3	176	\$	401,600	\$	122,065,297
CA	CALIFORNIA	CA23405-0135 *	Round Valley-Piner-WRWW Water Intertie	2	177	\$	529,200	\$	122,594,497
CA	CALIFORNIA	CA23402-0603 *	Hopland Sewer Improv Phase 3	2	178	\$	201,200	\$	122,795,697
CA	CALIFORNIA	CA37464-0201 *	EWIIAAPAAYP Open Dump Cleanup	3	179	\$	205,300	\$	123,000,997
CA	CALIFORNIA	CA06327-0501	Cortina Rancheria Tank Rehabilitation Project	2	180	\$	132,000	\$	123,132,997
CA	CALIFORNIA	CA06327-0002 *	Cortina - Distribution Mains	4	181	\$	466,000	\$	123,598,997
CA	CALIFORNIA	CA23201-0100	Coyote Valley Sewer Improvement	3	182	\$	430,000	\$	124,028,997
CA	CALIFORNIA	CA23405-0702	Round Valley- Solid Waste	2	183	\$	98,005	\$	124,127,002

**Indian Health Service
2016 Annual Report of Sanitation Deficiency Levels**

CA	CALIFORNIA	CA12355-0301 *	Rohnerville-Old Rancheria Water Supply Improvements	2	184	\$	241,000	\$	124,368,002
CA	CALIFORNIA	CA03306-0401 *	Ione Indian Community JVID Water Connection	2	185	\$	1,977,000	\$	126,345,002
CA	CALIFORNIA	CA23405-0307 *	Round Valley - Agency Sewer & Feas Study	2	186	\$	743,300	\$	127,088,302
CA	CALIFORNIA	CA06327-0004	Cortina Community Wastewater Improvements	2	187	\$	119,100	\$	127,207,402
CA	CALIFORNIA	CA17385-0102 *	Upper Lake - Community Sewer Phase 1	2	188	\$	907,200	\$	128,114,602
CA	CALIFORNIA	CA12515-0204 *	Cher-ae Heights Wastewater Improvements	2	189	\$	866,000	\$	128,980,602
CA	CALIFORNIA	CA23406-2501 *	Water Storage Tank-OSVR	2	190	\$	720,400	\$	129,701,002
CA	CALIFORNIA	CA33434-1201 *	CAHUILLA Small Comm Wtr System	1	191	\$	478,100	\$	130,179,102
CA	CALIFORNIA	CA08347-0202 *	Elk Valley Solid Waste	1	192	\$	68,000	\$	130,247,102
CA	CALIFORNIA	CA47815-0602 *	Happy Camp - Elk Creek Wastewater Project	2	193	\$	524,000	\$	130,771,102
CA	CALIFORNIA	CA08333-1203 *	Tolowa Dee-ni' Nation Community Wastewater Connections, Phase III	2	194	\$	200,000	\$	130,971,102
CA	CALIFORNIA	CA37475-2301 *	SANTA YSABEL Ortega System New Well	2	195	\$	278,900	\$	131,250,002
CA	CALIFORNIA	CA47815-1001 *	Happy Camp-3 Individ. Water	2	196	\$	245,000	\$	131,495,002
CA	CALIFORNIA	CA47817-0301 *	Forks of Salmon - Knownothing Ck Indiv Water	2	197	\$	24,000	\$	131,519,002
CA	CALIFORNIA	CA08333-0402 *	Tolowa Dee-ni' Nation Solid Waste	1	198	\$	126,000	\$	131,645,002
CA	CALIFORNIA	CA47817-0601 *	Somes Bar - 2 Individ. Homes	2	199	\$	81,000	\$	131,726,002
CA	CALIFORNIA	CA47815-0901 *	Happy Camp Solid Waste	1	200	\$	233,000	\$	131,959,002

**Indian Health Service
2016 Annual Report of Sanitation Deficiency Levels**

IHS Area: Great Plains (GP)

Area	State	Project No.	Project Name	Project DL	Area Priority	Project Cost	Cumulative Project Cost
GP	SOUTH DAKOTA	SD56778-0102	PR - CS: Kyle SFM Replacement	4	1	\$ 994,000	\$ 994,000
GP	SOUTH DAKOTA	SD08546-CC01	CC - RW: Crow Creek Com W/L Ext	4	2	\$ 3,967,000	\$ 4,961,000
GP	NORTH DAKOTA	ND27412-0101	FB - CSLS: Four Bears Master Lift Station Renovation	4	3	\$ 126,000	\$ 5,087,000
GP	SOUTH DAKOTA	SD20607-0701	CR - CS: EB BIA Housing Sewer Renovation	4	4	\$ 1,531,000	\$ 6,618,000
GP	SOUTH DAKOTA	SD11999-0201	YK - INDS: Failing Individual Sewer Service	4	5	\$ 102,000	\$ 6,720,000
GP	SOUTH DAKOTA	SD15999-2301	SR - RW: Kenel Area PRV Vault	3	6	\$ 360,000	\$ 7,080,000
GP	NEBRASKA	NE87351-2901	WN - INDS: Septic System Replacements	4	7	\$ 160,000	\$ 7,240,000
GP	SOUTH DAKOTA	SD45698-0101	LT - WST: Red Iron Standpipe Renovation	4	8	\$ 486,000	\$ 7,726,000
GP	NEBRASKA	NE87351-2701	WN - CS: HWY 77 Reconstruction	3	9	\$ 1,248,000	\$ 8,974,000
GP	SOUTH DAKOTA	SD35849-0101	PR - CSLS: Wanblee Lift Station Renovation	4	10	\$ 306,000	\$ 9,280,000
GP	SOUTH DAKOTA	SD67999-0501	CR - RW: NW-6 Water System Upgrade	3	11	\$ 1,457,000	\$ 10,737,000
GP	NEBRASKA	NE87999-1601	OM - INDWSL: Brick Home WSL Repl.	3	12	\$ 365,000	\$ 11,102,000
GP	SOUTH DAKOTA	SD67872-0301	CR - CS: Red Scaffold Sewer Replacement	4	13	\$ 237,500	\$ 11,339,500
GP	NORTH DAKOTA	ND40486-1401	TM - CSL: Recreation-School Lagoons	4	14	\$ 2,275,000	\$ 13,614,500
GP	NORTH DAKOTA	ND03999-1701	FT - RW: Wood Lake Lodges RWE	4	15	\$ 169,000	\$ 13,783,500
GP	SOUTH DAKOTA	SD54765-0101	LT - CS: Sewer Rehabilitation	4	16	\$ 418,000	\$ 14,201,500
GP	NORTH DAKOTA	ND43999-1301	SR - RW: WM Extension To Youth Ranch Area	4	17	\$ 385,000	\$ 14,586,500
GP	SOUTH DAKOTA	SD60813-0201	RB - CW: Okreek Water Main Replacement	3	18	\$ 314,000	\$ 14,900,500
GP	SOUTH DAKOTA	SD47713-0201	RB - CW: Butte Creek Water Main Replacement	3	19	\$ 159,000	\$ 15,059,500
GP	NEBRASKA	NE87999-1501	OM - INDS: Omaha Scattered Site (Donald Grant)	4	20	\$ 17,000	\$ 15,076,500
GP	NORTH DAKOTA	ND40999-1701	TM - WST: Reservoir A Replacement	3	21	\$ 3,500,000	\$ 18,576,500
GP	NEBRASKA	NE87350-1801	OM - CS: Walthill WTP Discharge Imp	3	22	\$ 93,000	\$ 18,669,500
GP	SOUTH DAKOTA	SD60816-0401	RB - CW: Hollywood Add. and Soldier Hill Water Main Replacement	3	23	\$ 992,000	\$ 19,661,500
GP	NORTH DAKOTA	ND53520-0501	TR - RW: Water System Improvements	2	24	\$ 150,000	\$ 19,811,500
GP	SOUTH DAKOTA	SD11999-0304	YK - SW: Reservation Wide Open Dump Cleanup	3	25	\$ 170,000	\$ 19,981,500
GP	SOUTH DAKOTA	SD08547-SD01	CC - CS: FT Thompson Community Gravity Sewer	4	26	\$ 1,229,000	\$ 21,210,500
GP	SOUTH DAKOTA	SD08547-1101	CC - WPH: FT Thompson Intake Replace	3	27	\$ 1,665,000	\$ 22,875,500
GP	SOUTH DAKOTA	SD42687-WBS1	LB - CS: West Brule Sewer Replace	4	28	\$ 1,376,000	\$ 24,251,500
GP	NEBRASKA	NE87351-2201	WN - CWST: Thunderway Tank	3	29	\$ 134,000	\$ 24,385,500
GP	IOWA	IA86001-2101	SF - CS: Sewer Main Inspection	3	30	\$ 916,000	\$ 25,301,500
GP	NORTH DAKOTA	ND40486-1101	TM - CSLS: Eaglesview LS Replacement	3	31	\$ 450,000	\$ 25,751,500
GP	SOUTH DAKOTA	SD60807-0101	RB - CSST: Old Grass Mountain Sewer	4	32	\$ 152,000	\$ 25,903,500
GP	SOUTH DAKOTA	SD20623-0701	CR - RW: On T. Tree-Whitehorse WM1	3	33	\$ 968,000	\$ 26,871,500
GP	NORTH DAKOTA	ND40486-1301	TM - CSL: South Belcourt Lagoon Exp Phase 3	3	34	\$ 3,358,000	\$ 30,229,500
GP	SOUTH DAKOTA	SD60812-0301	RB - CS: Mission Sewer Rehab.	4	35	\$ 5,206,000	\$ 35,435,500
GP	SOUTH DAKOTA	SD11565-0701	YK - CS: North Wagner North Lift Station	4	36	\$ 245,000	\$ 35,680,500
GP	SOUTH DAKOTA	SD56999-0204	PR - SW: Res-Wide Dump Closures	3	37	\$ 1,636,000	\$ 37,316,500
GP	NORTH DAKOTA	ND40999-1402	Shelly Valley - Casino Lagoon System	3	38	\$ 2,650,000	\$ 39,966,500
GP	SOUTH DAKOTA	SD20607-0601	CR - CSL: Habitat Sewage Diversion	4	39	\$ 1,482,000	\$ 41,448,500
GP	NORTH DAKOTA	ND03358-1401	FT - CS & CSLS: High Meadows SM	4	40	\$ 813,000	\$ 42,261,500
GP	SOUTH DAKOTA	SD20999-0201	CR - RW: No. Hwy 63 Water Main Upgr.	3	41	\$ 2,861,000	\$ 45,122,500
GP	SOUTH DAKOTA	SD67867-0202	CR - CSL: Cherry Crk. Lagoon Renovate	3	42	\$ 1,183,000	\$ 46,305,500

**Indian Health Service
2016 Annual Report of Sanitation Deficiency Levels**

GP	SOUTH DAKOTA	SD56783-0401	PR - CS: Pine Ridge Village Sewer	4	43	\$	2,696,000	\$	49,001,500
GP	SOUTH DAKOTA	SD20623-0702	CR - RW: On T. Tree-Whitehorse WM2	3	44	\$	847,000	\$	49,848,500
GP	NORTH DAKOTA	ND53999-0203	TR - SW: TISA Solid Waste Phase 2	3	45	\$	806,000	\$	50,654,500
GP	NORTH DAKOTA	ND43502-0301	SR - RW: Reservation Wide Storage Tank Mixers	3	46	\$	155,000	\$	50,809,500
GP	NEBRASKA	NE54320-1401	SA - CW: Water Treatment Plant	2	47	\$	1,279,000	\$	52,088,500
GP	SOUTH DAKOTA	SD60816-0501	RB: CS - Rosebud Community Sewer Replacement	4	48	\$	2,590,000	\$	54,678,500
GP	SOUTH DAKOTA	SD20607-0301	CR - SW: EB Tribal Waste Disposal Sta	3	49	\$	2,300,000	\$	56,978,500
GP	IOWA	IA86001-1801	SF - CW: New Well Construction	2	50	\$	378,000	\$	57,356,500
GP	SOUTH DAKOTA	SD67873-0102	CR - CSL: Thunder Bt. Lagoon Renovate	3	51	\$	209,000	\$	57,565,500
GP	SOUTH DAKOTA	SD56783-0110	PR - CSL: Pine Ridge Sec. Cell Liner	3	52	\$	3,665,000	\$	61,230,500
GP	SOUTH DAKOTA	SD60814-0301	RB - CW: Parmelee Water Main Replacement	3	53	\$	1,535,000	\$	62,765,500
GP	SOUTH DAKOTA	SD20613-0301*	CR - RW: So. Lantry Water Main Ext.	4	54	\$	1,101,000	\$	63,866,500
GP	SOUTH DAKOTA	SD15999-0501	SR - RW: Transmission Main to FY	3	55	\$	6,400,000	\$	70,266,500
GP	SOUTH DAKOTA	SD56783-0111	PR - CS: PR FM CARV Vaults	3	56	\$	106,000	\$	70,372,500
GP	IOWA	IA86001-1601	SF - SW: Solid Waste Equipment	2	57	\$	182,000	\$	70,554,500
GP	NORTH DAKOTA	ND40486-0103	TM- IS: Replacement Sewer Services	4	58	\$	1,500,000	\$	72,054,500
GP	SOUTH DAKOTA	SD54999-1002	LT - SW: Collection System	3	59	\$	2,115,000	\$	74,169,500
GP	NORTH DAKOTA	ND40999-1201	TM - SW: Open Dumps Cleanup	3	60	\$	1,100,000	\$	75,269,500
GP	NEBRASKA	NE87350-2001	OM - CW: Walthill Water Main Relocation	3	61	\$	671,000	\$	75,940,500
GP	NORTH DAKOTA	ND03358-0401	FT - CW: East FT Water Improvements	2	62	\$	635,000	\$	76,575,500
GP	SOUTH DAKOTA	SD11999-0303	YK - SW: Charles Mix Rubble Site	3	63	\$	293,000	\$	76,868,500
GP	SOUTH DAKOTA	SD42687-SW01	LB - SW: Solid Waste Equipment	2	64	\$	379,000	\$	77,247,500
GP	NORTH DAKOTA	ND27414-0401	FB - CSLS: Mandaree WTP Lift Station Construction	3	65	\$	543,000	\$	77,790,500
GP	SOUTH DAKOTA	SD47719-0201	RB - CS: Swift Bear Sewer Main Rehab.	4	66	\$	772,000	\$	78,562,500
GP	SOUTH DAKOTA	SD20611-0301	CR - CSL: Green Grass Lagoon Renovate	3	67	\$	182,000	\$	78,744,500
GP	NEBRASKA	NE87346-2501	OM - CW: Water Meters	3	68	\$	1,001,000	\$	79,745,500
GP	NEBRASKA	NE87999-1301	OM - WTP: Water Treatment Plant	3	69	\$	2,575,000	\$	82,320,500
GP	NORTH DAKOTA	ND40999-1801	TM - WST: Leon's Hill Reservoir	3	70	\$	2,600,000	\$	84,920,500
GP	NORTH DAKOTA	ND40999-1501	TM - RW: Res A and B Service Area	3	71	\$	983,000	\$	85,903,500
GP	SOUTH DAKOTA	SD20623-0501	CR - CWST: Whitehorse Comm. Water Sys.	3	72	\$	529,000	\$	86,432,500
GP	NORTH DAKOTA	ND53520-0401	TR - RW: Trenton Storage Tank Access Road	2	73	\$	185,000	\$	86,617,500
GP	NORTH DAKOTA	ND40486-1601	TM - CSL: Lower Green Acres Lagoons	3	74	\$	526,000	\$	87,143,500
GP	NEBRASKA	NE87351-2601	WN - CWST - Pow-Wow Tank	3	75	\$	103,000	\$	87,246,500
GP	IOWA	IA86001-1301	SF - OM: SCADA Upgrades	2	76	\$	131,000	\$	87,377,500
GP	NORTH DAKOTA	ND03363-0103	FT - CSL & CSLS: Tokio/Wood Lake	3	77	\$	2,151,000	\$	89,528,500
GP	SOUTH DAKOTA	SD56781-0101	PR - CSL: Manderson Lagoon Rehab	3	78	\$	147,000	\$	89,675,500
GP	NORTH DAKOTA	ND40486-0107	TM - SW: Landfill Closure	3	79	\$	1,119,000	\$	90,794,500
GP	SOUTH DAKOTA	SD54761-0401	LT - CWST: Agency Village Water Storage Tank	2	80	\$	1,237,000	\$	92,031,500
GP	SOUTH DAKOTA	SD50731-0201	FL - OM: Pumper Truck	2	81	\$	157,000	\$	92,188,500
GP	SOUTH DAKOTA	SD60808-0001	RB - CS: He Dog Sewer System	4	82	\$	513,000	\$	92,701,500
GP	SOUTH DAKOTA	SD60812-0401	RB - CW: Mission Water Replacement	3	83	\$	4,423,000	\$	97,124,500
GP	SOUTH DAKOTA	SD61830-0201	RB - CW: Ideal Water Main Replacement	4	84	\$	591,000	\$	97,715,500
GP	NORTH DAKOTA	ND40487-0101	TM - CSL & CSLS: Dunseith Community	3	85	\$	4,344,000	\$	102,059,500
GP	NEBRASKA	NE87350-1901	OM - WA: Thurston Co. Well Abandonment	2	86	\$	8,200	\$	102,067,700
GP	SOUTH DAKOTA	SD67999-0901	CR - RWST: NW-6 WST	2	87	\$	1,445,000	\$	103,512,700
GP	SOUTH DAKOTA	SD54761-0201	LT - CW: Old Agency Water Main Extension	2	88	\$	525,000	\$	104,037,700
GP	NEBRASKA	NE87346-1801	OM - CW: 750,000 Gal. Water Tower	2	89	\$	3,284,000	\$	107,321,700

**Indian Health Service
2016 Annual Report of Sanitation Deficiency Levels**

GP	SOUTH DAKOTA	SD42687-WB01	LB - CWST: West Brule WST	2	90	\$	1,748,000	\$	109,069,700
GP	NORTH DAKOTA	ND40486-1802	TM - CS: Belcourt Sewer Replacement North PH 2	4	91	\$	2,019,000	\$	111,088,700
GP	SOUTH DAKOTA	SD67999-0601*	CR - RWST: SW-3 WST	3	92	\$	1,453,000	\$	112,541,700
GP	NORTH DAKOTA	ND03358-1201	FT - CSL: FT BIA Lagoon Abandonment	2	93	\$	155,000	\$	112,696,700
GP	SOUTH DAKOTA	SD67866-0003	CR - CWST: Bridger City WST	3	94	\$	541,000	\$	113,237,700
GP	SOUTH DAKOTA	SD56783-0107	PR - CSL: PR Old Lagoon Abandonment	2	95	\$	691,000	\$	113,928,700
GP	NORTH DAKOTA	ND03358-0601	FT - CW: South FT WM Upsize	2	96	\$	290,000	\$	114,218,700
GP	SOUTH DAKOTA	SD60999-0304	RB - SW: Solid Waste Phase 4	2	97	\$	1,560,000	\$	115,778,700
GP	SOUTH DAKOTA	SD60999-1701	RB - SW: Solid Waste Equipment	2	98	\$	1,450,000	\$	117,228,700
GP	SOUTH DAKOTA	SD67999-0401	CR - RWBS: SW-3 Booster Pump Station	2	99	\$	300,000	\$	117,528,700
GP	NORTH DAKOTA	ND40486-1501	TM - CSL: Upper Green Acres Lagoons	2	100	\$	923,000	\$	118,451,700
GP	SOUTH DAKOTA	SD11561-0101	YK - CW: Lake Andes AC WM Replacement	2	101	\$	795,500	\$	119,247,200
GP	SOUTH DAKOTA	SD54759-0201	LT - CSL: Long Hollow Lagoon Expansion	2	102	\$	131,000	\$	119,378,200
GP	NORTH DAKOTA	ND03358-0301	FT - RW: St. Michael Com Hydrant & Valve Repl	2	103	\$	96,000	\$	119,474,200
GP	NORTH DAKOTA	ND27999-0701	FB - OM: Fort Berthold Water Meters	2	104	\$	615,000	\$	120,089,200
GP	SOUTH DAKOTA	SD15580-0101	SR_CSL_Wakpala WW Treatment	4	105	\$	2,920,000	\$	123,009,200
GP	SOUTH DAKOTA	SD60815-0101	RB - CSL: Ring Thunder Lagoon	4	106	\$	414,000	\$	123,423,200
GP	NORTH DAKOTA	ND03365-0104	FT - CS: Wood Lake Sewer Imp	3	107	\$	349,000	\$	123,772,200
GP	SOUTH DAKOTA	SD67999-0701*	CR - RW: SW-3 Water System Upgr. PH1	2	108	\$	1,301,000	\$	125,073,200
GP	SOUTH DAKOTA	SD61830-0101	RB - CSL: Abandon Lagoons	2	109	\$	3,687,000	\$	128,760,200
GP	SOUTH DAKOTA	SD11565-1101	YK - CW: So. Wagner AC WM Replacement	2	110	\$	461,000	\$	129,221,200
GP	SOUTH DAKOTA	SD56793-0101	PR - CW: Evergreen Community Water Upgrades	2	111	\$	214,000	\$	129,435,200
GP	NORTH DAKOTA	ND03999-0105	FT - SW: Solid Waste Phase 5	2	112	\$	1,631,000	\$	131,066,200
GP	NORTH DAKOTA	ND03358-0901	FT - SW: SL Open Dump Cleanup	2	113	\$	260,000	\$	131,326,200
GP	SOUTH DAKOTA	SD20607-0501	CR - CW: Willow St WM Renovation	2	114	\$	1,197,000	\$	132,523,200
GP	NEBRASKA	NE87350-1701	OM - CW: Walthill Valve and Hydrant Repl	2	115	\$	381,000	\$	132,904,200
GP	SOUTH DAKOTA	SD67999-0101	CR - RW: Red Scfld.-SW-7 WM Upgr. PH1	2	116	\$	2,839,000	\$	135,743,200
GP	NORTH DAKOTA	ND40486-1201	TM - CSLS: Kent Addition LS Renov.	2	117	\$	294,000	\$	136,037,200
GP	SOUTH DAKOTA	SD60821-0001	RB - CS: Upper Cut Meat Sewer	4	118	\$	521,000	\$	136,558,200
GP	SOUTH DAKOTA	SD47715-0201	RB - CW: Corn Creek Water Main Upgrade	3	119	\$	781,000	\$	137,339,200
GP	SOUTH DAKOTA	SD56772-0102	PR - CW: Batesland HUD Community Water Upgrades	2	120	\$	206,000	\$	137,545,200
GP	SOUTH DAKOTA	SD67999-0702*	CR - RW: SW-3 Water System Upgr. PH2	2	121	\$	987,000	\$	138,532,200
GP	SOUTH DAKOTA	SD08547-0402	CC - SW: Res Wide Rubble Site	2	122	\$	1,322,000	\$	139,854,200
GP	SOUTH DAKOTA	SD47713-0101	RB - CSL: Butte Creek Lagoon	2	123	\$	74,000	\$	139,928,200
GP	NORTH DAKOTA	ND03358-0201	FT - OM: Fort Totten Lagoon Fencing	2	124	\$	218,000	\$	140,146,200
GP	SOUTH DAKOTA	SD56778-0601	PR - CW: Kyle Community Water Upgrades	2	125	\$	1,721,000	\$	141,867,200
GP	NEBRASKA	NE87346-2301	OM - CS: Lagoon Discharge Flow Measurement	2	126	\$	65,000	\$	141,932,200
GP	SOUTH DAKOTA	SD11561-0301	YK - CS: L.A. Housing Lift Station Renovation	2	127	\$	91,000	\$	142,023,200
GP	SOUTH DAKOTA	SD11562-0101	YK - CW: Martyr Water Storage Tank Abandonment	2	128	\$	43,000	\$	142,066,200
GP	NEBRASKA	NE87351-2101	WN - CW: Winnebago Water Meters	2	129	\$	748,000	\$	142,814,200
GP	SOUTH DAKOTA	SD67999-0201	CR - RWST: So. Hwy 63 SW-1 WST	3	130	\$	991,000	\$	143,805,200
GP	SOUTH DAKOTA	SD20614-0201	CR - CSL: LaPlante Lagoon Renovation	3	131	\$	492,000	\$	144,297,200
GP	SOUTH DAKOTA	SD08547-0102	CC - CSLS/CS: FT Thompson East Housing	2	132	\$	754,000	\$	145,051,200
GP	NORTH DAKOTA	ND43999-1101	SR_SW_Res Wide Open Dump Cleanup	3	133	\$	1,100,000	\$	146,151,200
GP	SOUTH DAKOTA	SD56783-0206	PR - SW: Pine Ridge Landfill Closure (open dump)	2	134	\$	1,500,000	\$	147,651,200
GP	NORTH DAKOTA	ND03999-0902	FT - RW: Rolling Hills Sys Replace	2	135	\$	285,000	\$	147,936,200
GP	NEBRASKA	NE87999-0601	OM - CW: 12-inch Transmission Main	2	136	\$	1,181,000	\$	149,117,200

**Indian Health Service
2016 Annual Report of Sanitation Deficiency Levels**

GP	NORTH DAKOTA	ND27414-0001	FB - CWS: Mandaree Water System Ren	2	137	\$	365,000	\$	149,482,200
GP	SOUTH DAKOTA	SD20999-1001	CR - WA: CR Abandon Wells	2	138	\$	83,000	\$	149,565,200
GP	SOUTH DAKOTA	SD54999-1201	LT - O&M: SCADA Monitoring System	2	139	\$	640,000	\$	150,205,200
GP	SOUTH DAKOTA	SD26651-0301	RB - CS: Milks Camp Sewer System	3	140	\$	497,000	\$	150,702,200
GP	SOUTH DAKOTA	SD60819-0101	RB - CSL: Spring Creek Lagoon	3	141	\$	1,204,000	\$	151,906,200
GP	SOUTH DAKOTA	SD15574-0301	SR_RW_Running Antelope WM Extension	3	142	\$	315,000	\$	152,221,200
GP	SOUTH DAKOTA	SD20614-0301	CR - RWST: Armstrong WST	3	143	\$	1,025,000	\$	153,246,200
GP	SOUTH DAKOTA	SD56783-0108	PR - WPH: Old Hospital Pumphouse	2	144	\$	109,000	\$	153,355,200
GP	SOUTH DAKOTA	SD15571-0301	SR_CSL_Rock Creek Lagoon Renovation	2	145	\$	420,000	\$	153,775,200
GP	SOUTH DAKOTA	SD15574-0401	SR_CSL_Running Antelope Rip Rap	2	146	\$	540,000	\$	154,315,200
GP	SOUTH DAKOTA	SD20623-0102	CR - CSL: Whitehorse Lagoon Renovate	2	147	\$	384,000	\$	154,699,200
GP	NEBRASKA	NE87346-1201	OM - CSL: Lagoon & Sewer Improve	2	148	\$	59,000	\$	154,758,200
GP	SOUTH DAKOTA	SD60816-0102	RB - CS: Rosebud Lagoon Phase 2	3	149	\$	1,162,000	\$	155,920,200
GP	SOUTH DAKOTA	SD20623-0601*	CR - RW: Whitehorse Water Main Loop	2	150	\$	2,285,000	\$	158,205,200
GP	SOUTH DAKOTA	SD03526-0002	PR - CWST: Allen Water Tank & System Upgrades	2	151	\$	612,000	\$	158,817,200
GP	NORTH DAKOTA	ND03999-2901	FT - INDWT: Ind. Water Treatment	2	152	\$	110,000	\$	158,927,200
GP	NORTH DAKOTA	ND43999-0101	SR_OM_Standing Rock O&M	2	153	\$	1,250,000	\$	160,177,200
GP	SOUTH DAKOTA	SD60817-0201	RB - CW: St. Francis AC Water Main Replacement	2	154	\$	2,826,000	\$	163,003,200
GP	NEBRASKA	NE87351-0701	WN - OM: Portable Generator	2	155	\$	94,000	\$	163,097,200
GP	SOUTH DAKOTA	SD60816-0601	RB - CS: Marshmallow Housing Sewer Rehab.	4	156	\$	45,000	\$	163,142,200
GP	SOUTH DAKOTA	SD60815-0201	RB - CWST: Ring Thunder WST Rehab	3	157	\$	220,000	\$	163,362,200
GP	SOUTH DAKOTA	SD56783-0701	PR - CW: PR East North Community Water Upgrades	2	158	\$	3,399,000	\$	166,761,200
GP	SOUTH DAKOTA	SD35848-0201	PR - CW: Potato Creek Community Water Upgrades	2	159	\$	146,000	\$	166,907,200
GP	SOUTH DAKOTA	SD35849-0201	PR - CW: Wanblee Community Water Upgrades	2	160	\$	890,000	\$	167,797,200
GP	SOUTH DAKOTA	SD56790-0101	PR - CW: Wounded Knee Community Water Upgrades	2	161	\$	655,000	\$	168,452,200
GP	SOUTH DAKOTA	SD56789-0001	PR - WPH/CSL: Wolf Creek W/S Imp	2	162	\$	300,200	\$	168,752,400
GP	NEBRASKA	NE87351-0901	WN - CWS: SCADA for Water/Sewer	2	163	\$	358,000	\$	169,110,400
GP	SOUTH DAKOTA	SD60815-0301	RB - CS: Wiconzani Sewer Treatment Upgrade	4	164	\$	74,000	\$	169,184,400
GP	NORTH DAKOTA	ND27412-0701	FB - SW: Res Wide Open Dump Cleanup	3	165	\$	1,400,000	\$	170,584,400
GP	SOUTH DAKOTA	SD15573-0301	SR_CW_Kenel AC Pipe Replacement	2	166	\$	750,000	\$	171,334,400
GP	NORTH DAKOTA	ND03999-2601	FT - WA: Ind. Well Abandonment	2	167	\$	177,000	\$	171,511,400
GP	NORTH DAKOTA	ND43501-0301	SR_CW_Cannonball AC Pipe Replacement	2	168	\$	1,050,000	\$	172,561,400
GP	SOUTH DAKOTA	SD11999-0302	YK - SW: SW Management Plan	2	169	\$	50,000	\$	172,611,400
GP	SOUTH DAKOTA	SD08546-BG01	CC - WTP: FT Thompson Emergency Generators	2	170	\$	765,000	\$	173,376,400
GP	NORTH DAKOTA	ND03999-0601	FT - OM: Sioux Utilities	2	171	\$	298,000	\$	173,674,400
GP	SOUTH DAKOTA	SD08545-0002	CC - CS: Bad Nation Community Sewer	4	172	\$	1,346,000	\$	175,020,400
GP	NORTH DAKOTA	ND03358-1101	FT - CS: South Ridge SM Repl & RR	3	173	\$	410,000	\$	175,430,400
GP	SOUTH DAKOTA	SD54763-0301*	LT - WST: Peever Flats Standpipe Renovati	2	174	\$	681,000	\$	176,111,400
GP	SOUTH DAKOTA	SD56782-0102	PR - CSL: Loneman Lagoon Upgrade	2	175	\$	191,000	\$	176,302,400
GP	SOUTH DAKOTA	SD61833-0200	RB - CS: Winner Sewer	3	176	\$	836,000	\$	177,138,400
GP	NORTH DAKOTA	ND27412-0601*	FB - CSLS: LS SCADA	1	177	\$	735,000	\$	177,873,400
GP	NORTH DAKOTA	ND29999-0101*	FB - RW: Twin Buttes East Rural Water Expansion	4	178	\$	3,600,000	\$	181,473,400
GP	SOUTH DAKOTA	SD08547-LA01	CC - CSL: FT Thompson Old Lagoon Renovation	3	179	\$	550,000	\$	182,023,400
GP	NORTH DAKOTA	ND03999-1801	FT - RW: Warwick Rural Water	2	180	\$	510,000	\$	182,533,400
GP	NORTH DAKOTA	ND03358-1001*	FT - CS & CSLS: Shelter Belt Lane	4	181	\$	627,000	\$	183,160,400
GP	SOUTH DAKOTA	SD08547-0401	CC - CSLS: Pow Wow Housing Lift Station	3	182	\$	483,000	\$	183,643,400
GP	SOUTH DAKOTA	SD60818-0102	RB - CS: Soldier Creek Sewer Phase2	3	183	\$	252,000	\$	183,895,400

**Indian Health Service
2016 Annual Report of Sanitation Deficiency Levels**

GP	SOUTH DAKOTA	SD60819-0201	RB - CW: Spring Creek Water Main Replacement	2	184	\$	875,000	\$	184,770,400
GP	NEBRASKA	NE87999-0701*	OM - SW: Solid Waste Equip	1	185	\$	257,000	\$	185,027,400
GP	SOUTH DAKOTA	SD15999-2201*	SR_RW_RA South User Extension	4	186	\$	1,315,000	\$	186,342,400
GP	SOUTH DAKOTA	SD15999-1601	SR_RW_Bear Soldier to McIntosh	3	187	\$	1,200,000	\$	187,542,400
GP	SOUTH DAKOTA	SD15999-1801	SR_RW_Rock Creek Area Pipeline	3	188	\$	1,430,000	\$	188,972,400
GP	SOUTH DAKOTA	SD15999-1901	SR_RW_Running Antelope RW Ph. 1	3	189	\$	550,000	\$	189,522,400
GP	SOUTH DAKOTA	SD15999-1902	SR_RW_Running Antelope RW Ph. 2	3	190	\$	110,000	\$	189,632,400
GP	SOUTH DAKOTA	SD15999-2001	SR_RW_Thunderhawk Area Pipeline	3	191	\$	110,000	\$	189,742,400
GP	SOUTH DAKOTA	SD15999-2101	SR_RW_LE Well Field - Mahto WM Ext	3	192	\$	445,000	\$	190,187,400
GP	SOUTH DAKOTA	SD08547-0502	CC - SW: Solid Waste Equipment	2	193	\$	836,000	\$	191,023,400
GP	SOUTH DAKOTA	SD20607-0401*	CR - RWST: Eagle Butte WST Repainting	1	194	\$	185,000	\$	191,208,400
GP	NORTH DAKOTA	ND03362-0301*	FT - CS: Gellar/St. Michael Lag SM	2	195	\$	180,000	\$	191,388,400
GP	NORTH DAKOTA	ND43999-0901	SR_RW_Porcupine Area Pipeline	3	196	\$	85,000	\$	191,473,400
GP	SOUTH DAKOTA	SD56792-0101*	PR - CSL: Sharps Corner Lagoon	2	197	\$	336,000	\$	191,809,400
GP	NORTH DAKOTA	ND53999-0501*	TR - RW & RWBS: Painted Woods Sub.	2	198	\$	785,000	\$	192,594,400
GP	SOUTH DAKOTA	SD67999-0102*	CR - RW: Red Scfld.-SW-7 WM Upgr. PH2	2	199	\$	6,030,000	\$	198,624,400
GP	NEBRASKA	NE87351-2301*	WN - OM: VacTron	1	200	\$	72,000	\$	198,696,400
GP	SOUTH DAKOTA	SD15573-0201	SR_RW_Kenel to State Line WM Ext.	3	201	\$	450,000	\$	199,146,400
GP	SOUTH DAKOTA	SD20624-0101*	CR - RW: Blackfoot WM Upgrade PH1	2	202	\$	1,046,000	\$	200,192,400
GP	SOUTH DAKOTA	SD03528-0203	PR - CW: Sunrise Housing Community Water Upgrades	2	203	\$	147,000	\$	200,339,400
GP	SOUTH DAKOTA	SD56785-0201	PR - CW: Red Shirt Village Community Water Upgrades	2	204	\$	151,000	\$	200,490,400
GP	NEBRASKA	NE87351-2801	WN-CW- Ho-Chunk/St. Augustine loop	2	205	\$	190,000	\$	200,680,400
GP	SOUTH DAKOTA	SD47712-0201*	RB - CW: Norris Water Main Replacement	2	206	\$	436,000	\$	201,116,400
GP	NORTH DAKOTA	ND03999-0106*	FT - SW: Solid Waste - Ph 6	1	207	\$	1,748,000	\$	202,864,400
GP	SOUTH DAKOTA	SD11560-0102*	YK - CS: Greenwood Sewer System	3	208	\$	1,152,000	\$	204,016,400
GP	NORTH DAKOTA	ND43503-0201*	SR_CSL_Porcupine WW Treatment System	3	209	\$	2,090,000	\$	206,106,400
GP	SOUTH DAKOTA	SD45702-0101*	LT - WST: Veblen Flats Water Storage	2	210	\$	422,000	\$	206,528,400
GP	SOUTH DAKOTA	SD11999-0101*	YK - OM: Septic Tank Pumper	1	211	\$	157,000	\$	206,685,400
GP	SOUTH DAKOTA	SD60999-0101*	RB - OM: Septic Tank Pumper Truck	1	212	\$	250,000	\$	206,935,400
GP	NEBRASKA	NE87901-1401*	WN-CS-BIA 30 Sewer Extension	2	213	\$	275,000	\$	207,210,400
GP	NORTH DAKOTA	ND03999-1001*	FT - RW: Azure's Trailer Court	2	214	\$	90,000	\$	207,300,400
GP	SOUTH DAKOTA	SD47715-0101*	RB - CS: Corn Creek Sewer System	3	215	\$	1,203,000	\$	208,503,400
GP	SOUTH DAKOTA	SD20624-0102*	CR - RW: Blackfoot WM Upgrade PH2	2	216	\$	1,046,000	\$	209,549,400
GP	SOUTH DAKOTA	SD11999-0002	YK - CW: Individual Water Meters	2	217	\$	544,000	\$	210,093,400
GP	SOUTH DAKOTA	SD20624-0103*	CR - RW: Blackfoot WM Upgrade PH3	2	218	\$	1,046,000	\$	211,139,400
GP	NORTH DAKOTA	ND43504-0201	SR_RW_Selfridge Transmission Main	3	219	\$	500,000	\$	211,639,400
GP	SOUTH DAKOTA	SD20624-0104*	CR - RW: Blackfoot WM Upgrade PH4	2	220	\$	1,046,000	\$	212,685,400
GP	SOUTH DAKOTA	SD56783-0901	PR - CW: PR Old Hopsital Housing Community Upgrades	2	221	\$	113,000	\$	212,798,400
GP	NORTH DAKOTA	ND03356-0101*	FT - CS & CSL: Crow Hill Community	3	222	\$	1,055,000	\$	213,853,400
GP	SOUTH DAKOTA	SD20621-0101*	CR - RW: Timber Lake Water Dstrb. Sys	2	223	\$	6,500,000	\$	220,353,400
GP	SOUTH DAKOTA	SD56783-0801*	PR - CW: PR Old Agency Community Water Upgrades	2	224	\$	1,736,000	\$	222,089,400
GP	NORTH DAKOTA	ND13999-0601*	FB - RW Twin Buttes South Rural Water Expansion	4	225	\$	672,000	\$	222,761,400
GP	SOUTH DAKOTA	SD15999-0601*	SR_RW_Wakpala to Oak Creek Exten	3	226	\$	1,050,000	\$	223,811,400
GP	SOUTH DAKOTA	SD15999-1101*	SR_RW_RW Scattered Lateral Mains	3	227	\$	500,000	\$	224,311,400
GP	SOUTH DAKOTA	SD42687-LBA1*	LB - CW: LB Com AC Water Main Replace Phase I	2	228	\$	1,741,000	\$	226,052,400
GP	SOUTH DAKOTA	SD42687-LBA2*	LB - CW: LB Com AC Water Main Replace Phase II	2	229	\$	1,555,000	\$	227,607,400
GP	NORTH DAKOTA	ND43999-1201*	SR_RW_WM Extension to J. Eagle Site	2	230	\$	152,500	\$	227,759,900

Indian Health Service
2016 Annual Report of Sanitation Deficiency Levels

GP	NORTH DAKOTA	ND13999-0401*	FB - RW: Twin Buttes West Rural Water Expansion	2	231	\$	800,000	\$	228,559,900
----	--------------	---------------	---	---	-----	----	---------	----	-------------

**Indian Health Service
2016 Annual Report of Sanitation Deficiency Levels**

IHS Area: Navajo (NA)

Area	State	Project No.	Project Name	Project DL	Area Priority	Project Cost	Cumulative Project Cost
NA	ARIZONA	AZ01046-0501	Rock Point West Ext Companion EPA/PTF XM7&W03	5	1	\$ 1,000,000	\$ 1,000,000
NA	ARIZONA	AZ03108-1607	West Leupp Ph1 Sewer & Plumbing Companion XM8&W04	4	2	\$ 642,200	\$ 1,642,200
NA	ARIZONA	AZ01012-2004	Chinle Scattered 3	5	3	\$ 1,545,001	\$ 3,187,201
NA	ARIZONA	AZ09175-2301	Pinon Scattered 4	5	4	\$ 630,000	\$ 3,817,201
NA	NEW MEXICO	NM17424-1501	Crownpoint Scattered	5	5	\$ 181,000	\$ 3,998,201
NA	NEW MEXICO	NM17447-1601	Manuelito North Scattered Extensions	5	6	\$ 160,000	\$ 4,158,201
NA	ARIZONA	AZ09070-1103	SIHASIN (2017) Whippoorwill Scattered	5	7	\$ 571,000	\$ 4,729,201
NA	ARIZONA	AZ01902-0401	GANADO AREA SCATTERED	5	8	\$ 245,000	\$ 4,974,201
NA	ARIZONA	AZ01050-0503	St. Michaels Scattered Regular	5	9	\$ 484,000	\$ 5,458,201
NA	ARIZONA	AZ01058-1103	Shiprock District West Scattered IX	5	10	\$ 173,000	\$ 5,631,201
NA	ARIZONA	AZ01026-1405	Houck Burntwater Wash Q84 Ph2 Companion Sihasin 2017	5	11	\$ 1,159,000	\$ 6,790,201
NA	NEW MEXICO	NM24624-0401	NEWCOMB SCATTERED & BURNHAM WL	5	12	\$ 1,528,000	\$ 8,318,201
NA	ARIZONA	NM17002-1403	SIHASIN (2020) Chichiltah Extension Scattered	5	13	\$ 554,000	\$ 8,872,201
NA	NEW MEXICO	NM17467-1601	Red Rock-South Twin Buttes Scattered	5	14	\$ 236,000	\$ 9,108,201
NA	NEW MEXICO	NM17475-0901	Smith Lake Scattered/Ext.	5	15	\$ 276,000	\$ 9,384,201
NA	NEW MEXICO	NM17487-2301	TWIN LAKES WOOLLY TOMMY SCATTERED	5	16	\$ 172,000	\$ 9,556,201
NA	NEW MEXICO	NM17418-0501	Church Rock Scattered Johnson Extension	5	17	\$ 205,000	\$ 9,761,201
NA	UTAH	UT19808-1601	Oljatoh Halchita Emergency Water Treatment	4	18	\$ 1,123,000	\$ 10,884,201
NA	NEW MEXICO	NM33140-0403	Ramah Goat Hill Extensions (PTF Companion)	5	19	\$ 502,000	\$ 11,386,201
NA	NEW MEXICO	NM24413-1401	BURNHAM HUNTER WASH WATERLINE EXT.	5	20	\$ 211,000	\$ 11,597,201
NA	ARIZONA	AZ09180-1601	Shonto - White Post Water System Inter-Tie and Black Mesa Water Ext (T09)	2	21	\$ 2,166,001	\$ 13,763,202
NA	ARIZONA	AZ03107-0801	Coalmine Canyon Goldsprings Extension Phase I (P)	5	22	\$ 1,090,996	\$ 14,854,198
NA	NEW MEXICO	NM17483-0301	TOHATCHI CISTERNS WP	4	23	\$ 171,000	\$ 15,025,198
NA	NEW MEXICO	NM17491-0702	RINCON MARQUEZ-Cisterns	5	24	\$ 598,000	\$ 15,623,198
NA	NEW MEXICO	NM17447-0901	Manuelito Big Rock Canyon Cisterns (Sihasin FY 2021?)	5	25	\$ 136,000	\$ 15,759,198
NA	NEW MEXICO	NM17447-0701	Manuelito Chap House Cisterns	5	26	\$ 138,540	\$ 15,897,738
NA	NEW MEXICO	NM17491-0201	Whitehorse Lake-SandSpring Cisterns	5	27	\$ 491,000	\$ 16,388,738
NA	ARIZONA	AZ03121-0A01	KAIBETO - NEW COMMUNITY WELL & STORAGE TANK	2	28	\$ 1,422,001	\$ 17,810,739
NA	NEW MEXICO	NM17458-0201	Pinedale Allotment Dispute (X)	5	29	\$ 132,000	\$ 17,942,739
NA	NEW MEXICO	NM17423-0601	COYOTE CANYON-North Cisterns	5	30	\$ 367,000	\$ 18,309,739
NA	NEW MEXICO	NM17503-0401	LITTLEWATER SW CISTERNS	5	31	\$ 114,000	\$ 18,423,739
NA	ARIZONA	AZ01040-0501	Nazlini-Flatrocks Cisterns	5	32	\$ 427,000	\$ 18,850,739
NA	NEW MEXICO	NM01084-0701	Canoncito Scattered - Cisterns	5	33	\$ 323,000	\$ 19,173,739
NA	ARIZONA	AZ09162-1301	SIHASIN (2020) Hardrock Sleepy Mountain WL Ext Phase 1 T73 (X)	5	34	\$ 1,849,000	\$ 21,022,739
NA	ARIZONA	AZ01020-1101	Dennehotso - Baby Rocks South Extension T76 (X)	5	35	\$ 1,711,000	\$ 22,733,739
NA	NEW MEXICO	NM24413-1001	BURNHAM WATERING PT	4	36	\$ 145,000	\$ 22,878,739
NA	ARIZONA	AZ03103-0402	Bodaway Wash Crossing Reroutes Phase II	3	37	\$ 477,960	\$ 23,356,699
NA	NEW MEXICO	NM17422-0110	COUSINS RADIOTOWER LOOP PH5 CISTERN (Sihasin FY 2019?)	5	38	\$ 154,000	\$ 23,510,699
NA	NEW MEXICO	NM17448-0105	MARIANO LAKE Cisterns PH5	5	39	\$ 254,000	\$ 23,764,699
NA	NEW MEXICO	NM17453-0701	Mexican Springs Todilto Park Cisterns	5	40	\$ 485,000	\$ 24,249,699
NA	NEW MEXICO	NM33140-0302	RAMAH SCATT PH II CISTERNS	5	41	\$ 178,000	\$ 24,427,699
NA	UTAH	UT19815-1201	RED MESA NORTH CISTERNS TSOSIE CAMP	5	42	\$ 112,000	\$ 24,539,699

Indian Health Service
2016 Annual Report of Sanitation Deficiency Levels

NA	ARIZONA	AZ01024-1001	Fort Defiance Sewerline Extn (P)(X)	3	43	\$	692,000	\$	25,231,699
NA	ARIZONA	AZ03103-0101	Bodayay New Well	2	44	\$	732,000	\$	25,963,699
NA	ARIZONA	AZ01016-0701	SIHASIN (2018) COVE INTERTIE	2	45	\$	421,640	\$	26,385,339
NA	NEW MEXICO	NM24608-0802	Crystal Pumping Facilities Sihasin Companion	2	46	\$	274,000	\$	26,659,339
NA	ARIZONA	AZ01902-0801	Ganado Well	2	47	\$	715,000	\$	27,374,339
NA	ARIZONA	AZ09923-0601	Steamboat 2GS 3Phase Booster Upgrade	2	48	\$	190,000	\$	27,564,339
NA	ARIZONA	AZ01034-1401	Tsaile-Lukachukai High Pressure Intertie	2	49	\$	82,000	\$	27,646,339
NA	UTAH	UT19808-0901	OLJATOH-MONUMENT VALLEY SCADA	2	50	\$	362,001	\$	28,008,340
NA	NEW MEXICO	NM24631-2205	Shiprock Farm Area Sewer Backup Generator	2	51	\$	80,000	\$	28,088,340
NA	NEW MEXICO	NM17475-0801	Smith Lake Well- Phase 1 (Booster) - PTF Funding	2	52	\$	658,217	\$	28,746,557
NA	NEW MEXICO	NM17475-0802	Smith Lake Well- Phase 2 (Well) - PTF Funding	2	53	\$	1,176,258	\$	29,922,815
NA	ARIZONA	AZ01058-1201	Sweetwater New Dean Paul Expansion	2	54	\$	319,000	\$	30,241,815
NA	NEW MEXICO	NM01084-1601	TOHAJIILEE SCATTERED HOMES (X)	5	55	\$	755,000	\$	30,996,815
NA	NEW MEXICO	NM17403-0301	BACA SOUTH CISTERNS	5	56	\$	571,000	\$	31,567,815
NA	NEW MEXICO	NM17500-0701	BECENTI-Flat Lake-Cisterns	5	57	\$	66,000	\$	31,633,815
NA	NEW MEXICO	NM17423-0503	COYOTE CANYON-South Cisterns	5	58	\$	158,000	\$	31,791,815
NA	ARIZONA	AZ01026-1101	HOUCK HIGHLANDS-Cisterns	5	59	\$	195,000	\$	31,986,815
NA	ARIZONA	AZ01026-1403	Houck Burntwater East-Cisterns	5	60	\$	257,000	\$	32,243,815
NA	ARIZONA	AZ01035-0603	Lupton South Mesa_P51_Ph2_Cist	5	61	\$	193,000	\$	32,436,815
NA	NEW MEXICO	NM33140-0501	RAMAH WHITEROCK UNIT 1 CISTERNS	5	62	\$	460,000	\$	32,896,815
NA	NEW MEXICO	NM17477-0101	STANDING ROCK SOUTH-Cisterns	5	63	\$	98,000	\$	32,994,815
NA	ARIZONA	AZ03109-0401	Coppermine - Northwest 89 (X)(P)	5	64	\$	1,281,000	\$	34,275,815
NA	ARIZONA	AZ01054-0104 *	SIHASIN (2020) Spider Rock-Chinle W/L Ext Phase 3	5	65	\$	3,792,000	\$	38,067,815
NA	ARIZONA	AZ01020-0101	Dennehotso Laguna Flats Cisterns	5	66	\$	333,000	\$	38,400,815
NA	NEW MEXICO	NM24631-0801	Shiprock 491 North Cisterns	5	67	\$	167,000	\$	38,567,815
NA	NEW MEXICO	NM17422-0111	SIHASIN (2019) COUSINS RADIOTOWER LOOP PH5 EXT.	4	68	\$	214,000	\$	38,781,815
NA	NEW MEXICO	NM17403-0502	BACA I-40 CROSSING CISTERNS	5	69	\$	207,000	\$	38,988,815
NA	NEW MEXICO	NM17500-0601	BECENTI-Milk Lake-Cisterns	5	70	\$	35,000	\$	39,023,815
NA	NEW MEXICO	NM17414-0501	Casmero Lake West Cistern	5	71	\$	107,000	\$	39,130,815
NA	NEW MEXICO	NM17423-0801	COYOTE CANYON-Red Water Pond Cisterns	5	72	\$	321,000	\$	39,451,815
NA	NEW MEXICO	NM17426-0201	NAHODISHGISH SW CISTERN	5	73	\$	104,000	\$	39,555,815
NA	ARIZONA	AZ09180-1501	SHONTO - WHITE POST EAST EXTN T08 (X)	5	74	\$	1,197,001	\$	40,752,816
NA	ARIZONA	AZ01072-0601	Wide Ruins Ext. West <3HPM	5	75	\$	1,065,000	\$	41,817,816
NA	UTAH	UT19800-1101	ANETH MAIL TRAIL CISTERNS	5	76	\$	145,000	\$	41,962,816
NA	UTAH	UT19800-0301	MONTEZUMA CREEK CISTERNS	5	77	\$	85,000	\$	42,047,816
NA	ARIZONA	AZ03103-4001	BODAWAY Scattered Cisterns PHASE I	5	78	\$	1,021,000	\$	43,068,816
NA	NEW MEXICO	NM24616-0301	HUERFANO CARSON N CIST PH I	5	79	\$	85,000	\$	43,153,816
NA	ARIZONA	AZ09166-2301	Kayenta WWTP Upgrade NTUA	3	80	\$	10,572,134	\$	53,725,950
NA	ARIZONA	AZ01036-0702	Many Farms Lake Phase 3 SIHASIN Companion (X)	5	81	\$	1,060,000	\$	54,785,950
NA	ARIZONA	AZ01024-1102	Fort Defiance Failed Drainfield-DRAINFIELDS	4	82	\$	720,004	\$	55,505,954
NA	ARIZONA	AZ01036-0902	Many Farms Scattered Failed Drainfield	4	83	\$	659,000	\$	56,164,954
NA	NEW MEXICO	NM24612-0301	Fruitland Adobe West Cistern	5	84	\$	23,000	\$	56,187,954
NA	NEW MEXICO	NM24625-0301	Morgan Lake - Ph I Cistern	5	85	\$	70,000	\$	56,257,954
NA	ARIZONA	AZ01045-1101	Shiprock Wall Cistern	5	86	\$	24,000	\$	56,281,954
NA	NEW MEXICO	NM24631-2003	Shiprock NE Cistern Ph I	5	87	\$	24,000	\$	56,305,954
NA	NEW MEXICO	NM24645-0401	White Rock South Cisterns	5	88	\$	159,000	\$	56,464,954
NA	NEW MEXICO	NM17423-0602	COYOTE CANYON-NORTH EXT. PH1	4	89	\$	358,000	\$	56,822,954

Indian Health Service
2016 Annual Report of Sanitation Deficiency Levels

NA	NEW MEXICO	NM17491-0703	SIHASIN (2020) RINCON MARQUEZ-Extensions	4	90	\$	1,344,000	\$	58,166,954
NA	NEW MEXICO	NM17503-0901	LITTLEWATER SOUTH CISTERN	5	91	\$	79,000	\$	58,245,954
NA	NEW MEXICO	NM17487-1401	TWIN LAKES-DEER SPRINGS CISTERN	5	92	\$	151,000	\$	58,396,954
NA	NEW MEXICO	NM17480-1202	SIHASIN (2019) Thoreau-Baca Scattered Homes Extensions & Well (X)	5	93	\$	2,597,000	\$	60,993,954
NA	ARIZONA	AZ09160-1004 *	SIHASIN (2018) Many Mules Waterline Phase 2	5	94	\$	4,479,004	\$	65,472,958
NA	NEW MEXICO	NM24645-0402 *	SIHASIN (2019) WHITE ROCK SOUTH EXT. Waterline	4	95	\$	503,000	\$	65,975,958
NA	NEW MEXICO	NM17418-2301	Gallup Failed Septics 2016	4	96	\$	108,000	\$	66,083,958
NA	ARIZONA	AZ01026-1301	Gallup Failed Septics - West	4	97	\$	168,000	\$	66,251,958
NA	ARIZONA	AZ09166-5401	Kayenta S.U. Failed Septic Tank & Drainfields	4	98	\$	471,000	\$	66,722,958
NA	NEW MEXICO	NM24614-0501	HOGBACK DEADMAN'S WASH-S CISTERN	5	99	\$	127,000	\$	66,849,958
NA	NEW MEXICO	NM24616-0701	Carson East Cistern	5	100	\$	98,000	\$	66,947,958
NA	ARIZONA	AZ03121-0901	KAIBETO GRAY MESA CISTERN & WPT	5	101	\$	807,008	\$	67,754,966
NA	ARIZONA	AZ09166-5301	Kayenta West Skeleton Mesa Cistern	5	102	\$	278,000	\$	68,032,966
NA	ARIZONA	AZ01034-0901	Lukachukai NW Cistern PH 1	5	103	\$	246,000	\$	68,278,966
NA	ARIZONA	AZ09180-0801	SIHASIN (2018) SHONTO TALL MTN. CISTERN & WPT	5	104	\$	1,592,001	\$	69,870,967
NA	ARIZONA	AZ01061-0402	Teec Nos Pos Tso Cistern	5	105	\$	26,000	\$	69,896,967
NA	ARIZONA	AZ01026-1402	SIHASIN (2017) Houck Burntwater Wash Q84 Ph2 Extensions (X)	4	106	\$	3,301,000	\$	73,197,967
NA	NEW MEXICO	NM24631-2403	Shiprock New WWTP NTUA Phase 2 (X)	2	107	\$	5,192,000	\$	78,389,967
NA	NEW MEXICO	NM24631-2404	Shiprock New WWTP NTUA Phase 3 (X)	2	108	\$	7,773,000	\$	86,162,967
NA	NEW MEXICO	NM24631-2402	Shiprock New WWTP NTUA Phase 1 (X)	2	109	\$	12,846,000	\$	99,008,967
NA	ARIZONA	AZ03103-0401	Bodaway Wash Crossing Reroutes Phase I (X)	3	110	\$	322,000	\$	99,330,967
NA	NEW MEXICO	NM17422-0108	COUSINS RADIOTOWER LOOP PH4 CISTERN (X)(Sihasin FY 2019?)	5	111	\$	349,000	\$	99,679,967
NA	NEW MEXICO	NM17477-0301	SIHASIN (2017) STANDING ROCK NE- CISTERN (X)	5	112	\$	316,000	\$	99,995,967
NA	NEW MEXICO	NM17502-0102	SIHASIN (2017) HAYSTACK CISTERN (X)	5	113	\$	149,000	\$	100,144,967
NA	NEW MEXICO	NM17408-0202	Bread Springs Cistern	5	114	\$	161,000	\$	100,305,967
NA	ARIZONA	AZ01036-0701	SIHASIN (2017) Many Farms Lake Phase 3 (X)	4	115	\$	1,501,000	\$	101,806,967
NA	ARIZONA	AZ09921-0201	SIHASIN (2017) WHITE CONE NAAHTEE CANYON EXT. T29 (X)	5	116	\$	750,006	\$	102,556,973
NA	NEW MEXICO	NM24622-0601	SIHASIN (2017) Pueblo Bonito-PH 2, Waterline (X)	5	117	\$	488,000	\$	103,044,973
NA	NEW MEXICO	NM24630-0101	SIHASIN (2020) SHEEPSPRINGS WL EXT W/ BOOSTER PAQ U01 (X)	5	118	\$	659,000	\$	103,703,973
NA	NEW MEXICO	NM17487-1501	SIHASIN (2021) TWIN LAKES-Tohlakai South Ext (X)	5	119	\$	389,000	\$	104,092,973
NA	ARIZONA	AZ03109-0602	COPPERMINE - KOKO EXT PHASE 2 (X)	5	120	\$	1,715,000	\$	105,807,973
NA	ARIZONA	AZ03109-0603	COPPERMINE - KOKO EXT PHASE 3 (X)	5	121	\$	1,383,000	\$	107,190,973
NA	ARIZONA	AZ03109-0601	COPPERMINE - KOKO EXT P1 (X)(P)	4	122	\$	2,319,000	\$	109,509,973
NA	ARIZONA	AZ03135-2601	SIHASIN (2017) Tuba City Failed Drainfields (X)	4	123	\$	582,000	\$	110,091,973
NA	ARIZONA	AZ01036-1201	MF-Ram Pasture Cistern	5	124	\$	1,341,000	\$	111,432,973
NA	NEW MEXICO	NM17424-1201	SIHASIN (2017) Crownpoint Scattered ST/DF Failure (X)	4	125	\$	401,000	\$	111,833,973
NA	NEW MEXICO	NM17467-1401	SIHASIN (2017) Gallup Failed Septics-South Ward (X)	4	126	\$	577,000	\$	112,410,973
NA	NEW MEXICO	NM24623-0701	Gallup Failed Septics - North	4	127	\$	863,000	\$	113,273,973
NA	ARIZONA	AZ09175-1901	District 4 Drainfields	4	128	\$	478,008	\$	113,751,981
NA	ARIZONA	AZ01046-1301	RR RP LK Drainfields	4	129	\$	320,000	\$	114,071,981
NA	NEW MEXICO	NM17446-0701	SIHASIN (2017) Lake Valley NE Cistern (X)	5	130	\$	152,000	\$	114,223,981
NA	ARIZONA	AZ09162-0601	HARDROCK SCATTERED CISTERN P1	5	131	\$	699,000	\$	114,922,981
NA	ARIZONA	AZ09164-0901	INDIAN WELLS - GORILLA HEAD CIST.	5	132	\$	892,058	\$	115,815,039
NA	ARIZONA	AZ03122-0201	LECHEE - HORSETHIEF CISTERN & WP	5	133	\$	1,795,000	\$	117,610,039
NA	ARIZONA	AZ01041-0501	SIHASIN (2017) OAK SPRINGS EAST (TOP) CISTERN	5	134	\$	194,005	\$	117,804,044
NA	ARIZONA	AZ01054-0106	Spider Rock - Phase 4 CISTERN	5	135	\$	826,000	\$	118,630,044
NA	ARIZONA	AZ01061-0501	Teec Yellow Rock Point Cistern	5	136	\$	53,000	\$	118,683,044

**Indian Health Service
2016 Annual Report of Sanitation Deficiency Levels**

NA	ARIZONA	AZ09921-0101	WHITE CONE- FLAT MESA SCAT CISTERNS	5	137	\$	220,008	\$	118,903,052
NA	UTAH	UT19812-0501	SIHASIN (2017) NHA Mexican Water Sewer Lagoon (X)	3	138	\$	752,000	\$	119,655,052
NA	ARIZONA	AZ01058-1006	Shiprock to Sweetwater/Aneth Phase 6 (Proposed Sihasin Bulk)	2	139	\$	1,113,000	\$	120,768,052
NA	ARIZONA	AZ01058-1007	Shiprock to Sweetwater/Aneth Phase 7 (Proposed PTF) (X)	2	140	\$	3,353,000	\$	124,121,052
NA	NEW MEXICO	NM24601-0601	SIHASIN (2017) Beclabito Watering Point Upgrade	2	141	\$	92,000	\$	124,213,052
NA	ARIZONA	AZ01058-1008	Shiprock to Sweetwater/Aneth Phase 8 (X)	2	142	\$	7,156,000	\$	131,369,052
NA	NEW MEXICO	NM24608-0801	SIHASIN (2017) CRYSTAL ADDT'L WATERSOURCE T61 (X)	2	143	\$	840,000	\$	132,209,052
NA	NEW MEXICO	NM24629-1301	SIHASIN (2017) Sanostee Replacement Well (X)	2	144	\$	674,000	\$	132,883,052
NA	NEW MEXICO	NM01084-1401	SIHASIN (2017) Tohajiilee Well Rehabilitation (No. 2 and 5) (X)	2	145	\$	640,000	\$	133,523,052
NA	NEW MEXICO	NM24631-2501	SIHASIN (2017) Shiprock North Lift Station Replace (X)	3	146	\$	830,000	\$	134,353,052
NA	NEW MEXICO	NM17450-4901	Navajo NM I&I Sewer Repair NTUA	2	147	\$	385,000	\$	134,738,052
NA	ARIZONA	AZ01041-0601	SIHASIN (2018) Oaksprings Additional Well Drilling	2	148	\$	769,216	\$	135,507,268
NA	ARIZONA	AZ01041-0602	Oak Springs Pumping Facilities and W/P	2	149	\$	507,824	\$	136,015,092
NA	ARIZONA	AZ01045-1401	SIHASIN (2017) RED VALLEY PRV REPLACEMENT	2	150	\$	189,000	\$	136,204,092
NA	NEW MEXICO	NM17458-1300	Pinedale JBecenti Cistern	5	151	\$	43,000	\$	136,247,092
NA	ARIZONA	AZ01026-0901	HOUCK-Sanders (X)	5	152	\$	589,000	\$	136,836,092
NA	ARIZONA	NM17002-1602	Chichiltah/Vanderwagon Phase 1 (X)	5	153	\$	4,705,000	\$	141,541,092
NA	NEW MEXICO	NM17450-0501	*SIHASIN (2019) NAVAJO-ASAAYI WATERLINE	5	154	\$	939,004	\$	142,480,096
NA	ARIZONA	AZ01047-0904	*SIHASIN (2018) Rough Rock South Waterline Ext. Ph 2	5	155	\$	923,004	\$	143,403,100
NA	NEW MEXICO	NM17403-1401	Gallup Failed Septics - Eastward	4	156	\$	1,215,000	\$	144,618,100
NA	NEW MEXICO	NM17444-1401	Iyanbito-Failed STDF Replacements	4	157	\$	142,000	\$	144,760,100
NA	ARIZONA	AZ09150-0401	BIRDSPRINGS RINCON BASIN CISTE D.5	5	158	\$	200,011	\$	144,960,111
NA	ARIZONA	AZ09158-1103	DILKON - JOHN'S DRAW 1 CIST.	5	159	\$	269,001	\$	145,229,112
NA	ARIZONA	AZ09158-1701	DILKON - TAHA CISTERNS	5	160	\$	173,004	\$	145,402,116
NA	ARIZONA	AZ09164-0801	INDIAN WELLS - TWIN PEAKS CISTERNS	5	161	\$	495,010	\$	145,897,126
NA	ARIZONA	AZ09166-2001	KAYENTA-ARIZ - EL CAP NORTH CIST.	5	162	\$	449,000	\$	146,346,126
NA	ARIZONA	AZ01031-0102	KLAGETOH - NAVAJO STATION CISTERNS	5	163	\$	947,000	\$	147,293,126
NA	ARIZONA	AZ03122-0701	LECHEE - WHITE DOME CISTERN SYSTEM	5	164	\$	255,000	\$	147,548,126
NA	UTAH	UT19808-0101	OLJATO PIUTE FARMS SCATT CISTERNS	5	165	\$	757,000	\$	148,305,126
NA	NEW MEXICO	NM24413-0801	BURNHAM EAST CISTERNS I	5	166	\$	237,000	\$	148,542,126
NA	NEW MEXICO	NM17418-1601	Gallup Boardman Waterline Loop	2	167	\$	136,000	\$	148,678,126
NA	NEW MEXICO	NM17503-0701	LITTLEWATER EAST EXT.II CISTERN	5	168	\$	45,000	\$	148,723,126
NA	NEW MEXICO	NM17422-0105	COUSINS RADIOTOWER LOOP PH2 Q83 (Proposed PTF) (X)	5	169	\$	1,044,000	\$	149,767,126
NA	ARIZONA	AZ09160-0701	FOREST LAKE CISTERN HOMES	5	170	\$	300,000	\$	150,067,126
NA	ARIZONA	AZ09150-1001	BS. REMOTE CISTERNS DIST. 5 WPT	5	171	\$	557,010	\$	150,624,136
NA	ARIZONA	AZ09158-0301	DILKON JOHN'S DRAW 2 CISTERNS	5	172	\$	311,010	\$	150,935,146
NA	ARIZONA	AZ09158-1101	DILKON - ROTTEN BANANAS BUTTE CIST.	5	173	\$	422,016	\$	151,357,162
NA	ARIZONA	AZ09033-0401	LGW SCATTERED CISTERNS DIST. 7	5	174	\$	342,012	\$	151,699,174
NA	ARIZONA	AZ03121-0701	KAIBETO SCATTERED CISTERN	5	175	\$	125,000	\$	151,824,174
NA	NEW MEXICO	NM24623-0401	Naschitti-Wildcat Springs Cisterns	5	176	\$	704,000	\$	152,528,174
NA	UTAH	UT19813-0501	NAV MT PIUTE MESA CISTERNS	5	177	\$	723,000	\$	153,251,174
NA	ARIZONA	AZ01045-1301	RED VALLEY SOUTH CISTERN	5	178	\$	94,000	\$	153,345,174
NA	NEW MEXICO	NM24631-0901	SHIPROCK FARM AREA A CISTERNS	5	179	\$	121,000	\$	153,466,174
NA	ARIZONA	AZ09184-0703	NAHATEE CANYON SPRINGS PH2 CIST.	5	180	\$	242,008	\$	153,708,182
NA	ARIZONA	AZ01072-0401	WIDE RUINS GREY CACTUS RD CISTERNS	5	181	\$	1,828,000	\$	155,536,182
NA	NEW MEXICO	NM24413-1201	BURNHAM NW CISTERN I	5	182	\$	110,000	\$	155,646,182
NA	ARIZONA	AZ03135-2401	Tuba City WWTP Upgrades NTUA (X)	3	183	\$	8,457,130	\$	164,103,312

Indian Health Service
2016 Annual Report of Sanitation Deficiency Levels

NA	ARIZONA	AZ01041-0901	SIHASIN (2018) Oak Springs-Pine Springs Additional Water Source	2	184	\$	689,000	\$	164,792,312
NA	ARIZONA	AZ03132-1202	TOLANI LAKE CM LITTLE COLORADO CIST.	5	185	\$	159,004	\$	164,951,316
NA	UTAH	UT19807-0401	MV-DOUGLAS MESA WEST EXT. T28	5	186	\$	1,407,000	\$	166,358,316
NA	ARIZONA	AZ09158-1001	SIHASIN (2019) DILKON - PYRAMID BUTTE EXT. T67	5	187	\$	1,312,000	\$	167,670,316
NA	NEW MEXICO	NM28341-1301	ALAMO APACHE WELL SCATTERED (X)	5	188	\$	107,000	\$	167,777,316
NA	UTAH	UT19800-0801 *	WESTWATER - BLANDING W/L Ext	4	189	\$	1,411,000	\$	169,188,316
NA	NEW MEXICO	NM17403-1201 *	Baca South Chavez Extensions and Lagoon	5	190	\$	1,680,000	\$	170,868,316
NA	NEW MEXICO	NM17418-2001 *	Church Rock Coal Mine Scattered	5	191	\$	254,000	\$	171,122,316
NA	ARIZONA	AZ03107-0201 *	COALMINE CANYON - SCATTERED EXT P1 T62	5	192	\$	309,000	\$	171,431,316
NA	ARIZONA	AZ01015-0402 *	Cottonwood-Tselani Extension	5	193	\$	417,000	\$	171,848,316
NA	ARIZONA	AZ01024-0201 *	SIHASIN (2017) Ft. Defiance Piney Hill Waterline Extension T60	5	194	\$	1,908,000	\$	173,756,316
NA	ARIZONA	AZ09923-0501 *	Jeddito Goldwater Loop, P1 (Proposed PTF)	5	195	\$	2,407,000	\$	176,163,316
NA	ARIZONA	AZ09923-0502 *	SIHASIN (2019) Jeddito Goldwater Loop, Phase 2	5	196	\$	1,569,000	\$	177,732,316
NA	NEW MEXICO	NM24631-0802 *	Shiprock 491 North W/L Extension	4	197	\$	1,838,000	\$	179,570,316
NA	ARIZONA	AZ01056-0601 *	SIHASIN (2021) STEAMBOAT CANYON PH I	5	198	\$	1,803,046	\$	181,373,362
NA	ARIZONA	AZ03104-1402	GRAY MOUNTAIN CISTERN - PHASE II	5	199	\$	1,212,120	\$	182,585,482
NA	ARIZONA	AZ03107-0101	COALMINE CANYON - SCAT CISTERN P 1	5	200	\$	331,000	\$	182,916,482
NA	ARIZONA	AZ09158-1203	DILKON RABBIT CISTERN	5	201	\$	262,008	\$	183,178,490
NA	ARIZONA	AZ09033-1201	LGW TWIN BUTTE CISTERN DIST. 7	5	202	\$	202,008	\$	183,380,498
NA	ARIZONA	AZ03120-0701	SIHASIN (2017) INSCRIPTION HSE ISOLATED CISTERN	5	203	\$	136,000	\$	183,516,498
NA	UTAH	UT19808-1501	Oljatoh Narrow Canyon Scattered CISTERN	5	204	\$	259,000	\$	183,775,498
NA	ARIZONA	AZ09175-1501	PINON-WEPO WASH CISTERN	5	205	\$	1,076,000	\$	184,851,498
NA	NEW MEXICO	NM24413-0701	BURNHAM NORTH CISTERN I	5	206	\$	92,000	\$	184,943,498
NA	NEW MEXICO	NM24624-0201	NEWCOMB EAST CISTERN I	5	207	\$	92,000	\$	185,035,498
NA	NEW MEXICO	NM28341-0701	ALAMO-PH1 CISTERN AND WP	5	208	\$	236,000	\$	185,271,498
NA	ARIZONA	AZ03104-1302 *	CAMERON WEST EXTENSION	5	209	\$	1,109,000	\$	186,380,498
NA	ARIZONA	AZ03108-1603 *	WEST LEUPP PH2 WL EXT	5	210	\$	4,377,000	\$	190,757,498
NA	ARIZONA	AZ03108-1605 *	LEUPP - GRAND FALLS EXTENSION	5	211	\$	4,773,990	\$	195,531,488
NA	ARIZONA	AZ01036-0402 *	SIHASIN (2017) Many Farms Lake Phase 2.5 D32/Q39/XC3	5	212	\$	1,827,000	\$	197,358,488
NA	UTAH	UT19815-1501 *	White Mesa Benally Camp	5	213	\$	422,000	\$	197,780,488
NA	ARIZONA	AZ01054-0108 *	Spider Rock W/L Ext Phase 2.5	5	214	\$	1,116,988	\$	198,897,476
NA	ARIZONA	AZ09184-0701	NAHATEE CANYON SPRINGS CIST. WPT	5	215	\$	712,026	\$	199,609,502
NA	ARIZONA	AZ09150-0801	BIRDSRINGS TOJI ANIZAAD CISTERN DIST5	5	216	\$	170,005	\$	199,779,507
NA	ARIZONA	AZ09164-0903	INDIAN WELLS- GORILLA HEAD PH2 CIST	5	217	\$	478,016	\$	200,257,523
NA	NEW MEXICO	NM17003-0401	TSAYATOH-STATE LINE CISTERN	5	218	\$	141,000	\$	200,398,523
NA	NEW MEXICO	NM24608-0501	CRYSTAL-MILKWATER PH. I CISTERN	5	219	\$	495,000	\$	200,893,523
NA	NEW MEXICO	NM24624-0301	NEWCOMB NORTH CISTERN I	5	220	\$	74,000	\$	200,967,523
NA	UTAH	UT19808-0201	OLJATOH-HALCHITA CISTERN 1 & WP	5	221	\$	923,000	\$	201,890,523
NA	NEW MEXICO	NM24629-0801	SANOSTEE CANYON CISTERN I	5	222	\$	74,000	\$	201,964,523
NA	ARIZONA	AZ01050-0402	ST Michaels Sewer Rehab EPA Z56 Phase II (X)	3	223	\$	3,849,000	\$	205,813,523
NA	ARIZONA	AZ01050-0403	ST Michaels Sewer Rehab EPA Z56 Phase III (X)	3	224	\$	3,537,000	\$	209,350,523
NA	ARIZONA	AZ01026-1501 *	HOUCK WEST SANDERS EXT	5	225	\$	230,004	\$	209,580,527
NA	ARIZONA	AZ01036-0403	Many Farms Lake Phase 4 Cisterns	5	226	\$	401,000	\$	209,981,527
NA	NEW MEXICO	NM17475-0701	SIHASIN (2017) Smith Lake Cisterns	5	227	\$	52,000	\$	210,033,527
NA	ARIZONA	AZ03108-1604 *	WEST LEUPP PH3 WL EXT	5	228	\$	2,009,003	\$	212,042,530
NA	ARIZONA	AZ09180-0901	SHONTO SCATTERED CISTERN	5	229	\$	422,000	\$	212,464,530
NA	ARIZONA	AZ09150-0301	HWY 99 CISTERN PHASE 2	5	230	\$	636,021	\$	213,100,551

**Indian Health Service
2016 Annual Report of Sanitation Deficiency Levels**

NA	ARIZONA	AZ03104-1202	LITTLE COLORADO RIVER GORGE CISTERNS	5	231	\$	544,000	\$	213,644,551
NA	ARIZONA	AZ09158-0101	DILKON SCATTERED CISTERNS	5	232	\$	920,040	\$	214,564,591
NA	ARIZONA	AZ09164-0101	INDIAN WELLS - ROUND BUTTE CIST.	5	233	\$	290,008	\$	214,854,599
NA	ARIZONA	AZ09164-0202	INDIAN WELLS-PUEBLO CO II CIST. WP	5	234	\$	730,020	\$	215,584,619
NA	ARIZONA	AZ09175-1301	PINON-WHITE VALLEY EXT. CISTERNS	5	235	\$	444,996	\$	216,029,615
NA	NEW MEXICO	NM24413-0501	BURNHAM WEST CISTERNS I	5	236	\$	56,000	\$	216,085,615
NA	NEW MEXICO	NM24413-0401	BURNHAM SW CISTERN I	5	237	\$	56,000	\$	216,141,615
NA	ARIZONA	AZ01041-0401	SIHASIN (2017) OAK SPRINGS SOUTH CISTERNS	5	238	\$	52,860	\$	216,194,475
NA	UTAH	UT19808-1301	OLJATO-TRAIN ROCK CISTERNS	5	239	\$	901,000	\$	217,095,475
NA	ARIZONA	AZ01048-0201	Round Rock NE, Cisterns	5	240	\$	656,000	\$	217,751,475
NA	ARIZONA	AZ03103-0601	Bodaway Booster Station Upgrade R98	2	241	\$	906,000	\$	218,657,475
NA	UTAH	UT19813-0802	Navajo Mtn - Arizona Scattered T66 (Phase 2)	5	242	\$	1,511,000	\$	220,168,475
NA	ARIZONA	AZ03122-0501	LECHEE - P SIANI WL EXT. T07	5	243	\$	681,000	\$	220,849,475
NA	NEW MEXICO	NM17422-0107	* COUSINS RADIOTOWER LOOP PH3 EXT. (Proposed PTF)	4	244	\$	1,870,000	\$	222,719,475
NA	ARIZONA	AZ09997-0801	BLACK MESA - East & NW Cisterns.	5	245	\$	312,152	\$	223,031,627
NA	ARIZONA	AZ03108-1101	LEUPP SAN FRANCISCO WASH CIST.DIST5	5	246	\$	750,006	\$	223,781,633
NA	NEW MEXICO	NM24623-0102	Naschitti-Bluerock-Wilson Cisterns	5	247	\$	685,000	\$	224,466,633
NA	ARIZONA	AZ03132-0104	TOLANI LAKE PRICE II CIST. DIST. 5	5	248	\$	159,004	\$	224,625,637
NA	ARIZONA	AZ03132-0803	TOLANI LK BLACK FALLS II CIST.DIST5	5	249	\$	192,005	\$	224,817,642
NA	ARIZONA	AZ03132-0901	TOLANI LAKE SCATTERED CISTERNS	5	250	\$	159,004	\$	224,976,646
NA	NEW MEXICO	NM24631-2201	* SIHASIN (2017) Shiprock Farm Area Sewer Ph II XE3 (X)	2	251	\$	897,000	\$	225,873,646
NA	ARIZONA	AZ01031-0301	KLAGETOH - TRNSWSTRN STA CISTRNS	5	252	\$	771,000	\$	226,644,646
NA	ARIZONA	AZ09184-0801	TEESTO BAD MEDICINE BUTTE EXT	5	253	\$	430,011	\$	227,074,657
NA	UTAH	UT19800-1102	* ANETH MAIL TRAIL WATERLINE	4	254	\$	455,000	\$	227,529,657
NA	UTAH	UT19800-0302	* SIHASIN (2020) MONTEZUMA CREEK EXTENSION	4	255	\$	438,000	\$	227,967,657
NA	NEW MEXICO	NM24413-0502	* BURNHAM WEST W/L EXT II	4	256	\$	280,000	\$	228,247,657
NA	NEW MEXICO	NM24413-0802	* SIHASIN (2019) BURNHAM EAST WL EXT I	4	257	\$	1,343,000	\$	229,590,657
NA	NEW MEXICO	NM24413-0702	* BURNHAM NORTH W/L EXT I	4	258	\$	597,000	\$	230,187,657
NA	NEW MEXICO	NM24413-0402	* BURNHAM SW WL EXT I	4	259	\$	222,000	\$	230,409,657
NA	NEW MEXICO	NM24413-1202	* SIHASIN (2020) BURNHAM NW WL EXT I	4	260	\$	498,000	\$	230,907,657
NA	NEW MEXICO	NM17423-0504	* COYOTE CANYON-South Extension	4	261	\$	1,600,000	\$	232,507,657
NA	NEW MEXICO	NM24612-0302	* SIHASIN (2021) Fruitland Adobe West Waterline Extension	4	262	\$	226,000	\$	232,733,657
NA	NEW MEXICO	NM24614-0502	* HOGBACK DEADMAN'S WASH-SOUTH WL	4	263	\$	351,000	\$	233,084,657
NA	NEW MEXICO	NM24616-0302	* HUERFANO CARSON NORTH WL EXT PH II	4	264	\$	641,000	\$	233,725,657
NA	NEW MEXICO	NM24616-0702	* Carson East Waterline	4	265	\$	260,000	\$	233,985,657
NA	NEW MEXICO	NM24616-0602	* Otis South WL Ext II	4	266	\$	306,000	\$	234,291,657
NA	NEW MEXICO	NM17446-0702	* Lake Valley NE Waterline	4	267	\$	713,000	\$	235,004,657
NA	ARIZONA	AZ03108-1606	* WEST LEUPP PH1A WL EXT	5	268	\$	2,309,032	\$	237,313,689
NA	NEW MEXICO	NM24625-0302	* SIHASIN (2018) Morgan Lake - Ph II Waterline Extension	4	269	\$	625,000	\$	237,938,689
NA	NEW MEXICO	NM24624-0202	* NEWCOMB EAST WL EXT I	4	270	\$	749,000	\$	238,687,689
NA	NEW MEXICO	NM24624-0302	* SIHASIN (2019) NEWCOMB NORTH WL EXT I	4	271	\$	322,000	\$	239,009,689
NA	UTAH	UT19815-1202	* RED MESA NORTH WATERLINE TSOSIE CAMP	4	272	\$	307,000	\$	239,316,689
NA	ARIZONA	AZ01045-1102	* Shiprock Wall	4	273	\$	172,000	\$	239,488,689
NA	ARIZONA	AZ01045-1302	* RED VALLEY SOUTH W/L EXTENSION	4	274	\$	454,000	\$	239,942,689
NA	NEW MEXICO	NM24629-0802	* SANOSTEE CANYON WL EXT I	4	275	\$	307,000	\$	240,249,689
NA	NEW MEXICO	NM24631-2004	* Shiprock NE Waterline Extension Ph II	4	276	\$	294,000	\$	240,543,689
NA	NEW MEXICO	NM24631-0902	* SHIPROCK FARM AREA A EXTENSION	4	277	\$	626,000	\$	241,169,689

**Indian Health Service
2016 Annual Report of Sanitation Deficiency Levels**

NA	ARIZONA	AZ01061-0502 *	SIHASIN (2021) Teec Yellow Rock Point W/L Ext, Ph I	4	278	\$	606,000	\$	241,775,689
NA	ARIZONA	AZ01061-0503 *	Teec Yellow Rock Point W/L Ext, Ph II	4	279	\$	424,000	\$	242,199,689
NA	ARIZONA	AZ01061-0403 *	Teec Nos Pos Tso Waterline Extension	4	280	\$	648,000	\$	242,847,689
NA	NEW MEXICO	NM33140-0402 *	Ramah Goathill Extensions (Proposed PTF)	4	281	\$	405,000	\$	243,252,689
NA	NEW MEXICO	NM17483-1202 *	Tohatchi Flowing Well Ext	4	282	\$	269,000	\$	243,521,689
NA	ARIZONA	AZ03108-1403	LEUPP - GRAND FALLS SCATT. CISTERNS	5	283	\$	373,995	\$	243,895,684
NA	UTAH	UT19813-0601	Nav Mtn Rainbow City East Cisterns	5	284	\$	215,000	\$	244,110,684
NA	ARIZONA	AZ01040-0301	Nazlini North Phase 1 (Cisterns)	5	285	\$	1,325,000	\$	245,435,684
NA	ARIZONA	AZ01024-1103	FORT DEFIANCE FAILED DRAINFIELDS-LAGOONS	4	286	\$	423,996	\$	245,859,680
NA	ARIZONA	AZ09158-0201	DILKON - TAYLOR CISTERNS	5	287	\$	171,004	\$	246,030,684
NA	ARIZONA	AZ09160-1001	Many Mules All Cisterns Ph 1 & WP	5	288	\$	6,513,982	\$	252,544,666
NA	ARIZONA	AZ01047-0901	SIHASIN (2019) Rough Rock North W/L Ext (X)	2	289	\$	2,842,000	\$	255,386,666
NA	ARIZONA	AZ01047-0902	Rough Rock North Phase 2 (W/L) Sihasin Companion (X)	2	290	\$	2,747,000	\$	258,133,666
NA	ARIZONA	AZ01053-0402	SAWMILL WHITE CLAY CISTERNS	5	291	\$	1,227,000	\$	259,360,666
NA	NEW MEXICO	NM01084-1001	ABQ-Tohajiilee Intertie	2	292	\$	2,706,000	\$	262,066,666
NA	NEW MEXICO	NM17467-1701 *	RED ROCK-REACH 14.6	1	293	\$	7,081,100	\$	269,147,766
NA	ARIZONA	AZ01047-1101	Rough Rock Low Pressure	4	294	\$	191,000	\$	269,338,766
NA	ARIZONA	AZ03104-1404	GRAY MOUNTAIN LAVA WASH CISTERNS	5	295	\$	352,000	\$	269,690,766
NA	ARIZONA	AZ09150-0601	BIRDSPRINGS HWY 99 CISTERNS, PHASE I	5	296	\$	501,006	\$	270,191,772
NA	ARIZONA	AZ09164-0301	INDIAN WELLS - PEANUT CISTERNS	5	297	\$	176,004	\$	270,367,776
NA	ARIZONA	AZ09921-1001	WHITE CONE - SCATTERED CISTERNS	5	298	\$	90,002	\$	270,457,778
NA	ARIZONA	AZ01014-0301	CORNFIELDS - SUNRISE TRDNG PST CIST	5	299	\$	627,000	\$	271,084,778
NA	ARIZONA	AZ03131-0101	TONALEA CISTERNS	5	300	\$	699,000	\$	271,783,778
NA	NEW MEXICO	NM33140-0303 *	RAMAH SCATTERED PHASE III EXTENSIONS	4	301	\$	655,000	\$	272,438,778
NA	NEW MEXICO	NM33140-0502 *	RAMAH WHITEROCK UNIT 1 EXTENSIONS	4	302	\$	1,394,000	\$	273,832,778
NA	NEW MEXICO	NM33140-0404 *	Goat Hill Ph 4 Exts, Tank & Booster	4	303	\$	1,086,000	\$	274,918,778
NA	NEW MEXICO	NM28341-0201	ALAMO SOLID WASTE	3	304	\$	518,000	\$	275,436,778
NA	UTAH	UT19800-1201	Aneth Chapter Dump Closures	3	305	\$	372,000	\$	275,808,778
NA	NEW MEXICO	NM17403-1501	Baca Chapter Dump Closures	3	306	\$	439,000	\$	276,247,778
NA	NEW MEXICO	NM17500-0801	Becenti Chapter Dump Closures	3	307	\$	161,000	\$	276,408,778
NA	NEW MEXICO	NM24601-0301	BECLABITO DUMP CLOSURE	3	308	\$	265,000	\$	276,673,778
NA	ARIZONA	AZ09997-0401	Black Mesa KITSILLIE SOLID WASTE	3	309	\$	230,000	\$	276,903,778
NA	ARIZONA	AZ09153-0401	BLUE GAP SOLID WASTE	3	310	\$	426,000	\$	277,329,778
NA	ARIZONA	AZ03103-1101	Bodaway Chapter Dump Closures	3	311	\$	444,000	\$	277,773,778
NA	NEW MEXICO	NM17408-0302	BREAD SPRINGS SOLID WASTE	3	312	\$	369,000	\$	278,142,778
NA	NEW MEXICO	NM24413-1301	Burnham Chapter Dump Closures	3	313	\$	87,000	\$	278,229,778
NA	ARIZONA	AZ03104-1601	Cameron Chapter Dump Closures	3	314	\$	294,000	\$	278,523,778
NA	NEW MEXICO	NM17414-0301	CASAMERO LAKE DUMP CLOSURE	3	315	\$	93,000	\$	278,616,778
NA	ARIZONA	NM17002-1501	CHICHILTAH DUMP CLOSURE	3	316	\$	613,000	\$	279,229,778
NA	ARIZONA	AZ01011-0701	CHILCHINBETO SOLID WASTE	3	317	\$	403,000	\$	279,632,778
NA	ARIZONA	AZ01012-0601	CHINLE DUMP CLOSURE	3	318	\$	1,764,000	\$	281,396,778
NA	NEW MEXICO	NM17418-1001	CHURCHROCK SCATT. DUMP CLOSURES	3	319	\$	758,000	\$	282,154,778
NA	ARIZONA	AZ03107-0301	COALMINE MESA SOLID WASTE	3	320	\$	218,000	\$	282,372,778
NA	ARIZONA	AZ03109-0301	COPPERMINE SOLID WASTE	3	321	\$	245,000	\$	282,617,778
NA	ARIZONA	AZ01014-0601	Cornfields Chapter Dump Closures	3	322	\$	233,000	\$	282,850,778
NA	ARIZONA	AZ01015-0501	TSELANI/COTTONWOOD STATION DUMP	3	323	\$	378,000	\$	283,228,778
NA	NEW MEXICO	NM23571-0501	COUNSELOR SOLID WASTE	3	324	\$	279,000	\$	283,507,778

**Indian Health Service
2016 Annual Report of Sanitation Deficiency Levels**

NA	ARIZONA	AZ01016-0801	Cove Chapter Dump Closures	3	325	\$	125,000	\$	283,632,778
NA	NEW MEXICO	NM17423-0901	Coyote Canyon Chapter Dump Closures	3	326	\$	337,000	\$	283,969,778
NA	NEW MEXICO	NM17424-0701	CROWNPOINT SOLID WASTE	3	327	\$	314,000	\$	284,283,778
NA	NEW MEXICO	NM24608-0201	CRYSTAL SOLID WASTE	3	328	\$	201,000	\$	284,484,778
NA	ARIZONA	AZ01020-0401	DENNEHOTSO SOLID WASTE	3	329	\$	701,000	\$	285,185,778
NA	ARIZONA	AZ09158-2001	Dilkon Chapter Dump Closures	3	330	\$	362,000	\$	285,547,778
NA	ARIZONA	AZ09160-0301	FOREST LAKE SOLID WASTE	3	331	\$	259,000	\$	285,806,778
NA	NEW MEXICO	NM24612-0601	Fruitland Chapter Dump Closures	3	332	\$	51,000	\$	285,857,778
NA	ARIZONA	AZ01024-0401	FT. DEFIANCE SOLID WASTE	3	333	\$	1,103,000	\$	286,960,778
NA	NEW MEXICO	NM24609-0301	Gadiiahi Chapter Dump Closure	3	334	\$	596,000	\$	287,556,778
NA	ARIZONA	AZ01902-0701	Ganado Chapter Dump Closures	3	335	\$	447,000	\$	288,003,778
NA	ARIZONA	AZ09033-1901	Greasewood Springs Chapter Dump Closures	3	336	\$	305,000	\$	288,308,778
NA	ARIZONA	AZ09162-0501	HARDROCK SOLID WASTE	3	337	\$	412,000	\$	288,720,778
NA	ARIZONA	AZ01026-0601	HOUCK SOLID WASTE	3	338	\$	458,000	\$	289,178,778
NA	NEW MEXICO	NM24616-1101	Huerfano Chapter Dump Closures	3	339	\$	578,000	\$	289,756,778
NA	ARIZONA	AZ09164-1101	Indian Wells Dump Closures	3	340	\$	341,000	\$	290,097,778
NA	ARIZONA	AZ03120-0501	INSCRIPTION HSE SOLID WASTE	3	341	\$	322,000	\$	290,419,778
NA	NEW MEXICO	NM17444-0201	IYANBITO DUMP CLOSURE	3	342	\$	349,000	\$	290,768,778
NA	ARIZONA	AZ09923-0301	JEDDITO SOLID WASTE	3	343	\$	283,000	\$	291,051,778
NA	ARIZONA	AZ03121-1301	Kaibeto Chapter Dump Closures	3	344	\$	157,000	\$	291,208,778
NA	ARIZONA	AZ09166-2401	Kayenta Chapter Dump Closures	3	345	\$	600,000	\$	291,808,778
NA	ARIZONA	AZ01030-0401	Kinlichee Chapter Dump Closures	3	346	\$	314,000	\$	292,122,778
NA	ARIZONA	AZ01031-0201	KLGETOH SOLID WASTE	3	347	\$	294,000	\$	292,416,778
NA	NEW MEXICO	NM17446-0401	LAKE VALLEY SOLID WASTE	3	348	\$	58,000	\$	292,474,778
NA	ARIZONA	AZ03122-0401	LECHEE DUMP CLOSURE	3	349	\$	330,000	\$	292,804,778
NA	ARIZONA	AZ03108-2001	Leupp Chapter Dump Closures	3	350	\$	290,000	\$	293,094,778
NA	NEW MEXICO	NM17503-0601	LITTLEWATER DUMP CLOSURE	3	351	\$	252,000	\$	293,346,778
NA	ARIZONA	AZ09922-0101	LOW MOUNTAIN/SMOKE SIGNAL SOLID WASTE	3	352	\$	305,000	\$	293,651,778
NA	ARIZONA	AZ01034-0301	LUKACHUKAI SOLID WASTE	3	353	\$	583,000	\$	294,234,778
NA	ARIZONA	AZ01035-0401	LUPTON SOLID WASTE	3	354	\$	395,000	\$	294,629,778
NA	NEW MEXICO	NM17447-0501	MANUELITO DUMP CLOSURES	3	355	\$	322,000	\$	294,951,778
NA	ARIZONA	AZ01036-0501	MANY FARMS SOLID WASTE	3	356	\$	680,000	\$	295,631,778
NA	NEW MEXICO	NM17448-0301	MARIANO LAKE SOLID WASTE	3	357	\$	296,000	\$	295,927,778
NA	NEW MEXICO	NM17453-0201	MEXICAN SPGS SOLID WASTE	3	358	\$	346,000	\$	296,273,778
NA	UTAH	UT19812-0801	Mexican Water Chapter Dump Closures	3	359	\$	186,000	\$	296,459,778
NA	NEW MEXICO	NM24622-0701	Nageezi Chapter Dump Closures	3	360	\$	316,000	\$	296,775,778
NA	ARIZONA	AZ01039-0601	Nahata Dziil Chapter Dump Closures	3	361	\$	382,000	\$	297,157,778
NA	NEW MEXICO	NM17426-0301	NAHODISHGISH DUMP CLOSURE	3	362	\$	171,000	\$	297,328,778
NA	NEW MEXICO	NM24623-0301	NASCHITTI SOLID WASTE	3	363	\$	502,000	\$	297,830,778
NA	NEW MEXICO	NM17450-0201	RED LAKE NM SOLID WASTE	3	364	\$	169,000	\$	297,999,778
NA	UTAH	UT19813-0901	Navajo Mountain Chapter Dump Closures	3	365	\$	252,000	\$	298,251,778
NA	ARIZONA	AZ01040-0201	NAZLINI SOLID WASTE	3	366	\$	316,000	\$	298,567,778
NA	NEW MEXICO	NM24625-0401	Nenahnezad Chapter Dump Closures	3	367	\$	199,000	\$	298,766,778
NA	NEW MEXICO	NM24624-0701	NEWCOMB DUMP CLOSURE	3	368	\$	176,000	\$	298,942,778
NA	ARIZONA	AZ01041-0701	Oak Springs Chapter Dump Closures	3	369	\$	207,000	\$	299,149,778
NA	NEW MEXICO	NM23572-0801	Ojo Encino Chapter Dump Closures	3	370	\$	74,000	\$	299,223,778
NA	UTAH	UT19808-0401	OLJATOH SOLID WASTE	3	371	\$	613,000	\$	299,836,778

Indian Health Service
2016 Annual Report of Sanitation Deficiency Levels

NA	NEW MEXICO	NM17458-0501	PINEDALE DUMP CLOSURE	3	372	\$	495,000	\$	300,331,778
NA	ARIZONA	AZ09175-2201	Pinon Chapter Dump Closures	3	373	\$	488,000	\$	300,819,778
NA	NEW MEXICO	NM17465-0201	PUEBLO PINTADO SOLID WASTE	3	374	\$	141,000	\$	300,960,778
NA	NEW MEXICO	NM33140-0801	RAMAH DUMP CLOSURE	3	375	\$	613,000	\$	301,573,778
NA	UTAH	UT19815-0B01	RED MESA SOLID WASTE	3	376	\$	303,000	\$	301,876,778
NA	NEW MEXICO	NM17467-0301	RED ROCK DUMP CLOSURE	3	377	\$	690,000	\$	302,566,778
NA	ARIZONA	AZ01045-0101	RED VALLEY SOLID WASTE	3	378	\$	438,000	\$	303,004,778
NA	ARIZONA	AZ01046-0701	ROCK POINT SOLID WASTE	3	379	\$	455,000	\$	303,459,778
NA	NEW MEXICO	NM17470-0401	ROCK SPRINGS SOLID WASTE	3	380	\$	442,000	\$	303,901,778
NA	ARIZONA	AZ01047-0501	ROUGH ROCK SOLID WASTE	3	381	\$	328,000	\$	304,229,778
NA	ARIZONA	AZ01048-0401	ROUND ROCK SOLID WASTE	3	382	\$	285,000	\$	304,514,778
NA	NEW MEXICO	NM24999-0101	San Juan Chapter Dump Closures	3	383	\$	246,000	\$	304,760,778
NA	NEW MEXICO	NM24629-0601	SANOSTEE DUMP CLOSURE	3	384	\$	562,000	\$	305,322,778
NA	ARIZONA	AZ01053-0201	SAWMILL SOLID WASTE	3	385	\$	252,000	\$	305,574,778
NA	NEW MEXICO	NM24630-0901	Sheep Springs Chapter Dump Closures	3	386	\$	209,000	\$	305,783,778
NA	NEW MEXICO	NM24631-2601	Shiprock Chapter Dump Closures	3	387	\$	135,000	\$	305,918,778
NA	ARIZONA	AZ09180-0201	SHONTO SOLID WASTE	3	388	\$	541,000	\$	306,459,778
NA	NEW MEXICO	NM17475-0201	SMITH LAKE SOLID WASTE	3	389	\$	328,000	\$	306,787,778
NA	ARIZONA	AZ01050-0601	ST. MICHAELS DUMP CLOSURES	3	390	\$	799,000	\$	307,586,778
NA	NEW MEXICO	NM17477-0401	STANDING ROCK DUMP CLOSURES	3	391	\$	247,000	\$	307,833,778
NA	ARIZONA	AZ01056-0201	STEAMBOAT SOLID WASTE	3	392	\$	364,000	\$	308,197,778
NA	ARIZONA	AZ01058-0101	SWEETWATER SOLID WASTE	3	393	\$	370,000	\$	308,567,778
NA	ARIZONA	AZ01061-0801	TEECNOSPOS SOLID WASTE	3	394	\$	410,000	\$	308,977,778
NA	ARIZONA	AZ09184-1001	Teestoh Chapter Dump Closures	3	395	\$	262,000	\$	309,239,778
NA	NEW MEXICO	NM17480-0301	THOREAU SOLID WASTE	3	396	\$	381,000	\$	309,620,778
NA	NEW MEXICO	NM01084-1701	Tohajiilee Chapter Dump Closures	3	397	\$	125,000	\$	309,745,778
NA	NEW MEXICO	NM17483-0401	Tohatchi Solid Waste	3	398	\$	431,000	\$	310,176,778
NA	ARIZONA	AZ03131-1001	Tonalea Chapter Dump Closures	3	399	\$	611,000	\$	310,787,778
NA	NEW MEXICO	NM23573-0701	TORREON SOLID WASTE	3	400	\$	655,000	\$	311,442,778
NA	NEW MEXICO	NM17003-0101	TSAYATOH SCATT. DUMP CLOSURES	3	401	\$	525,000	\$	311,967,778
NA	ARIZONA	AZ03135-1201	TUBA CITY SCATTERED DUMP CLOSURES	3	402	\$	464,000	\$	312,431,778
NA	NEW MEXICO	NM17487-0501	TWIN LAKES DUMP CLOSURE	3	403	\$	587,000	\$	313,018,778
NA	NEW MEXICO	NM24641-0301	TWO GREY HILLS SOLID WASTE	3	404	\$	392,000	\$	313,410,778
NA	ARIZONA	AZ01066-0401	WHEATFIELDS-TSAILE SOLID WASTE	3	405	\$	417,000	\$	313,827,778
NA	ARIZONA	AZ09070-0401	WHIPPOORWILL DUMP CLOSURE	3	406	\$	291,000	\$	314,118,778
NA	ARIZONA	AZ09921-0601	WHITE CONE SOLID WASTE	3	407	\$	270,000	\$	314,388,778
NA	NEW MEXICO	NM24645-0301	WHITEROCK DUMP CLOSURE	3	408	\$	210,000	\$	314,598,778
NA	NEW MEXICO	NM17491-0401	WHITEHORSE LK DUMP CLOSURE	3	409	\$	293,000	\$	314,891,778
NA	ARIZONA	AZ01072-0901	Wide Ruins Chapter Dump Closures	3	410	\$	280,000	\$	315,171,778
NA	ARIZONA	AZ09158-1002	DILKON - COYOTE WASH EXTENSION	5	411	\$	1,269,012	\$	316,440,790
NA	NEW MEXICO	NM17453-0702	* SIHASIN (2021) Mexican Springs Todilto Park Extension	4	412	\$	2,948,000	\$	319,388,790
NA	NEW MEXICO	NM17477-0501	* Standing Rock Ellsworth EXTENSION	4	413	\$	149,253	\$	319,538,043
NA	ARIZONA	AZ01041-0402	* SIHASIN (2021) OAK SPRINGS SOUTH EXT	4	414	\$	573,000	\$	320,111,043
NA	ARIZONA	AZ01012-2101	Chinle Agency Lagoons/Eljens	4	415	\$	1,184,988	\$	321,296,031
NA	NEW MEXICO	NM17458-1301	Pinedale JBcenti Extension	4	416	\$	165,000	\$	321,461,031
NA	NEW MEXICO	NM17483-1101	* Tohatchi Sitting Coyote Mesa Ext	4	417	\$	140,000	\$	321,601,031
NA	ARIZONA	AZ01034-0902	* Lukachukai NW Waterline Ext. PH 2	4	418	\$	1,668,000	\$	323,269,031

**Indian Health Service
2016 Annual Report of Sanitation Deficiency Levels**

NA	ARIZONA	AZ09180-0902	SHONTO SCATTERED EXTENSION	4	419	\$	673,000	\$	323,942,031
NA	ARIZONA	AZ09180-0802	SHONTO-TALLMOUNTAIN WATERLINE EXT.	4	420	\$	3,198,000	\$	327,140,031
NA	ARIZONA	AZ09150-0701	BIRDSPRINGS SOUTH CISTERNS DIST. 5	5	421	\$	52,001	\$	327,192,032
NA	NEW MEXICO	NM17477-0302	* STANDING ROCK NE-Extension (Phase 2)	4	422	\$	1,175,000	\$	328,367,032
NA	NEW MEXICO	NM17403-0503	* BACA I-40 CROSSING EXTENSIONS	4	423	\$	342,000	\$	328,709,032
NA	NEW MEXICO	NM17403-0302	* BACA SOUTH EXTENSIONS	4	424	\$	2,485,000	\$	331,194,032
NA	NEW MEXICO	NM17403-0904	* Baca Scattered Extensions	4	425	\$	801,000	\$	331,995,032
NA	NEW MEXICO	NM17500-0702	* BECENTI-Flat Lake-Extensions	4	426	\$	766,000	\$	332,761,032
NA	NEW MEXICO	NM17500-0602	* BECENTI-Milk Lake-Extensions	4	427	\$	695,000	\$	333,456,032
NA	NEW MEXICO	NM17408-0203	* Bread Springs Elevated Tank	4	428	\$	927,000	\$	334,383,032
NA	NEW MEXICO	NM17414-0502	* SIHASIN (2018) Casamero Lake West Ext	4	429	\$	156,000	\$	334,539,032
NA	NEW MEXICO	NM17422-0109	* SIHASIN (2019) COUSINS RADIOTOWER LOOP PH4 EXT.	4	430	\$	520,000	\$	335,059,032
NA	NEW MEXICO	NM17423-0603	* COYOTE CANYON NORTH EXT. PH2	4	431	\$	870,000	\$	335,929,032
NA	NEW MEXICO	NM17423-0802	* COYOTE CANYON-Red Water Pond Extension	4	432	\$	1,300,000	\$	337,229,032
NA	NEW MEXICO	NM24608-0502	* CRYSTAL-MILKWATER PHASE II	4	433	\$	1,207,000	\$	338,436,032
NA	ARIZONA	AZ09160-0702	* FOREST LAKE NORTH WATER EXT.	4	434	\$	2,422,000	\$	340,858,032
NA	NEW MEXICO	NM17502-0103	* HAYSTACK EXTENSIONS	4	435	\$	1,415,000	\$	342,273,032
NA	ARIZONA	AZ01026-1404	* Houck Burntwater East-Extensions	4	436	\$	543,000	\$	342,816,032
NA	ARIZONA	AZ01026-1102	* HOUCK HIGHLANDS-Extension	4	437	\$	925,000	\$	343,741,032
NA	ARIZONA	AZ03122-0202	* SIHASIN (2021) LECHEE - HORSETHIEF MESA WATER EXT.	4	438	\$	4,687,000	\$	348,428,032
NA	NEW MEXICO	NM17503-0902	* LITTLEWATER SOUTH EXT	4	439	\$	280,000	\$	348,708,032
NA	NEW MEXICO	NM17503-0302	* LITTLEWATER NW EXTENSIONS	4	440	\$	126,000	\$	348,834,032
NA	NEW MEXICO	NM17503-0402	* LITTLEWATER SW EXTENSION	4	441	\$	608,000	\$	349,442,032
NA	NEW MEXICO	NM17503-0702	* SIHASIN (2021) LITTLEWATER EAST EXT. II	4	442	\$	316,000	\$	349,758,032
NA	ARIZONA	AZ01035-0604	* Lupton South Mesa_P51_Ph3_Exten	4	443	\$	587,000	\$	350,345,032
NA	NEW MEXICO	NM17426-0202	* NAHODISHGISH SW EXTENSION	4	444	\$	418,000	\$	350,763,032
NA	NEW MEXICO	NM24623-0103	* Naschitti-Bluerock-Wilson Extensions	4	445	\$	3,208,000	\$	353,971,032
NA	NEW MEXICO	NM24623-0402	* Naschitti-Wildcat Springs Extensions	4	446	\$	2,976,000	\$	356,947,032
NA	NEW MEXICO	NM17477-0102	* STANDING ROCK SOUTH-Extension	4	447	\$	1,264,000	\$	358,211,032
NA	NEW MEXICO	NM17477-0702	* STANDING ROCK SE - Extension	4	448	\$	377,000	\$	358,588,032
NA	NEW MEXICO	NM17483-0302	* TOHATCHI EXTENSIONS	4	449	\$	1,278,000	\$	359,866,032
NA	ARIZONA	AZ03131-0902	* Tonalea Middle Mesa WL Extension	4	450	\$	343,000	\$	360,209,032
NA	NEW MEXICO	NM17487-0520	* Twin Lakes Banana Ridge Ext	4	451	\$	122,000	\$	360,331,032
NA	NEW MEXICO	NM17487-1402	* TWIN LAKES-DEER SPRINGS EXT	4	452	\$	780,000	\$	361,111,032
NA	NEW MEXICO	NM17491-0202	* Whitehorse Lake-SandSpringExtension	4	453	\$	2,029,000	\$	363,140,032
NA	NEW MEXICO	NM17444-0901	Iyanbito/ChurchRock Radio Telemetry System	2	454	\$	145,000	\$	363,285,032
NA	ARIZONA	AZ03108-1201	LEUPP PADRE CANYON CIST. DIST. 5	5	455	\$	1,247,022	\$	364,532,054
NA	ARIZONA	AZ01039-0401	Nahata Dziil Septage Lagoon	2	456	\$	355,725	\$	364,887,779
NA	ARIZONA	AZ09184-0901	TEESTO SEPTAGE LAGOON	2	457	\$	355,116	\$	365,242,895
NA	NEW MEXICO	NM28341-0702	* ALAMO-PH2 ALAMOCITA CRK EXT	4	458	\$	346,000	\$	365,588,895
NA	NEW MEXICO	NM01084-0702	* Canoncito Scattered - Extension	4	459	\$	1,328,000	\$	366,916,895
NA	ARIZONA	AZ09158-1003	* DILKON PYRAMID BUTTE PH2 EXT	5	460	\$	190,005	\$	367,106,900
NA	ARIZONA	AZ01072-0801	* Wide Ruins South PH II WL Ext.	5	461	\$	4,886,000	\$	371,992,900
NA	ARIZONA	AZ03104-1403	* GRAY MOUNTAIN EXTENSION - PHASE III	2	462	\$	3,049,000	\$	375,041,900
NA	ARIZONA	AZ01012-0502	* Chinle Waterline Extension	2	463	\$	984,000	\$	376,025,900
NA	NEW MEXICO	NM28341-1102	* ALAMO-PH2 JALAROSA CREEK EXT	4	464	\$	286,000	\$	376,311,900
NA	ARIZONA	AZ03103-4004	* BODAWAY Painted Desert Waterline Extension PHASE II	4	465	\$	785,000	\$	377,096,900

Indian Health Service
2016 Annual Report of Sanitation Deficiency Levels

NA	ARIZONA	AZ03103-4005 *	BODAWAY Tanner-Hamblin Divide Waterline Extension PHASE II	4	466	\$	1,009,020	\$	378,105,920
NA	NEW MEXICO	NM17448-0106 *	MARIANO LAKE EXT. PHASE 6	4	467	\$	1,247,000	\$	379,352,920
NA	ARIZONA	AZ01041-0502 *	OAK SPRINGS EAST (TOP) EXTENTION	4	468	\$	875,000	\$	380,227,920
NA	NEW MEXICO	NM24631-1908	Shiprock SSU Failed Drainfield	3	469	\$	390,000	\$	380,617,920
NA	ARIZONA	AZ09158-0701	DILKON DIST- 7 TANK PAINTING	2	470	\$	154,020	\$	380,771,940
NA	NEW MEXICO	NM17447-0902 *	SIHASIN (2021) Manuelito Big Rock Canyon Exts	4	471	\$	282,625	\$	381,054,565
NA	UTAH	UT19808-0801	Piute Farms West Scattered Cisterns & WP	5	472	\$	182,000	\$	381,236,565
NA	ARIZONA	AZ09033-1402 *	GREASEWOOD ANTELOPE SPRINGS EXT	5	473	\$	1,348,022	\$	382,584,587
NA	ARIZONA	AZ09164-0002 *	INDIAN WELLS SCATTERED EXTENSIONS	4	474	\$	737,004	\$	383,321,591
NA	ARIZONA	AZ09921-1101 *	WHITE CONE NORTH ATTACKAI EXT	4	475	\$	492,345	\$	383,813,936
NA	UTAH	UT19808-1302 *	OLJATOH-TRAIN ROCK W/L EXTENSION	2	476	\$	2,127,000	\$	385,940,936
NA	ARIZONA	AZ03108-1801	LEUPP SOLAR PROJECT CISTERNS	5	477	\$	1,623,024	\$	387,563,960
NA	ARIZONA	AZ09160-0602 *	FOREST LAKE EAST W/L EXT.	4	478	\$	802,155	\$	388,366,115
NA	ARIZONA	AZ01011-1102 *	CHILCH-PH 2 WEST YOUNG CISTERNS AND WP	5	479	\$	493,000	\$	388,859,115
NA	ARIZONA	AZ03108-1302 *	LEUPP CANYON DIABLO CIST DIST. 5	5	480	\$	740,003	\$	389,599,118
NA	ARIZONA	AZ03108-1701 *	LEUPP SCATTERED CISTERNS	5	481	\$	78,001	\$	389,677,119
NA	ARIZONA	AZ03108-1901 *	WEST LEUPP SCATTERED CISTERN	5	482	\$	134,002	\$	389,811,121
NA	ARIZONA	AZ03104-1203 *	LITTLE COLORADO RIVER GORGE EXTENSION - PHASE II	2	483	\$	2,892,000	\$	392,703,121
NA	ARIZONA	AZ03107-0602 *	COALMINE CANYON - LITTLE COLORADO EXT. P2	2	484	\$	2,655,000	\$	395,358,121
NA	ARIZONA	AZ01014-0302 *	CORNFIELDS - SUNRISE TRDNG PST EXT	2	485	\$	1,082,500	\$	396,440,621
NA	ARIZONA	AZ01020-0102 *	SIHASIN (2019) Dennehotso - Laguna Flats WL Ext.	2	486	\$	929,000	\$	397,369,621
NA	ARIZONA	AZ09166-5302 *	Kayenta West Skeleton Mesa Ext. Ph II	2	487	\$	1,103,000	\$	398,472,621
NA	ARIZONA	AZ09166-2002 *	KAYENTA-ARIZ - EL CAP. NORTH EXT.	2	488	\$	1,599,000	\$	400,071,621
NA	UTAH	UT19808-0202 *	OLJATOH-HALCHITA WATERLINE EXTENSION	2	489	\$	2,545,000	\$	402,616,621
NA	ARIZONA	AZ03131-0102 *	TONALEA ISOLATED EXT P2	2	490	\$	1,490,000	\$	404,106,621
NA	NEW MEXICO	NM17003-0402 *	TSAYATOH-STATE LINE EXT.	2	491	\$	645,000	\$	404,751,621
NA	NEW MEXICO	NM17003-0601 *	TSAYATOH-W. P&M HOUSING EXT.	2	492	\$	329,000	\$	405,080,621
NA	ARIZONA	AZ01011-1401 *	CHILCH-Community Sewer for Failed DFs T68	4	493	\$	1,921,000	\$	407,001,621
NA	ARIZONA	AZ09158-2101 *	DILKON-STANDING HORSE EXT.	4	494	\$	433,005	\$	407,434,626
NA	ARIZONA	AZ03120-0702 *	INSCRIPTION HSE ISOLATED EXTENSION	4	495	\$	437,000	\$	407,871,626
NA	ARIZONA	AZ03121-0702 *	KAIBETO SCATTERED EXTENSION	4	496	\$	620,000	\$	408,491,626
NA	ARIZONA	AZ03121-0902 *	KAIBETO GRAY MESA EXTENSION	4	497	\$	2,071,000	\$	410,562,626
NA	NEW MEXICO	NM17447-0702 *	Manuelito Chap Extension	4	498	\$	315,613	\$	410,878,239
NA	UTAH	UT19813-0502 *	NAV MT PIUTE MESA WATER EXT	4	499	\$	2,864,000	\$	413,742,239
NA	NEW MEXICO	NM17477-0303 *	STANDING ROCK NE-Extension (Phase 3)	4	500	\$	962,000	\$	414,704,239
NA	ARIZONA	AZ03132-1201 *	TOLANI LAKE NORTH LEUPP EXT.	4	501	\$	833,999	\$	415,538,238
NA	ARIZONA	AZ03103-4003 *	BODAWAY Hardy Waterline Extension PHASE II	2	502	\$	531,000	\$	416,069,238
NA	ARIZONA	AZ03103-4006 *	BODAWAY Isolated Waterline Extension Phase II	2	503	\$	4,925,000	\$	420,994,238
NA	ARIZONA	NM17002-1601 *	Chichiltah Reach 14.8a	2	504	\$	7,648,000	\$	428,642,238
NA	ARIZONA	AZ01036-1202 *	MF-Ram Pasture Waterline	2	505	\$	3,949,988	\$	432,592,226
NA	ARIZONA	AZ01041-0801 *	Oak Springs-Verlena Hale Ext.	2	506	\$	195,000	\$	432,787,226
NA	ARIZONA	AZ09160-1005 *	Many Mules Waterline Phase 3	2	507	\$	8,991,972	\$	441,779,198
NA	ARIZONA	AZ09184-0302 *	SIHASIN (2018) TEESTO WATER BLOWING EXTENSION	2	508	\$	1,081,023	\$	442,860,221
NA	ARIZONA	AZ09160-1006 *	Many Mules Waterline Phase 4	2	509	\$	7,793,984	\$	450,654,205
NA	ARIZONA	AZ09160-1007 *	Many Mules Phase 5	2	510	\$	5,314,008	\$	455,968,213
NA	ARIZONA	AZ03108-1902 *	WEST LEUPP SCATTERED EXT	2	511	\$	824,000	\$	456,792,213
NA	ARIZONA	AZ09184-0202 *	TEESTO SCATTERED EXTENSIONS	2	512	\$	350,000	\$	457,142,213

**Indian Health Service
2016 Annual Report of Sanitation Deficiency Levels**

NA	ARIZONA	AZ03132-1203 *	TOLANI LAKE CM LITTLE COLORADO EXT	2	513	\$	1,421,010	\$	458,563,223
NA	ARIZONA	AZ09921-0102 *	WHITE CONE- FLAT MESA SCATT EXT.	2	514	\$	609,000	\$	459,172,223
NA	NEW MEXICO	NM28341-0301 *	SIHASIN (2020) ALAMO O&M	1	515	\$	2,763,000	\$	461,935,223
NA	NEW MEXICO	NM17003-1001 *	TSAYATOH-OLD DEFIANCE RD LAGOON	3	516	\$	162,000	\$	462,097,223
NA	ARIZONA	AZ09158-0501 *	Dilkon Clinic and Comm Water Plan I	2	517	\$	26,217,001	\$	488,314,224
NA	NEW MEXICO	NM17448-0401 *	Mariano Lake Reach 14.4 Phase 1	2	518	\$	4,900,000	\$	493,214,224
NA	ARIZONA	AZ01034-0601 *	LUKACHUKAI SEWER & LAGOON PH 1	1	519	\$	5,500,000	\$	498,714,224
NA	NEW MEXICO	NM17483-0901 *	Buffalo Springs Pumphouse Replacement	1	520	\$	408,000	\$	499,122,224
NA	NEW MEXICO	NM17487-2201 *	Twin Lakes System Upgrades (BIA?)	1	521	\$	367,000	\$	499,489,224
NA	ARIZONA	AZ09997-0803 *	Black Mesa East	2	522	\$	1,472,980	\$	500,962,204
NA	NEW MEXICO	NM01084-0801 *	Tohajiilee Lagoon Blow Sand Removal	1	523	\$	513,000	\$	501,475,204
NA	ARIZONA	AZ09150-0702 *	BIRDSPRINGS SOUTH EXT. DIST. 5	2	524	\$	189,000	\$	501,664,204
NA	ARIZONA	AZ09150-0602 *	BIRDSPRINGS HWY 99 EXTENSION PHASE I	2	525	\$	2,404,995	\$	504,069,199
NA	ARIZONA	AZ09150-0402 *	BIRDSPRINGS RINCON BASIN EXT. DIST5	2	526	\$	823,000	\$	504,892,199
NA	ARIZONA	AZ09150-1002 *	BIRDSPRINGS REMOTE EXTENSIONS DIST5	2	527	\$	1,466,002	\$	506,358,201
NA	ARIZONA	AZ09997-0802 *	Black Mesa North	2	528	\$	1,260,006	\$	507,618,207
NA	ARIZONA	AZ01011-1103 *	CHILCHINBETO - PHASE II YOUNG EXT.	2	529	\$	1,031,000	\$	508,649,207
NA	ARIZONA	AZ03107-0902 *	COALMINE CANYON BOOSTER P2	2	530	\$	650,000	\$	509,299,207
NA	ARIZONA	AZ03107-0102 *	Coalmine Canyon Isolated Waterlines Phase 2	2	531	\$	514,000	\$	509,813,207
NA	ARIZONA	AZ09158-0202 *	DILKON - TAYLOR EXT	2	532	\$	397,000	\$	510,210,207
NA	ARIZONA	AZ09158-1702 *	DILKON - TAHA EXT.	2	533	\$	409,003	\$	510,619,210
NA	ARIZONA	AZ09158-0102 *	DILKON SCATTERED EXTENSIONS	2	534	\$	3,139,038	\$	513,758,248
NA	ARIZONA	AZ09158-0302 *	DILKON JOHN'S DRAW 2 EXT.	2	535	\$	875,004	\$	514,633,252
NA	ARIZONA	AZ09158-1104 *	DILKON - JOHN'S DRAW 1 EXT.	2	536	\$	1,064,000	\$	515,697,252
NA	ARIZONA	AZ09158-1102 *	DILKON - ROTTEN BANANAS BUTTE EXT.	2	537	\$	1,980,006	\$	517,677,258
NA	ARIZONA	AZ09033-1202 *	LGW TWIN BUTTE DIST. 7 EXT.	2	538	\$	454,000	\$	518,131,258
NA	ARIZONA	AZ09162-1302 *	Hardrock Sleepy Mountain WL Ext Phase II	2	539	\$	981,000	\$	519,112,258
NA	ARIZONA	AZ09162-1303 *	Hardrock Sleepy WL Ext P3	2	540	\$	544,000	\$	519,656,258
NA	ARIZONA	AZ09164-0302 *	INDIAN WELLS - PEANUT EXT.	2	541	\$	641,000	\$	520,297,258
NA	ARIZONA	AZ09164-0904 *	INDIAN WELLS - GORILLA HEAD PH2 EXT	2	542	\$	982,008	\$	521,279,266
NA	ARIZONA	AZ09164-0203 *	INDIAN WELLS-PUEBLO COLORADO II EXT	2	543	\$	1,457,000	\$	522,736,266
NA	ARIZONA	AZ09164-0102 *	INDIAN WELLS - ROUND BUTTE EXT.	2	544	\$	905,996	\$	523,642,262
NA	ARIZONA	AZ09164-0802 *	INDIAN WELLS - TWIN PEAKS EXTENSION	2	545	\$	1,731,002	\$	525,373,264
NA	ARIZONA	AZ09164-0902 *	INDIAN WELLS - GORILLA HEAD EXT.	2	546	\$	2,367,000	\$	527,740,264
NA	ARIZONA	AZ03122-0702 *	LECHEE - WHITE DOME WATERLINE EXT.	2	547	\$	727,000	\$	528,467,264
NA	ARIZONA	AZ03108-1702 *	LEUPP SCATTERED EXT	2	548	\$	385,000	\$	528,852,264
NA	ARIZONA	AZ03108-1303 *	LEUPP CANYON DIABLO EXT DIST. 5	2	549	\$	3,512,002	\$	532,364,266
NA	ARIZONA	AZ03108-1202 *	LEUPP PADRE CANYON EXT DIST. 5	2	550	\$	4,878,993	\$	537,243,259
NA	ARIZONA	AZ03108-1102 *	LEUPP SAN FRANCISCO WASH EXT.D5	2	551	\$	2,475,000	\$	539,718,259
NA	UTAH	UT19808-0102 *	OLJATO-PIUTE FARMS WATERLINE EXTENSION	2	552	\$	1,963,241	\$	541,681,500
NA	UTAH	UT19808-0802 *	Piute Farms West W/L Ext.	2	553	\$	485,000	\$	542,166,500
NA	ARIZONA	AZ09184-0704 *	NAHATEE CANYON SPRINGS PH2 EXT.	2	554	\$	691,000	\$	542,857,500
NA	ARIZONA	AZ03132-0105 *	TOLANI LAKE PRICE II EXT. DIST. 5	2	555	\$	551,000	\$	543,408,500
NA	ARIZONA	AZ03132-0902 *	TOLANI LAKE SCATTERED EXTENSIONS	2	556	\$	616,000	\$	544,024,500
NA	ARIZONA	AZ03132-1102 *	TOLANI LK NPL SCATT. EXT. DIST. 5	2	557	\$	180,000	\$	544,204,500
NA	ARIZONA	AZ09921-1002 *	WHITE CONE - SCATTERED EXTENSION	2	558	\$	502,998	\$	544,707,498
NA	NEW MEXICO	NM17408-1001 *	Bread Springs Reach 14.7	1	559	\$	17,187,000	\$	561,894,498

**Indian Health Service
2016 Annual Report of Sanitation Deficiency Levels**

NA	NEW MEXICO	NM17418-2101 * Church Rock Reach 14.3	1	560	\$	17,223,700	\$	579,118,198
NA	NEW MEXICO	NM17424-1601 * Crownpoint Sewer System Renovation Ph 3	1	561	\$	237,000	\$	579,355,198
NA	ARIZONA	AZ01024-0501 * FT. DEFIANCE WATER SOURCE NTUA	1	562	\$	2,714,000	\$	582,069,198
NA	NEW MEXICO	NM17483-0101 * TOHATCHI TANK REPAIR	1	563	\$	95,000	\$	582,164,198
NA	NEW MEXICO	NM17003-0901 * TSAYATOH-REACH 14.5	1	564	\$	2,675,400	\$	584,839,598
NA	ARIZONA	AZ03135-0901 * TUBA CITY WELL SCADA CONTROLS	1	565	\$	542,000	\$	585,381,598
NA	ARIZONA	AZ03135-2501 * RARE METALS 3-WELLS FOR TUBA CITY	1	566	\$	1,051,000	\$	586,432,598
NA	UTAH	UT19813-0602 * Nav Mtn Rainbow City East Ext.	1	567	\$	377,000	\$	586,809,598
NA	NEW MEXICO	NM17458-1101 * Pinedale Mariano Pipe Upgrade (T03 cancel)	1	568	\$	343,000	\$	587,152,598
NA	ARIZONA	AZ09164-1001 * INDIAN WELLS AC W/L REPLACEMENT	1	569	\$	331,968	\$	587,484,566
NA	ARIZONA	AZ09158-0602 * Dilkon Clinic Lagoon Plan PH II	1	570	\$	1,229,594	\$	588,714,160

**Indian Health Service
2016 Annual Report of Sanitation Deficiency Levels**

IHS Area: Nashville (NS)

Area	State	Project No.	Project Name	Project DL	Area Priority	Project Cost	Cumulative Project Cost
NS	NEW YORK	NY62362-0211	TUSC-Ind. Water/Wastewater Ser, Ph 10	4	1	\$ 135,000	\$ 135,000
NS	MAINE	ME29010-1301	PASP - Water Main Replacement	3	2	\$ 896,000	\$ 1,031,000
NS	NEW YORK	NY09638-0901	SENE-Cattaraugus Watermain Loop Replacement Project	3	3	\$ 102,000	\$ 1,133,000
NS	NEW YORK	NY83500-0603	SHIN-Individual Wastewater Services - Ph. 3	4	4	\$ 203,000	\$ 1,336,000
NS	TEXAS	TX31001-1502	ALAC-East Side Water Line Improvements	3	5	\$ 1,497,200	\$ 2,833,200
NS	NORTH CAROLINA	NC50510-2201	CHER-Stillwell Branch WL Upgrade	3	6	\$ 45,000	\$ 2,878,200
NS	LOUISIANA	LA02001-0901	COUS - Infiltration & Inflow Reduction	2	7	\$ 141,900	\$ 3,020,100
NS	MAINE	ME19019-3401	PENO - Step Screen for Lift Station #4	2	8	\$ 1,291,000	\$ 4,311,100
NS	NEW YORK	NY62362-0210	TUSC-Ind. Water/Wastewater Ser, Ph 11	4	9	\$ 744,000	\$ 5,055,100
NS	MISSISSIPPI	MS50112-1101	CHOC_PR Sewer Collector Replacement	4	10	\$ 392,000	\$ 5,447,100
NS	NEW YORK	NY83500-0303	SHIN - Open Dump Closure	3	11	\$ 200,000	\$ 5,647,100
NS	TEXAS	TX31001-1301	ALAC-Bear Creek Loop Water Line	3	12	\$ 505,000	\$ 6,152,100
NS	MAINE	ME29018-0801	PASI - Fire Hydrant Replacement	2	13	\$ 177,000	\$ 6,329,100
NS	NEW YORK	NY29872-0201	SENE Newtown Tank Repairs	2	14	\$ 418,000	\$ 6,747,100
NS	NORTH CAROLINA	NC50514-1501	CHER-Rough Branch Treatment Unit Replacement	2	15	\$ 372,000	\$ 7,119,100
NS	NEW YORK	NY62362-0601	TUSC -Community Water w/Town Interconnection	4	16	\$ 12,930,000	\$ 20,049,100
NS	SOUTH CAROLINA	SC46053-0801	CATA - Community Water System	4	17	\$ 1,307,000	\$ 21,356,100
NS	NEW YORK	NY33361-0107	TONA-Ind. Water/Wastewater Ser.-PH7	5	18	\$ 309,000	\$ 21,665,100
NS	SOUTH CAROLINA	SC46059-0401	CATA - WATER METERING / READING	2	19	\$ 178,000	\$ 21,843,100
NS	MISSISSIPPI	MS50200-0801	CHOC_BC Force Main Replacement	3	20	\$ 217,160	\$ 22,060,260
NS	MISSISSIPPI	MS50112-0601	CHOC_PR Water Treatment Facility	2	21	\$ 500,000	\$ 22,560,260
NS	NEW YORK	NY62362-0501	TUSC- Open dump (TP Junkyard) Site Closure	3	22	\$ 3,491,000	\$ 26,051,260
NS	NEW YORK	NY09652-0301	SENE-Indian Hill Chlorine Booster	2	23	\$ 182,000	\$ 26,233,260
NS	NORTH CAROLINA	NC50514-0101	CHER-Upper Wrights Creek Sewer Extension	4	24	\$ 1,199,000	\$ 27,432,260
NS	NEW YORK	NY29999-0101	SENE Cattaraugus Transfer Station	3	25	\$ 760,000	\$ 28,192,260
NS	NEW YORK	NY13817-0101	SENE-Cattaraugus Dump Closures	3	26	\$ 152,000	\$ 28,344,260
NS	NEW YORK	NY09655-0101	SENE-Allegany Dump Closures	3	27	\$ 158,000	\$ 28,502,260
NS	NEW YORK	NY83500-0302	SHIN - Solid Waste Facilities	3	28	\$ 910,000	\$ 29,412,260
NS	MISSISSIPPI	MS50112-0501	CHOC_PR Willis Road Water Main	3	29	\$ 500,000	\$ 29,912,260
NS	NEW YORK	NY29999-0201	SENE Cattaraugus Fire Hydrants	2	30	\$ 380,000	\$ 30,292,260
NS	ALABAMA	AL27999-0101 *	CREE - WWTP Improvements	1	31	\$ 55,900	\$ 30,348,160
NS	TEXAS	TX31001-1501	ALAC-East Side Water Storage Tank	3	32	\$ 1,548,800	\$ 31,896,960
NS	NORTH CAROLINA	NC87575-3001	CHER-Tom McCoy Road Water Line Upgrade	3	33	\$ 111,000	\$ 32,007,960
NS	NEW YORK	NY09669-1101	SENE-Steamburg-Jimtown Water Meters	2	34	\$ 226,000	\$ 32,233,960
NS	NEW YORK	NY29875-0401	SENE-Cattaraugus Water Meters	2	35	\$ 1,006,000	\$ 33,239,960
NS	NORTH CAROLINA	NC87575-3301	CHER-Kate Lambert Road Water Line Replacement	3	36	\$ 329,000	\$ 33,568,960
NS	NEW YORK	NY83500-0401	SHIN-Sewer Collection/Treatment System	4	37	\$ 10,700,000	\$ 44,268,960
NS	NORTH CAROLINA	NC87575-0501 *	CHER-OLD #4 ROAD SEWER EXTENSION	3	38	\$ 1,139,000	\$ 45,407,960
NS	NEW YORK	NY29875-0503	SENE-438 Watermain Replacement Indian Hill	2	39	\$ 2,464,000	\$ 47,871,960
NS	NORTH CAROLINA	NC87575-2201	CHER-Adams Creek Lower Housing W/L Replacement	3	40	\$ 219,000	\$ 48,090,960
NS	ALABAMA	AL27314-2501 *	CREE - Jack Springs Rd. Gravity Sewer Extension	2	41	\$ 101,000	\$ 48,191,960
NS	NORTH CAROLINA	NC50514-1601	CHER-Rough Branch Water Storage Tank Replacement	3	42	\$ 285,000	\$ 48,476,960

**Indian Health Service
2016 Annual Report of Sanitation Deficiency Levels**

NS	NEW YORK	NY33361-0106	TONA-Ind. Water/Wastewater Ser.-PH6	4	43	\$	380,000	\$	48,856,960
NS	NEW YORK	NY33361-0401	TONA-Transfer Station/Refuse Collection Truck	3	44	\$	800,000	\$	49,656,960
NS	NEW YORK	NY29854-0201	SENE Brant Res. Road Water Main Loop	2	45	\$	752,000	\$	50,408,960
NS	ALABAMA	AL27314-0901 *	CREE - Green Road Water Line Exten	2	46	\$	928,000	\$	51,336,960
NS	MAINE	ME29010-2501 *	PASP - E. Passamaquoddy Road Sewer	2	47	\$	1,218,000	\$	52,554,960
NS	NEW YORK	NY09654-0601	SENE-Jim'town Vac. Sewer Plant&Ext.	2	48	\$	1,161,000	\$	53,715,960
NS	MAINE	ME19019-3001 *	PENO - Pressure Booster Station	2	49	\$	1,051,000	\$	54,766,960
NS	NEW YORK	NY09652-0201	SENE Indian Hill Water Main Loop	2	50	\$	1,339,000	\$	56,105,960
NS	NEW YORK	NY29875-0502	SENE-438 Watermain Replacement Newtown	2	51	\$	8,250,000	\$	64,355,960
NS	MAINE	ME29015-1001	PASI- STRIP - Loop 1 Hemlock Point	2	52	\$	331,000	\$	64,686,960
NS	TEXAS	TX31001-1901 *	ALAC-Johnson Branch Community Sewer Expansion	3	53	\$	379,750	\$	65,066,710
NS	MAINE	ME29010-2401 *	PASP - W. Passamaquoddy / Ballfield Rds Sewer	2	54	\$	923,000	\$	65,989,710
NS	NEW YORK	NY09636-0302	SENE B Springs/Indian Hill Interconnection	2	55	\$	2,748,000	\$	68,737,710
NS	NEW YORK	NY09638-0801	SENE-Gordon Garrow Watermain Extension	2	56	\$	7,325,000	\$	76,062,710
NS	NEW YORK	NY33361-0301	TONA-Open Dump Closure	3	57	\$	2,180,000	\$	78,242,710
NS	NEW YORK	NY29875-0501	SENE-438 Watermain Replacement Irving	2	58	\$	11,339,000	\$	89,581,710
NS	NEW YORK	NY09638-0501 *	SENE-Buffalo Rd Decentralized Sewer System	2	59	\$	400,000	\$	89,981,710
NS	FLORIDA	FL13999-0101 *	MICC - Snake Road Housing Water System	2	60	\$	656,000	\$	90,637,710

**Indian Health Service
2016 Annual Report of Sanitation Deficiency Levels**

IHS Area: Oklahoma (OK)

Area	State	Project No.	Project Name	Project DL	Area Priority	Project Cost	Cumulative Project Cost
OK	OKLAHOMA	OK56734-0A01	Creek/Henryetta Water system Improvements	4	1	\$ 201,000	\$ 201,000
OK	OKLAHOMA	OK62999-0021	Chickasaw Scattered 17	4	2	\$ 935,852	\$ 1,136,852
OK	OKLAHOMA	OK64999-0002	Choctaw/Pushmataha County Scattered	4	3	\$ 1,159,500	\$ 2,296,352
OK	OKLAHOMA	OK35467-0A01	Chickasaw/Tishomingo Water Treatment Plant - Ph 1	3	4	\$ 1,652,999	\$ 3,949,351
OK	OKLAHOMA	OK14999-0601	AST/ Cleveland, Pottawatomie, Logan Co. Ind.W/S	5	5	\$ 121,094	\$ 4,070,445
OK	OKLAHOMA	OK11999-0003	CHEROKEE / Multi-County - Scattered Housing	5	6	\$ 969,000	\$ 5,039,445
OK	OKLAHOMA	OK36482-0003	TONKAWA/Pawnee Area All Tribal Scattered Existing Home Project	4	7	\$ 272,000	\$ 5,311,445
OK	OKLAHOMA	OK58999-0023	Modoc/Ottawa Co Individual W&S	4	8	\$ 66,420	\$ 5,377,865
OK	OKLAHOMA	OK16999-0017	Comanche/Scattered Water & Wastewater	4	9	\$ 586,000	\$ 5,963,865
OK	OKLAHOMA	OK41999-0029	Kickapoo/Individual Water and Sewer	4	10	\$ 121,500	\$ 6,085,365
OK	OKLAHOMA	OK41999-0030	Sac and Fox/Individual Water and Sewer	5	11	\$ 137,510	\$ 6,222,875
OK	OKLAHOMA	OK41999-0031	Iowa/Individual Water and Sewer	5	12	\$ 66,030	\$ 6,288,905
OK	OKLAHOMA	OK63999-0035	CPN/Scattered Existing Ind W&S	4	13	\$ 276,660	\$ 6,565,565
OK	OKLAHOMA	OK67999-0025	Seminole/ Individual Home Water & Sewer	4	14	\$ 232,000	\$ 6,797,565
OK	OKLAHOMA	OK56999-0020	Creek/Creek Individual Water and Wastewater	4	15	\$ 667,900	\$ 7,465,465
OK	KANSAS	KS43999-0008	KS/PBPN INDIVIDUAL W&S	4	16	\$ 68,900	\$ 7,534,365
OK	OKLAHOMA	OK08140-0B01	Ft. Sill Apache/Anadarko WTP Residuals Lagoon	3	17	\$ 182,000	\$ 7,716,365
OK	OKLAHOMA	OK36472-0S01	TONKAWA/ Blackwell WWTP Improvements	3	18	\$ 547,000	\$ 8,263,365
OK	OKLAHOMA	OK58999-0022	Shawnee/Miami Individual Water & Sewer	4	19	\$ 81,700	\$ 8,345,065
OK	OKLAHOMA	OK01109-0S02	CHEROKEE / Cherry Tree RWD - Duck Lane Small Lift Station	4	20	\$ 137,000	\$ 8,482,065
OK	OKLAHOMA	OK31417-0A01	Choctaw/Stigler WTP Rehab	3	21	\$ 1,498,000	\$ 9,980,065
OK	OKLAHOMA	OK61999-0G01	Choctaw/Pittsburg RWD #14 Water Supply from PCWA	3	22	\$ 162,000	\$ 10,142,065
OK	OKLAHOMA	OK36479-0A01	KAW/Newkirk Water System Renovations Phase 1	2	23	\$ 227,000	\$ 10,369,065
OK	OKLAHOMA	OK18999-0B01	CHEROKEE / Craig RWD#2 - Collins WL Extension	4	24	\$ 293,600	\$ 10,662,665
OK	OKLAHOMA	OK11999-2E01	CHEROKEE / Stick Ross Mtn Water Company - Cherokee Mission WL Ext	4	25	\$ 179,000	\$ 10,841,665
OK	OKLAHOMA	OK03999-0D01	Choctaw/Atoka RWD4 WTP Rehab	3	26	\$ 225,000	\$ 11,066,665
OK	OKLAHOMA	OK67892-0B02	Seminole/ Wewoka PWS Treatment Improvements	3	27	\$ 926,000	\$ 11,992,665
OK	OKLAHOMA	OK08140-0U01	Wichita/Anadarko Lift Station Replacement	3	28	\$ 151,000	\$ 12,143,665
OK	OKLAHOMA	OK58999-2B01	CHEROKEE / Ottawa RWD #6 - 610 Rd WLX	4	29	\$ 139,000	\$ 12,282,665
OK	OKLAHOMA	OK59999-0A02	OTOE-MISSOURIA\ LELA - RWD # 7	4	30	\$ 233,000	\$ 12,515,665
OK	OKLAHOMA	OK51999-0A01	CHEROKEE / Muskogee RWD #7 - Trans Line and Pump Station	3	31	\$ 332,000	\$ 12,847,665
OK	OKLAHOMA	OK11197-1B01	CHEROKEE / TPWA - Blue Bird Dr WLX	4	32	\$ 167,000	\$ 13,014,665
OK	KANSAS	KS07999-0Z01	KS/IOWA TRIBAL OLD ROY'S CREEK LAGOON CONSTRUCTION	4	33	\$ 431,000	\$ 13,445,665
OK	OKLAHOMA	OK57759-0S01	OSAGE/Skiatook WWTP	3	34	\$ 1,681,000	\$ 15,126,665
OK	OKLAHOMA	OK36483-0A01	PONCA/Water System Improvements	3	35	\$ 227,000	\$ 15,353,665
OK	KANSAS	KS43028-0A01	KS/PBPN DELIA WATER SYSTEM REPLACEMENT	3	36	\$ 70,000	\$ 15,423,665
OK	OKLAHOMA	OK35467-0B01	Chickasaw/Tishomingo Water Well Project	3	37	\$ 2,304,001	\$ 17,727,666
OK	OKLAHOMA	OK11197-0B01	CHEROKEE / Cherokee RWD # 3 - Pine Ridge WL Ext	4	38	\$ 119,000	\$ 17,846,666
OK	OKLAHOMA	OK38502-0S01	Comanche/Snyder WWTP	3	39	\$ 43,000	\$ 17,889,666
OK	OKLAHOMA	OK07999-0D01	Choctaw/Bryan County RWD # 2	3	40	\$ 250,000	\$ 18,139,666
OK	OKLAHOMA	OK33438-0T01	Kiowa/Eldorado Wastewater System Improvements	3	41	\$ 7,000	\$ 18,146,666
OK	OKLAHOMA	OK51676-0S01	CHEROKEE / Ft. Gibson Utility Authority - WW Collection Improvements	2	42	\$ 461,000	\$ 18,607,666

**Indian Health Service
2016 Annual Report of Sanitation Deficiency Levels**

OK	KANSAS	KS22038-0S01	KS/IOWA HOUSING SITE LAGOON REHAB	3	43	\$	26,000	\$	18,633,666
OK	KANSAS	KS43032-0A01	KS/PBPN & JACKSON COUNTY RWD #3 SIBS BOOSTER	3	44	\$	314,100	\$	18,947,766
OK	OKLAHOMA	OK33999-0A01	Kiowa/Jackson Co. Water Company WS Improvements	4	45	\$	28,000	\$	18,975,766
OK	OKLAHOMA	OK62999-0B01	Chickasaw/Pontotoc RWD#7 WMX CR3615	4	46	\$	458,175	\$	19,433,941
OK	OKLAHOMA	OK32424-0B01	CREEK/DUSTIN WATER STORAGE TANK	4	47	\$	218,000	\$	19,651,941
OK	OKLAHOMA	OK11999-2H01	CHEROKEE / Cherokee Co. RWD # 7 - System Improvements	3	48	\$	2,487,000	\$	22,138,941
OK	OKLAHOMA	OK46999-0J01	CHEROKEE / McIntosh RWD # 5 - 1110 Rd. Extension-Martin	4	49	\$	195,000	\$	22,333,941
OK	OKLAHOMA	OK35466-0A01	Chickasaw/Ravia Well Head Protection	3	50	\$	91,000	\$	22,424,941
OK	OKLAHOMA	OK64999-0J01	Choctaw/Push Co. RWD # 1 Storage Tank	3	51	\$	638,000	\$	23,062,941
OK	KANSAS	KS43999-0B01	KS/PBPN WATER WELL CLOSURE PROJECT	2	52	\$	95,000	\$	23,157,941
OK	OKLAHOMA	OK26999-0S01	Apache/Ninnekah Community Sewer	4	53	\$	141,000	\$	23,298,941
OK	OKLAHOMA	OK62999-0A01	Chickasaw/Pontotoc RWD#7 - WMX CR1500 to CR3570	4	54	\$	335,994	\$	23,634,935
OK	OKLAHOMA	OK61999-0D01	Choctaw/Pittsburg Co. RWD # 18 rehab	3	55	\$	124,000	\$	23,758,935
OK	OKLAHOMA	OK71929-0A01	Comanche/Grandfield WTP Renovations	3	56	\$	30,000	\$	23,788,935
OK	OKLAHOMA	OK21304-0S01	CHEROKEE / Jay Utility Authority - WWTP Improvements	3	57	\$	131,000	\$	23,919,935
OK	OKLAHOMA	OK16256-0S01	Delaware/Sterling Community Sewer	3	58	\$	15,000	\$	23,934,935
OK	OKLAHOMA	OK67890-0B01	Seminole/Sasakwa RWD Sourcewater Development - Ph1	3	59	\$	161,000	\$	24,095,935
OK	KANSAS	KS07999-1G01	KS IOWA/TRIBAL WATER SYSTEM STANDPIPE REPAIR & REPAINT	2	60	\$	32,000	\$	24,127,935
OK	OKLAHOMA	OK63999-0I01	CPN/RWD#3-Brooksville connection	4	61	\$	9,000	\$	24,136,935
OK	OKLAHOMA	OK67999-0S01	Seminole/Lagoon Renovation-Hobia	4	62	\$	61,000	\$	24,197,935
OK	OKLAHOMA	OK64847-0S01	Choctaw/Antlers Sewer collection rehab	3	63	\$	108,000	\$	24,305,935
OK	OKLAHOMA	OK62824-0A01	Chickasaw/Francis Water System Improvements	3	64	\$	804,000	\$	25,109,935
OK	OKLAHOMA	OK69907-0A01	Apache/Comanche WTP Renovations	3	65	\$	33,000	\$	25,142,935
OK	KANSAS	KS22038-0O01	KS/IOWA TRIBAL SEPTIC TRUCK	2	66	\$	64,000	\$	25,206,935
OK	OKLAHOMA	OK09999-0B01	C&A/Canadian Co. RWD #1 WTP Improvements	3	67	\$	255,000	\$	25,461,935
OK	OKLAHOMA	OK41542-0S01	Sac and Fox Nation/Kendrick WWTP	3	68	\$	13,000	\$	25,474,935
OK	OKLAHOMA	OK51999-0G01	Creek/Muskogee RWD#10 System Improv	2	69	\$	19,600	\$	25,494,535
OK	OKLAHOMA	OK57754-0T02	OSAGE/Pawhuska Indian Camp Sewer Main	3	70	\$	48,000	\$	25,542,535
OK	OKLAHOMA	OK58771-0C01	Quapaw/Quapaw Town 350K Gal Water Tower Rehab & Paint	2	71	\$	39,000	\$	25,581,535
OK	OKLAHOMA	OK11999-1G01	CHEROKEE / Tenkiller Utility Authority (TUA)	4	72	\$	5,035,000	\$	30,616,535
OK	OKLAHOMA	OK38502-0A01	Comanche/Snyder WTP	3	73	\$	703,000	\$	31,319,535
OK	OKLAHOMA	OK67887-0B01	CPN/Pott.Dist.#3 EXT.-Konawa	4	74	\$	1,079,275	\$	32,398,810
OK	OKLAHOMA	OK25999-0A01	Chickasaw/Garvin Co RWD#6 Improvements	3	75	\$	204,000	\$	32,602,810
OK	OKLAHOMA	OK53699-0S01	CHEROKEE / Lenapah PWA - WWTP Improvements	3	76	\$	335,000	\$	32,937,810
OK	OKLAHOMA	OK67887-0C01	Seminole/ Konawa PWA - WSI Distribution	3	77	\$	1,575,000	\$	34,512,810
OK	OKLAHOMA	OK18270-0A01	CHEROKEE / Vinita PWA - WTP Clearwell Replacement	3	78	\$	214,000	\$	34,726,810
OK	OKLAHOMA	OK51999-1A01	CHEROKEE / Musk. RWD#7 - 5-mile Rd WLX	4	79	\$	153,000	\$	34,879,810
OK	OKLAHOMA	OK06106-0A01	C&A/Geary Water Line Extension	3	80	\$	213,000	\$	35,092,810
OK	OKLAHOMA	OK59775-0A02	PAWNEE/Cleveland Municipal WTP	3	81	\$	447,000	\$	35,539,810
OK	OKLAHOMA	OK19999-0A01 *	Creek/Slick WL Ext & Pump Station	3	82	\$	145,200	\$	35,685,010
OK	OKLAHOMA	OK59781-0A01	PAWNEE/TOWN OF RALSTON Water System Improvements	3	83	\$	14,000	\$	35,699,010
OK	OKLAHOMA	OK69907-0S01	Apache/Comanche WWTP Renovations	3	84	\$	81,000	\$	35,780,010
OK	OKLAHOMA	OK41543-0S01	Kickapoo/Meeker Wastewater Treatment Plant Improvements	3	85	\$	90,000	\$	35,870,010
OK	OKLAHOMA	OK41547-0T01	Iowa Tribe/Tryon Wastewater Treatment Plant Improvements	3	86	\$	19,000	\$	35,889,010
OK	OKLAHOMA	OK63835-0A04	Kickapoo WSI - PH4: Frye Road WLX Loop (New Land)	3	87	\$	164,000	\$	36,053,010
OK	KANSAS	KS07010-1G02	KS/KTIK FENCING PROJECT	2	88	\$	20,000	\$	36,073,010
OK	KANSAS	KS07999-0Y01	KS/KTIK WATER STORAGE TANK REHAB	2	89	\$	121,000	\$	36,194,010

**Indian Health Service
2016 Annual Report of Sanitation Deficiency Levels**

OK	OKLAHOMA	OK08999-0014	Caddo/Individual Water Wells - High Nitrates	4	90	\$	405,000	\$	36,599,010
OK	OKLAHOMA	OK15240-0A01	Choctaw/Coalgate Water Tower Aeration	3	91	\$	33,000	\$	36,632,010
OK	OKLAHOMA	OK67887-0A01	Seminole/ KONAWA WSI - Well Rehab	3	92	\$	404,000	\$	37,036,010
OK	OKLAHOMA	OK61815-0A01	Choctaw/Savanna Dist Rehab	3	93	\$	22,000	\$	37,058,010
OK	OKLAHOMA	OK41546-0B01	Sac & Fox/Water System Improvements	4	94	\$	70,000	\$	37,128,010
OK	OKLAHOMA	OK35458-0A01	Chickasaw/Bromide Well #2	3	95	\$	117,000	\$	37,245,010
OK	OKLAHOMA	OK58771-0B01	Quapaw/Quapaw Town 1 MG Ground Storage Rehab & Painting	2	96	\$	72,000	\$	37,317,010
OK	OKLAHOMA	OK41540-0B01	Sac and Fox Nation/Davenport WTP	4	97	\$	9,000	\$	37,326,010
OK	OKLAHOMA	OK49654-0D01	CHEROKEE / Locust Grove PWA - Distribution System Rehabilitation	4	98	\$	138,000	\$	37,464,010
OK	OKLAHOMA	OK21304-1S01	CHEROKEE / Jay Utilities Authority - Northside Sewer Expansion	3	99	\$	613,000	\$	38,077,010
OK	OKLAHOMA	OK12206-0U01	Choctaw/Hugo WWTP Rehab	3	100	\$	856,000	\$	38,933,010
OK	OKLAHOMA	OK41538-0S01	Iowa/Carney WWTP Rehab	3	101	\$	8,000	\$	38,941,010
OK	OKLAHOMA	OK25358-0A01	Chickasaw/Stratford Water System Improvements	3	102	\$	616,000	\$	39,557,010
OK	KANSAS	KS07010-0L01	KS/KTIK SOLID WASTE PROJECT	2	103	\$	81,000	\$	39,638,010
OK	OKLAHOMA	OK03999-0S01	Choctaw/Atoka RWD # 3 Land Application System	3	104	\$	12,000	\$	39,650,010
OK	KANSAS	KS07999-1E01	KS KTIK EMERGENCY WATERLINE CONNECTION	2	105	\$	468,000	\$	40,118,010
OK	OKLAHOMA	OK20999-0011	C&A/Scattered Water & Sewer	4	106	\$	140,000	\$	40,258,010
OK	OKLAHOMA	OK63999-0C01	Sac&Fox/Tri-County Waterline Extension	4	107	\$	424,000	\$	40,682,010
OK	KANSAS	KS07999-1H01	KS/KTIK WATER INTAKE RAISE	2	108	\$	19,000	\$	40,701,010
OK	OKLAHOMA	OK58999-0Q01	E Shawnee/RWD#5 100,000 Gal Water Storage Tank	2	109	\$	192,000	\$	40,893,010
OK	OKLAHOMA	OK01055-0S02	CHEROKEE / Westville PWA - Hwy 62 Sewer Extension	4	110	\$	74,000	\$	40,967,010
OK	OKLAHOMA	OK41539-0A01	Sac and Fox Nation/Chandler WTP	3	111	\$	97,000	\$	41,064,010
OK	OKLAHOMA	OK41542-0C01	Sac & Fox/Kendrick Municipal Authority WSI - Loop	3	112	\$	20,000	\$	41,084,010
OK	OKLAHOMA	OK67887-0S01	Seminole/ Konawa WW Collection System Rehab	3	113	\$	125,000	\$	41,209,010
OK	OKLAHOMA	OK57756-0A03	Osage/Shidler WTP Renovation	3	114	\$	14,400	\$	41,223,410
OK	OKLAHOMA	OK63999-0B01	Sac & Fox/Tri-county WLX-Bradford	4	115	\$	131,000	\$	41,354,410
OK	OKLAHOMA	OK45595-0S01	Choctaw/Haworth Sewer Coll.	4	116	\$	103,000	\$	41,457,410
OK	OKLAHOMA	OK57754-0U01	OSAGE/ Pawhuska Prudom Hill Sewer Main Replacment	4	117	\$	66,500	\$	41,523,910
OK	KANSAS	KS07010-0201	KS/KTIK METER REPLACEMENT PROJECT	2	118	\$	49,000	\$	41,572,910
OK	OKLAHOMA	OK61811-0A01	Choctaw/Krebs WTP	3	119	\$	226,000	\$	41,798,910
OK	OKLAHOMA	OK40535-0S01	Choctaw/Pocola WWTP	3	120	\$	420,000	\$	42,218,910
OK	OKLAHOMA	OK61815-0S01	Choctaw/Savanna Collection Rehab	3	121	\$	20,000	\$	42,238,910
OK	OKLAHOMA	OK37486-0A01	C&A/Cashion Water System Improvements	2	122	\$	10,000	\$	42,248,910
OK	KANSAS	KS22038-0A01	KS/IOWA & WHITE CLOUD SYSTEM IMPROVEMENTS	3	123	\$	38,000	\$	42,286,910
OK	OKLAHOMA	OK09160-0S02	C&A/Calumet Lift Stations Rehabilitation	2	124	\$	53,000	\$	42,339,910
OK	OKLAHOMA	OK16999-0F01	Ft. Sill Apache/Geronimo - Devine WLX	4	125	\$	129,000	\$	42,468,910
OK	OKLAHOMA	OK45587-0A01	Choctaw/Broken Bow Emergency intake relocation	2	126	\$	670,000	\$	43,138,910
OK	OKLAHOMA	OK45587-0B01	Choctaw/Broken Bow PWA Clearwell and Storage Tank	2	127	\$	228,000	\$	43,366,910
OK	OKLAHOMA	OK09160-0B01	C&A/Calumet Water Tank	3	128	\$	10,000	\$	43,376,910
OK	OKLAHOMA	OK51673-0S01	CHEROKEE / Braggs PWA - Sewer Sys Upg	3	129	\$	786,000	\$	44,162,910
OK	OKLAHOMA	OK03077-0S01	Choctaw/Stringtown WWTP	3	130	\$	178,000	\$	44,340,910
OK	OKLAHOMA	OK58999-0R01	E Shawnee/RWD#5 Hwy 10 Water Well	2	131	\$	243,000	\$	44,583,910
OK	OKLAHOMA	OK01109-0S03	CHEROKEE / Cherry Tree RWD - Wastewater Forcemain to Stilwell Utilities	4	132	\$	652,000	\$	45,235,910
OK	OKLAHOMA	OK54706-0S01	Creek/Boley Town Lagoon Improvements	3	133	\$	6,000	\$	45,241,910
OK	OKLAHOMA	OK21999-1C01	CHEROKEE / Delaware RWD#10 - New Well	3	134	\$	109,000	\$	45,350,910
OK	OKLAHOMA	OK61806-0A01	Choctaw/Hartshorne Water Line	3	135	\$	76,000	\$	45,426,910
OK	OKLAHOMA	OK40999-0J01	Choctaw/LeFlore Co RWD 5 Extensions	3	136	\$	20,000	\$	45,446,910

**Indian Health Service
2016 Annual Report of Sanitation Deficiency Levels**

OK	OKLAHOMA	OK39510-0S01	Choctaw/Wilburton Sewer Rehab	3	137	\$	122,000	\$	45,568,910
OK	OKLAHOMA	OK11193-0D01	CHEROKEE / Cherokee Co. RWD # 3 - Moody's Storage	3	138	\$	496,650	\$	46,065,560
OK	KANSAS	KS07999-1A02	KS/IOWA TRIBAL WATER TREATMENT PLANT	2	139	\$	150,000	\$	46,215,560
OK	OKLAHOMA	OK12999-0E01	Choctaw/Choctaw County RWD # 6 water extn	4	140	\$	60,000	\$	46,275,560
OK	OKLAHOMA	OK52999-0G01	Otoe-Missouria/Noble County RWD #2 WLX	4	141	\$	59,345	\$	46,334,905
OK	OKLAHOMA	OK10187-0A01	CHICKASAW/SOWC-MILO-WOODFORD WLX	3	142	\$	257,400	\$	46,592,305
OK	OKLAHOMA	OK11999-0P01	CHEROKEE / Pettit Mtn Water Company - Connection to Cherokee RWD #2	3	143	\$	107,000	\$	46,699,305
OK	OKLAHOMA	OK67892-0A01	Seminole/Wewoka Backwash Lagoon Rehab	3	144	\$	42,000	\$	46,741,305
OK	OKLAHOMA	OK01053-0S01	CHEROKEE / Stilwell ADA - WWTP Improvements	3	145	\$	659,000	\$	47,400,305
OK	OKLAHOMA	OK58999-1D01	CHEROKEE / Ottawa RWD #6 - New Tower and Well	3	146	\$	220,000	\$	47,620,305
OK	OKLAHOMA	OK52694-0B01	OTOE/RED ROCK WATER DISTRIBUTION	2	147	\$	104,708	\$	47,725,013
OK	OKLAHOMA	OK63999-0E01	SAC & FOX/Tri-County RWD2 - NE Pott Co WLX	4	148	\$	417,000	\$	48,142,013
OK	OKLAHOMA	OK63999-0F01	SAC&FOX/TRI-COUNTY RWD2 - WAKOLE WLX	4	149	\$	252,000	\$	48,394,013
OK	OKLAHOMA	OK63999-0G01	SAC & FOX/POTT CO #2 NULLAKE WLX	4	150	\$	76,000	\$	48,470,013
OK	OKLAHOMA	OK08999-0D01	Kiowa/Caddo RWD #3 - East Ft.Cobb WLX	4	151	\$	202,400	\$	48,672,413
OK	OKLAHOMA	OK49654-0D02	CHEROKEE / Locust Grove PWA - OOWA Connection	3	152	\$	1,830,000	\$	50,502,413
OK	OKLAHOMA	OK03071-0A01	Choctaw/Atoka WTP Rehab	3	153	\$	545,000	\$	51,047,413
OK	OKLAHOMA	OK07999-0J01	Choctaw/Bennington RWD Standpipe	3	154	\$	115,000	\$	51,162,413
OK	OKLAHOMA	OK09158-0L01	C&A/Concho Reserve Dumpsites	3	155	\$	21,000	\$	51,183,413
OK	OKLAHOMA	OK40517-0S01	Choctaw/Heavener Lift Station	3	156	\$	17,000	\$	51,200,413
OK	OKLAHOMA	OK26368-0A01	Caddo/Minco Water Distribution Ren.	3	157	\$	43,000	\$	51,243,413
OK	OKLAHOMA	OK67890-0C01	Seminole/Sasakwa RWD Water Main Rehab	3	158	\$	519,000	\$	51,762,413
OK	OKLAHOMA	OK45608-0T01	Choctaw/Wright City Collection System Rehab	3	159	\$	377,000	\$	52,139,413
OK	OKLAHOMA	OK19999-0B01	Creek/Creek Co. RWD #1 Water Plant Renovation	3	160	\$	417,400	\$	52,556,813
OK	KANSAS	KS07010-0101	KS/KTIK BACK-UP BACKWASH PUMP	2	161	\$	100,000	\$	52,656,813
OK	OKLAHOMA	OK08999-0B01 *	Apache/Caddo Co RWD #3 WLX	4	162	\$	259,500	\$	52,916,313
OK	OKLAHOMA	OK57999-0B01	OSAGE/Osage County RWD #20 Water Treatment Plant Improvements	3	163	\$	61,000	\$	52,977,313
OK	OKLAHOMA	OK63839-0A01	SAC & FOX/SHAWNEE GARRETT LAKE RD WLX	4	164	\$	179,000	\$	53,156,313
OK	OKLAHOMA	OK57744-0S01	OSAGE/ Barnsdall WWTP Improvements	3	165	\$	29,000	\$	53,185,313
OK	OKLAHOMA	OK61806-0S01	Choctaw/Hartshorne Sewer System Improvements	3	166	\$	752,000	\$	53,937,313
OK	OKLAHOMA	OK55999-0S01	Kickapoo/Valley Brook WWTP	3	167	\$	96,000	\$	54,033,313
OK	OKLAHOMA	OK40531-0A01	Choctaw/Talihina Water Distribution System Improvements	3	168	\$	261,000	\$	54,294,313
OK	OKLAHOMA	OK41546-0T01	Sac & Fox/Community Sewage Lagoon	3	169	\$	65,000	\$	54,359,313
OK	OKLAHOMA	OK12203-0U01	Choctaw/Fort Towson Sewer Rehab	3	170	\$	132,000	\$	54,491,313
OK	OKLAHOMA	OK63835-0A05	Kickapoo WSI - PH5: Newland Exterior Loop (New Land)	3	171	\$	108,000	\$	54,599,313
OK	KANSAS	KS43032-0B01	KS/PBPN SEPTAGE LAGOON FENCING PROJECT	2	172	\$	5,000	\$	54,604,313
OK	OKLAHOMA	OK57999-0A05	OSAGE/Osage Co.RWD #22 Expansion	4	173	\$	213,000	\$	54,817,313
OK	OKLAHOMA	OK56732-0A01	Creek/Beggs WTP Upgrades	3	174	\$	34,800	\$	54,852,113
OK	OKLAHOMA	OK60787-0S01	Sac and Fox Nation/Cushing WWTP IMPROVEMENTS	3	175	\$	333,000	\$	55,185,113
OK	OKLAHOMA	OK63835-0A03	Kickapoo WSI - PH3: Secondary Complex WLX (New Land)	3	176	\$	161,000	\$	55,346,113
OK	OKLAHOMA	OK57999-0S01	OSAGE/Grey Horse Comm Sewer Ren	3	177	\$	434,000	\$	55,780,113
OK	OKLAHOMA	OK09160-0S01	C&A/Calumet Lagoon Renovations	2	178	\$	4,000	\$	55,784,113
OK	OKLAHOMA	OK36482-0C01	TONKAWA/ Ft. Oakland Water Meters	2	179	\$	57,000	\$	55,841,113
OK	OKLAHOMA	OK32428-0S01	CREEK/SPAULDING COM. SEWER	4	180	\$	158,000	\$	55,999,113
OK	OKLAHOMA	OK61815-0A02	Choctaw/Savanna Phase II Distribution	3	181	\$	65,000	\$	56,064,113
OK	OKLAHOMA	OK67890-0A01	Seminole/Town of Sasakwa Water Main	3	182	\$	543,000	\$	56,607,113
OK	OKLAHOMA	OK22319-0A01	C&A/Taloga Well Renovations	2	183	\$	4,000	\$	56,611,113

**Indian Health Service
2016 Annual Report of Sanitation Deficiency Levels**

OK	OKLAHOMA	OK20999-0L02	C&A/Custer Co. Open Dump Assessment Study	2	184	\$	166,500	\$	56,777,613
OK	OKLAHOMA	OK08999-0A02	Wichita/Caddo RWD #3 Ext.-Woodland Road	2	185	\$	53,000	\$	56,830,613
OK	OKLAHOMA	OK41999-0E01	SAC & FOX/Lincoln Co. RW&SD# 4 - BARKER PLACE WLX	4	186	\$	159,000	\$	56,989,613
OK	KANSAS	KS07999-1F01	KS/IOWA BILL/JOSH EAST WL EXTENSION (PH 1)	4	187	\$	91,000	\$	57,080,613
OK	KANSAS	KS07999-1F02	KS/IOWA LUKE KELLER SE WL EXTENSION (PH 2)	4	188	\$	45,000	\$	57,125,613
OK	OKLAHOMA	OK55723-0A01	KICKAPOO/MURDOCK WATER LINE EXT.	4	189	\$	303,000	\$	57,428,613
OK	OKLAHOMA	OK41999-0D01	SAC & FOX/Lincoln Co RW&SD4 - TOAD HILL WLX	4	190	\$	258,000	\$	57,686,613
OK	OKLAHOMA	OK40517-0A01	Choctaw/Heavener WTP	2	191	\$	1,520,000	\$	59,206,613
OK	OKLAHOMA	OK58999-1E01	Ottawa/RWD#4 E 130 Rd WL Upgrade to 4-inch	2	192	\$	8,000	\$	59,214,613
OK	OKLAHOMA	OK58999-1C01	E Shawnee/RWD#5 Hwy 10 8-inch Water Line Ext	2	193	\$	355,000	\$	59,569,613
OK	OKLAHOMA	OK21999-0K01	CHEROKEE / Delaware RWD #10 - Water System Improvements	3	194	\$	251,000	\$	59,820,613
OK	OKLAHOMA	OK41546-0C01	Sac and Fox Nation/Stroud WTP	3	195	\$	110,000	\$	59,930,613
OK	OKLAHOMA	OK53699-0B01	CHEROKEE / Lenapah PWA - New Water Source	3	196	\$	469,350	\$	60,399,963
OK	OKLAHOMA	OK67999-0E01	Seminole/Bowlegs Lima Stanberry Hill Stand Pipe	3	197	\$	156,000	\$	60,555,963
OK	OKLAHOMA	OK57759-0A01	Osage/Skiatook Water Transmission and Storage	2	198	\$	520,000	\$	61,075,963
OK	OKLAHOMA	OK63839-0L04	Kickapoo/Makaseah High Hazard SW Site	2	199	\$	15,000	\$	61,090,963
OK	OKLAHOMA	OK58999-0P01	Peoria/RWD#4 6-inch WLX to More Water Tower	2	200	\$	102,000	\$	61,192,963
OK	OKLAHOMA	OK52999-0C01 *	OTOE/OTOE WATER SYSTEM-SOUTH EXT.	4	201	\$	324,747	\$	61,517,710
OK	OKLAHOMA	OK53698-0S01	CHEROKEE / Delaware PWA - Sewer Collection System Rehab	4	202	\$	135,000	\$	61,652,710
OK	OKLAHOMA	OK21301-0D01	CHEROKEE / Colcord PWA - Water Distribution System Improvements	3	203	\$	182,000	\$	61,834,710
OK	OKLAHOMA	OK57756-0T01	OSAGE/ SHIDLER WWTP Improvements	3	204	\$	52,000	\$	61,886,710
OK	OKLAHOMA	OK12999-0F01	Choctaw/Choctaw Co. RWSG&SWMD # 3 Regionalization Well	3	205	\$	544,000	\$	62,430,710
OK	OKLAHOMA	OK11197-0U01	CHEROKEE / TPWA - Indian Meadows SS	3	206	\$	1,159,000	\$	63,589,710
OK	OKLAHOMA	OK45608-0A01	Choctaw/Wright City Water Dist Rehab	3	207	\$	142,000	\$	63,731,710
OK	OKLAHOMA	OK09160-0A01 *	C&A/Calumet Water Improvements	2	208	\$	155,000	\$	63,886,710
OK	OKLAHOMA	OK35466-0A02	CHICKASAW/RAVIA WATER SYS. IMPROV.	3	209	\$	556,000	\$	64,442,710
OK	OKLAHOMA	OK52999-0F01	OTOE/OTOE WATER SYSTEM - WEST	4	210	\$	196,517	\$	64,639,227
OK	OKLAHOMA	OK66877-0S01	CHEROKEE / Chelsea EDA - WWTP Upgrade	3	211	\$	535,000	\$	65,174,227
OK	OKLAHOMA	OK12206-0A01	Choctaw/Hugo WTP Rehab	3	212	\$	1,323,000	\$	66,497,227
OK	OKLAHOMA	OK63839-0B01	SAC & FOX/SHAWNEE - N ROCK CREEK WLX	4	213	\$	97,000	\$	66,594,227
OK	OKLAHOMA	OK58999-0J01	E Shawnee/PWS Water Tower Lightning Protection	2	214	\$	68,000	\$	66,662,227
OK	OKLAHOMA	OK19277-0A02	Creek/Depew New Water Storage Tank & Wells	2	215	\$	4,700	\$	66,666,927
OK	OKLAHOMA	OK11999-2B01	CHEROKEE / Burnt Cabin RWD - WTP Upgrade	3	216	\$	389,000	\$	67,055,927
OK	OKLAHOMA	OK46999-0B01	Creek/McIntosh RWD #13	3	217	\$	553,000	\$	67,608,927
OK	OKLAHOMA	OK09158-0C01	C&A/Concho Water Storage Tanks Upgrades	2	218	\$	84,000	\$	67,692,927
OK	OKLAHOMA	OK36482-0B01	Tonkawa/Ft. Oakland Water Wells	2	219	\$	238,004	\$	67,930,931
OK	OKLAHOMA	OK58999-1F01	Peoria/RWD#5-State Line Rd Loop	2	220	\$	22,000	\$	67,952,931
OK	OKLAHOMA	OK49652-0S01	CHEROKEE / Disney PWA - WWTP Construction	4	221	\$	247,000	\$	68,199,931
OK	OKLAHOMA	OK46999-0F01	Creek/Vivian RWD #6 Mellette WLX	4	222	\$	608,000	\$	68,807,931
OK	OKLAHOMA	OK07119-0S01	Choctaw/BenningtonPWA Lagoons rehab	3	223	\$	103,000	\$	68,910,931
OK	OKLAHOMA	OK61801-0S01	Choctaw/Canadian Sewer TP Rehab	3	224	\$	52,000	\$	68,962,931
OK	OKLAHOMA	OK56999-0C01	CREEK/OKMULGEE RWD #6-HECTORVILLE	3	225	\$	263,000	\$	69,225,931
OK	OKLAHOMA	OK51685-1S01	CHEROKEE / Webbers Falls PWA - WW Lagoon Rehab	3	226	\$	157,000	\$	69,382,931
OK	OKLAHOMA	OK63835-0A06	Kickapoo/ Well Clinic - PH6	3	227	\$	29,000	\$	69,411,931
OK	OKLAHOMA	OK36483-0T01	PONCA/Wastewater Treatment Lagoon Rehabilitation	2	228	\$	105,000	\$	69,516,931
OK	OKLAHOMA	OK36476-0T02	KAW/Kaw City Wastewater Treatment Plant Improvements Phase II	2	229	\$	13,000	\$	69,529,931
OK	OKLAHOMA	OK18266-0A01	CHEROKEE / Big Cabin PWA - Waterline Replacement Project	3	230	\$	144,000	\$	69,673,931

**Indian Health Service
2016 Annual Report of Sanitation Deficiency Levels**

OK	OKLAHOMA	OK11197-3S01	CHEROKEE / TPWA - Crestwood Dr SS Extension	3	231	\$	111,000	\$	69,784,931
OK	OKLAHOMA	OK08999-0C01 *	Caddo/Caddo RWD #3 WLX - Stephenson	3	232	\$	168,984	\$	69,953,915
OK	OKLAHOMA	OK60788-0101	Pawnee/Glencoe Waste Water Treatment Improvements	2	233	\$	25,000	\$	69,978,915
OK	OKLAHOMA	OK41999-0I01	Sac & Fox/Lincoln Co RWD#1 - Casebolt WLX	4	234	\$	37,000	\$	70,015,915
OK	OKLAHOMA	OK09158-0S01	C&A/Concho Lagoons - Rehabilitation	2	235	\$	137,000	\$	70,152,915
OK	OKLAHOMA	OK41999-0F01	SAC&FOX/LINCOLN Co RW&SD #4 - ROSIE LAKE WLX	4	236	\$	477,000	\$	70,629,915
OK	OKLAHOMA	OK22318-0B01 *	C&A/Seiling PWA W&S Service Extension	1	237	\$	11,000	\$	70,640,915
OK	OKLAHOMA	OK52691-0C01	Ponca/Marland WW Collection & Lift Station Improvements Project	2	238	\$	18,000	\$	70,658,915
OK	OKLAHOMA	OK36482-0D01	TONKAWA\ Waterline Extension for City of Tonkawa	3	239	\$	136,000	\$	70,794,915
OK	OKLAHOMA	OK59780-0B01	PAWNEE/Pawnee Nation WS connection to City of Pawnee	2	240	\$	13,000	\$	70,807,915
OK	OKLAHOMA	OK52693-0A01	OTOE-MISSOURIA/ Perry Backup Power for Water System	2	241	\$	258,000	\$	71,065,915
OK	OKLAHOMA	OK01999-0C03	CHEROKEE / Adair Co RWD # 2 - Hwy 100 Line Repl	3	242	\$	296,000	\$	71,361,915
OK	OKLAHOMA	OK41540-0A01	Sac And Fox/ Davenport RWD I WLX	3	243	\$	331,000	\$	71,692,915
OK	OKLAHOMA	OK45999-0F01 *	Choctaw/Millerton WL Extn	4	244	\$	137,000	\$	71,829,915
OK	OKLAHOMA	OK58766-0A01	CHEROKEE / Fairland PWA - Water System Improvements	3	245	\$	529,000	\$	72,358,915
OK	OKLAHOMA	OK58999-0N01	Seneca-Cayuga/Wyandotte Nation PWS E 160 Rd Water Line Ext	2	246	\$	104,000	\$	72,462,915
OK	OKLAHOMA	OK36479-0T01	Kaw/Newkirk Tribal Housing RO Filters	2	247	\$	68,000	\$	72,530,915
OK	OKLAHOMA	OK41999-0H01	Sac&Fox/Lincoln Co RWD #2 - Boone WLX	4	248	\$	121,000	\$	72,651,915
OK	OKLAHOMA	OK67885-0B01	SEMINOLE/Bowlegs-Lima RWC WLX - SE Wolf	3	249	\$	121,000	\$	72,772,915
OK	OKLAHOMA	OK41546-0U01 *	Sac and Fox/ WWTP Improvements	2	250	\$	279,000	\$	73,051,915
OK	OKLAHOMA	OK32999-0C01	SEMINOLE/HUGHES RWD5 - Smile Corner WLX	3	251	\$	456,000	\$	73,507,915
OK	KANSAS	KS07010-0C01	KS/KTIK PLUM CREEK WATER SUPPLY	2	252	\$	784,000	\$	74,291,915
OK	OKLAHOMA	OK16999-0D01 *	Delaware/Comanche RWD #4 WLX- Dempsey	3	253	\$	153,000	\$	74,444,915
OK	OKLAHOMA	OK71933-0A01	Comanche/Tipton Water Wells	4	254	\$	9,000	\$	74,453,915
OK	OKLAHOMA	OK60787-0L01	Sac & Fox/ South Payne Co. High Threat Dump Closure	2	255	\$	55,000	\$	74,508,915
OK	OKLAHOMA	OK63999-4L01	SAC & FOX/POT CO. HIGH HAZ DUMPS	2	256	\$	56,000	\$	74,564,915
OK	OKLAHOMA	OK52694-0A01	OTOE/RED ROCK WATER SUPPLY	2	257	\$	55,000	\$	74,619,915
OK	KANSAS	KS07999-0C01	KS/IOWA TRIBAL WATER STORAGE TANK	2	258	\$	343,000	\$	74,962,915
OK	OKLAHOMA	OK54710-0A01 *	Creek/Okemah Water Storage Tank Remediation & Painting	1	259	\$	22,200	\$	74,985,115
OK	OKLAHOMA	OK63999-3L04	SAC & FOX POT CO MED HAZ DUMP	2	260	\$	60,000	\$	75,045,115
OK	OKLAHOMA	OK63999-5L01	SAC & FOX/MELISSA MORTAN MED HAZ DUMP	2	261	\$	24,000	\$	75,069,115
OK	OKLAHOMA	OK41546-0A01 *	SAC AND FOX/ STANDPIPE REHAB	1	262	\$	8,000	\$	75,077,115
OK	KANSAS	KS07999-1J01 *	KS/IOWA PEGGY OGDEN SW WL EXT	2	263	\$	44,000	\$	75,121,115
OK	OKLAHOMA	OK32999-0B01 *	SEMINOLE/HUGHES RWD #5 WLX Justice	3	264	\$	211,000	\$	75,332,115
OK	OKLAHOMA	OK58999-0K01 *	Seneca-Cayuga/RWD#5 Kellyville WLX	2	265	\$	456,000	\$	75,788,115
OK	OKLAHOMA	OK19277-0A01 *	Creek/Depew Water Storage Tank Remediation and Repainting	1	266	\$	1,500	\$	75,789,615
OK	OKLAHOMA	OK17260-0A01	Comanche/Devol Water System Upgrade	2	267	\$	6,000	\$	75,795,615
OK	OKLAHOMA	OK58999-0E02 *	E Shawnee/RWD#5 E 130 Rd WLX Ext#2	2	268	\$	115,000	\$	75,910,615
OK	OKLAHOMA	OK57999-0R01 *	OSAGE/OSAGE RWD#15, Bratton Ext.	2	269	\$	124,900	\$	76,035,515
OK	OKLAHOMA	OK57758-0B01	OSAGE/Wynona Water Distribution Imp	2	270	\$	33,365	\$	76,068,880
OK	OKLAHOMA	OK19999-0C01 *	CREEK/CREEK CO. RWD #3 EXT.	2	271	\$	107,000	\$	76,175,880
OK	OKLAHOMA	OK19279-0A01 *	CREEK/CREEK CO. RWD #1 EXTENSION	2	272	\$	328,900	\$	76,504,780

**Indian Health Service
2016 Annual Report of Sanitation Deficiency Levels**

IHS Area: Phoenix (PH)

Area	State	Project No.	Project Name	Project DL	Area Priority	Project Cost	Cumulative Project Cost
PH	CALIFORNIA	CA36038-2101	Chemehuevi Force Main Replacement	4	1	\$ 345,000	\$ 345,000
PH	ARIZONA	AZ09964-1901	CIBECUE - Lagoon Upgrades	4	2	\$ 903,675	\$ 1,248,675
PH	ARIZONA	AZ07132-1702	Salt River Evergreen Lift Station	4	3	\$ 517,000	\$ 1,765,675
PH	ARIZONA	AZ03126-1002	UVM Sewer Ph. 2	3	4	\$ 1,061,000	\$ 2,826,675
PH	ARIZONA	AZ11999-1001	GRIC Septic System Replacement	4	5	\$ 173,000	\$ 2,999,675
PH	ARIZONA	AZ15999-2402	CRIT Open Dump Phase IV	3	6	\$ 305,355	\$ 3,305,030
PH	ARIZONA	AZ01905-0601	MCNARY-HonDah WWTF AOC Improvements	3	7	\$ 615,000	\$ 3,920,030
PH	NEVADA	NV04560-0501	Newtown Water Supply Improvements	3	8	\$ 467,000	\$ 4,387,030
PH	CALIFORNIA	CA13999-0401	Quechan Water System Rehabilitation & Upgrades	3	9	\$ 648,000	\$ 5,035,030
PH	CALIFORNIA	CA13999-1701	New Quechan Water Storage Tank	4	10	\$ 1,430,000	\$ 6,465,030
PH	ARIZONA	AZ09964-1801	CIBECUE - Sewer Main Replacement	4	11	\$ 429,000	\$ 6,894,030
PH	ARIZONA	AZ11211-0402	AK CHIN - Water Service Line Upgrade	2	12	\$ 704,000	\$ 7,598,030
PH	UTAH	UT07676-0101	Neola Ind. Water & Sewer Services - Ready to fund	4	13	\$ 157,000	\$ 7,755,030
PH	NEVADA	NV02538-0101	Moapa Sewer System Repairs	4	14	\$ 952,000	\$ 8,707,030
PH	ARIZONA	AZ03033-0304	SUPAI - Havasu Creek Crossing	3	15	\$ 253,000	\$ 8,960,030
PH	ARIZONA	AZ09981-0601	Hopi Arsenic Mitigation Project	4	16	\$ 16,970,942	\$ 25,930,972
PH	CALIFORNIA	CA14367-1301	Eastern Sierra Treatment Plant Improvements	3	17	\$ 2,234,455	\$ 28,165,427
PH	ARIZONA	AZ04065-1204	San Carlos Waste Water Treatment Facility Phase 3	4	18	\$ 1,390,057	\$ 29,555,484
PH	UTAH	UT24999-1701	Uriah Heaps Water System Pressure Improvements	3	19	\$ 2,980,000	\$ 32,535,484
PH	CALIFORNIA	CA26301-0101	Bridgeport Arsenic Mitigation	4	20	\$ 279,000	\$ 32,814,484
PH	CALIFORNIA	CA13999-2201	Quechan Sewer Inspection and Upgrades	3	21	\$ 894,000	\$ 33,708,484
PH	ARIZONA	AZ14999-1301	Cocopah West New WTP	3	22	\$ 817,000	\$ 34,525,484
PH	ARIZONA	AZ08153-1701	HUALAPAI - Solid Waste Compactor Station	2	23	\$ 52,000	\$ 34,577,484
PH	ARIZONA	AZ09999-0905	Hopi Open Dump Closures	3	24	\$ 509,000	\$ 35,086,484
PH	CALIFORNIA	CA14366-0801	Big Pine Lift Station Upgrades	2	25	\$ 257,688	\$ 35,344,172
PH	ARIZONA	AZ09983-1501	Shung Water and Sewer (Line X) Extension	5	26	\$ 325,000	\$ 35,669,172
PH	ARIZONA	AZ08039-0502	Ft. Mojave Manhole Rehab	3	27	\$ 1,441,000	\$ 37,110,172
PH	ARIZONA	AZ09971-0301	Keams Canyon BIA Lagoon Repair Phase 1 & 2	4	28	\$ 69,020	\$ 37,179,192
PH	ARIZONA	AZ03126-0103	UVM Additional Water Supply	3	29	\$ 929,000	\$ 38,108,192
PH	ARIZONA	AZ09990-3001	WHITERIVER - East Fork Water Storage Upgrades	2	30	\$ 863,000	\$ 38,971,192
PH	ARIZONA	AZ11211-0501	AK CHIN - Water Treatment Plant Chlorine Bldg	2	31	\$ 910,000	\$ 39,881,192
PH	CALIFORNIA	CA14367-0901	Bishop Water System Improvements	2	32	\$ 565,000	\$ 40,446,192
PH	ARIZONA	AZ04054-0504	Tonto Apache Water Storage Tank Mixer & Repairs	2	33	\$ 65,000	\$ 40,511,192
PH	ARIZONA	AZ09977-0304	Old Oraibi - Mains to Village Phase 1*	5	34	\$ 1,697,000	\$ 42,208,192
PH	ARIZONA	AZ03126-1103	Lower Moencopi Allotment 44 46 Waterline Extension* (not recommended for funding)	5	35	\$ 1,795,000	\$ 44,003,192
PH	ARIZONA	AZ09990-2801	WHITERIVER - Landfill Expansion Ph1	2	36	\$ 1,397,000	\$ 45,400,192
PH	ARIZONA	AZ08039-2101	Ft Mojave Sewer Wet Well Rehab	2	37	\$ 30,976	\$ 45,431,168
PH	NEVADA	NV01526-1101	Fallon Water plant Upgrades	2	38	\$ 55,000	\$ 45,486,168
PH	CALIFORNIA	CA02304-0401	Washoe - Generators	2	39	\$ 177,000	\$ 45,663,168
PH	UTAH	UT24674-1601	U&O Alterra to Eagle View Watermain Replacement	3	40	\$ 565,000	\$ 46,228,168
PH	NEVADA	NV16999-0501	Nixon Community Water System Improvements - Phase 1	2	41	\$ 761,000	\$ 46,989,168
PH	NEVADA	NV16999-0601	Wadsworth Community Water System Improvements - Phase 1	2	42	\$ 1,713,000	\$ 48,702,168

**Indian Health Service
2016 Annual Report of Sanitation Deficiency Levels**

PH	ARIZONA	AZ09977-0303	Old Oraibi - Village W/S Phase 3*	5	43	\$	1,248,000	\$	49,950,168
PH	ARIZONA	AZ09964-1701	CIBECUE - Tank Rehabs	2	44	\$	243,000	\$	50,193,168
PH	UTAH	UT24999-0701	Yellowstone Sewer System Phase 1	4	45	\$	497,000	\$	50,690,168
PH	ARIZONA	AZ15999-0903	CRIT Landfill Closure	3	46	\$	2,027,000	\$	52,717,168
PH	UTAH	UT12628-0101	Goshute Chlorination Equipment	2	47	\$	61,000	\$	52,778,168
PH	ARIZONA	AZ09999-0906	Hopi Solid Waste Equipment	3	48	\$	1,433,000	\$	54,211,168
PH	ARIZONA	AZ09999-0902	Hopi Solid Waste Landfill	3	49	\$	1,121,000	\$	55,332,168
PH	ARIZONA	AZ07117-0601	FYMN - Retention Basin/Percolation Pond	2	50	\$	1,099,000	\$	56,431,168
PH	ARIZONA	AZ05073-0405	Bylas Tank 2 and 4 Rehab	3	51	\$	475,000	\$	56,906,168
PH	ARIZONA	AZ08153-1201	HUALAPAI - Standby Generator for Well Pump	2	52	\$	193,000	\$	57,099,168
PH	CALIFORNIA	CA36038-1201	Chemehuevi Well Pumps	2	53	\$	98,500	\$	57,197,668
PH	NEVADA	NV10612-1001	Yerington Campbell Ranch Loop	2	54	\$	174,000	\$	57,371,668
PH	ARIZONA	AZ13262-0103	Camp Verde Water Improvements	2	55	\$	105,000	\$	57,476,668
PH	ARIZONA	AZ09977-0302	Old Oraibi - Highway 264 W/S Phase 2*	5	56	\$	1,529,000	\$	59,005,668
PH	ARIZONA	AZ09981-0401	Sipaulovi Water/Sewer-Top of Mesa*	5	57	\$	378,000	\$	59,383,668
PH	NEVADA	NV01526-1001	Fallon Lagoon Expansion	3	58	\$	106,934	\$	59,490,602
PH	ARIZONA	AZ15999-0908	CRIT - Parker Dump Closure	3	59	\$	760,000	\$	60,250,602
PH	ARIZONA	AZ07117-0301	FYMN - Solid Waste Dump Truck	2	60	\$	324,000	\$	60,574,602
PH	NEVADA	NV11623-1202	Walker River Critical Sewer Main	2	61	\$	507,000	\$	61,081,602
PH	CALIFORNIA	CA14368-0401	FT.INDEPEND. - Water Main Looping	2	62	\$	132,000	\$	61,213,602
PH	ARIZONA	AZ15999-3103	CRIT Watermain Looping	2	63	\$	222,000	\$	61,435,602
PH	ARIZONA	AZ09977-0301	Hopi Veteran's Center Old Oraibi Watering Point	2	64	\$	1,003,999	\$	62,439,601
PH	UTAH	UT24999-0702	Yellowstone Sewer System Phase 2	4	65	\$	126,000	\$	62,565,601
PH	ARIZONA	AZ03033-1101	SUPAI - Transfer Station Long Mesa	3	66	\$	651,000	\$	63,216,601
PH	ARIZONA	AZ09964-1201	CIBECUE - Solid Waste Transfer Sta.	2	67	\$	213,000	\$	63,429,601
PH	ARIZONA	AZ11229-0201	GRIC District 3 Sacaton East Lift Station	2	68	\$	483,000	\$	63,912,601
PH	CALIFORNIA	CA26417-0101	Benton Water Storage Tank	2	69	\$	424,000	\$	64,336,601
PH	NEVADA	NV16999-0801	Nixon watermain replacement	2	70	\$	1,752,000	\$	66,088,601
PH	ARIZONA	AZ13266-0101	Middle Verde Water Improvements	2	71	\$	146,000	\$	66,234,601
PH	ARIZONA	AZ09974-0502	Mishongnovi - Peach Ln W/S Ext	5	72	\$	1,038,000	\$	67,272,601
PH	ARIZONA	AZ09990-0801	WHITERIVER - U. East Fork Sewer Ext	3	73	\$	26,200	\$	67,298,801
PH	ARIZONA	AZ07132-1301	Salt River Sewer Service and Septic Abandonment	2	74	\$	222,000	\$	67,520,801
PH	ARIZONA	AZ11214-1101	GRIC District 5 Sacate Lagoon Expan	2	75	\$	2,010,000	\$	69,530,801
PH	NEVADA	NV01526-0801	Fallon - Valves/hydrants replace	2	76	\$	138,000	\$	69,668,801
PH	CALIFORNIA	CA36038-1901	Chemehuevi Water System Impvmts	2	77	\$	55,000	\$	69,723,801
PH	ARIZONA	AZ04062-0601	SCAT Solid Waste Materials and Equipment	2	78	\$	417,000	\$	70,140,801
PH	ARIZONA	AZ15999-2901	CRIT Radio Frequency Water Meters	2	79	\$	279,000	\$	70,419,801
PH	NEVADA	NV11623-1101	SCHURZ - water meters	2	80	\$	1,458,000	\$	71,877,801
PH	ARIZONA	AZ09974-0101	Mishongovi (Rt 17) Water/Sewer	5	81	\$	1,360,000	\$	73,237,801
PH	ARIZONA	AZ01905-0501	MCNARY-Country Cl. Water Main Repl.	2	82	\$	769,000	\$	74,006,801
PH	UTAH	UT24674-1401	U&O Inner Loop Sewer Replacement	4	83	\$	144,000	\$	74,150,801
PH	ARIZONA	AZ05073-0403	Bylas WST 3 Replacement	3	84	\$	682,000	\$	74,832,801
PH	NEVADA	NV12627-0201	Duckwater Lagoon Liner	2	85	\$	306,000	\$	75,138,801
PH	ARIZONA	AZ09976-0701	Kykotsmovi Pumphouse Replacement	2	86	\$	419,000	\$	75,557,801
PH	ARIZONA	AZ13262-0104	Yavapai-Apache Clarkdale Water Improvements	2	87	\$	167,000	\$	75,724,801
PH	CALIFORNIA	CA13999-3001	Quechan Lift Station Repairs	2	88	\$	281,000	\$	76,005,801
PH	ARIZONA	AZ04064-0901	Church Well Rehab	4	89	\$	155,845	\$	76,161,646

**Indian Health Service
2016 Annual Report of Sanitation Deficiency Levels**

PH	ARIZONA	AZ04048-0501	Dripping Springs Water Outage Mitigation	2	90	\$	433,000	\$	76,594,646
PH	UTAH	UT23031-1411	Skull Valley 2nd Water Source	2	91	\$	78,000	\$	76,672,646
PH	ARIZONA	AZ08155-0904 *	Kaibab Village Watermain Replacement	1	92	\$	255,000	\$	76,927,646
PH	ARIZONA	AZ15999-1902	CRIT WTP Controls & Backup Power	2	93	\$	141,600	\$	77,069,246
PH	UTAH	UT23031-1401	Skull Valley Generator	2	94	\$	41,000	\$	77,110,246
PH	ARIZONA	AZ05073-0404	Bylas-PH 2 AC Water Main Replacem	3	95	\$	615,000	\$	77,725,246
PH	ARIZONA	AZ08153-0301	HUALAPAI - Wastewater Treatment Facility Expansion	2	96	\$	976,000	\$	78,701,246
PH	ARIZONA	AZ09981-0102	Sipaulovi Pump House	2	97	\$	165,000	\$	78,866,246
PH	ARIZONA	AZ03033-0203	SUPAI - Distribution Upgrades	2	98	\$	712,000	\$	79,578,246
PH	CALIFORNIA	CA02304-0501	Washoe Tribe - Abandon 9 wells	2	99	\$	48,861	\$	79,627,107
PH	ARIZONA	AZ08039-1009	Ft Mohave Effluent Disposal System	2	100	\$	101,220	\$	79,728,327
PH	ARIZONA	AZ09961-0301	Bacavi Water System Imp	2	101	\$	473,000	\$	80,201,327
PH	ARIZONA	AZ03126-0301	UVM Water Distribution Replacement	2	102	\$	374,000	\$	80,575,327
PH	ARIZONA	AZ11230-0101	GRIC D3/D2 Waterline Intertie	2	103	\$	2,550,000	\$	83,125,327
PH	ARIZONA	AZ08153-0401	HUALAPAI - Clinic Tank Painting	2	104	\$	98,000	\$	83,223,327
PH	NEVADA	NV01526-0601	FALLON - Water Meters	2	105	\$	627,261	\$	83,850,588
PH	ARIZONA	AZ08039-1502 *	Ft Mojave Storage Tank Cleaning	1	106	\$	5,740	\$	83,856,328
PH	NEVADA	NV07999-0201	FT MCDERMITT WATERMAIN REPLACEMENT	2	107	\$	1,141,000	\$	84,997,328
PH	ARIZONA	AZ03126-0102	Lower Moencopi Spring System Upgrades	2	108	\$	230,000	\$	85,227,328
PH	ARIZONA	AZ09990-3301	WHITERIVER - Canyon Day Sewer Upgd	2	109	\$	164,000	\$	85,391,328
PH	CALIFORNIA	CA13999-2401	Quechan LS Emergency Generators	2	110	\$	165,000	\$	85,556,328
PH	CALIFORNIA	CA13999-1001 *	Quechan Water System Well Destructions	1	111	\$	14,000	\$	85,570,328
PH	ARIZONA	AZ08039-1601	Ft. Mohave - Water Meter Automated Reading	2	112	\$	56,265	\$	85,626,593
PH	ARIZONA	AZ09990-6101	WHITERIVER - Well Abandonment @ ORCHARD, EWR AND EF	2	113	\$	160,000	\$	85,786,593
PH	CALIFORNIA	CA14367-0401	BISHOP SEWER MAIN EXTENSION	2	114	\$	62,000	\$	85,848,593
PH	UTAH	UT24704-0001	BIA Tank Distribution Line	2	115	\$	257,000	\$	86,105,593
PH	ARIZONA	AZ09971-0103	Keams Canyon Water Tank Painting And Repairs	2	116	\$	293,000	\$	86,398,593
PH	ARIZONA	AZ09999-1001 *	Hopi Bacavi and Hotevila WST Rehab	1	117	\$	446,000	\$	86,844,593
PH	ARIZONA	AZ15999-1901	CRIT Backwash Lagoon Lining	2	118	\$	99,000	\$	86,943,593
PH	ARIZONA	AZ08155-0201 *	Kaibab and Juniper Estates Loop	1	119	\$	146,000	\$	87,089,593
PH	ARIZONA	AZ04044-0501	CEDAR CREEK- CL2 Booster Station	2	120	\$	154,000	\$	87,243,593
PH	ARIZONA	AZ11214-0801	GRIC District 5 New Well	2	121	\$	1,824,000	\$	89,067,593
PH	ARIZONA	AZ08039-1401	DELETE--FtMojave-CA Village Sewer Main Replacement	2	122	\$	93,000	\$	89,160,593
PH	CALIFORNIA	CA26417-0301	Benton Individual Water Meters	2	123	\$	176,000	\$	89,336,593
PH	ARIZONA	AZ09983-0803 *	Shung Hwy 264 Water & Sewer	5	124	\$	4,761,000	\$	94,097,593
PH	ARIZONA	AZ04062-0701	Upper Bush Tank	2	125	\$	541,000	\$	94,638,593
PH	ARIZONA	AZ15999-1501	CRIT WTP Rehabilitation	2	126	\$	287,000	\$	94,925,593
PH	ARIZONA	AZ04064-0501	Rez-wide Tank Rehab.	2	127	\$	707,000	\$	95,632,593
PH	ARIZONA	AZ09964-1501	CIBECUE-Pumphouse Replacement	2	128	\$	322,283	\$	95,954,876
PH	ARIZONA	AZ09990-5301	WHITERIVER - Tank Rehabs Phase II	2	129	\$	356,000	\$	96,310,876
PH	ARIZONA	AZ09990-3101	WHITERIVER - Green Tank Rehab**	2	130	\$	250,000	\$	96,560,876
PH	ARIZONA	AZ08039-1201	Ft. Mojave CA Vill Sewer Serv Rplc	2	131	\$	151,500	\$	96,712,376
PH	ARIZONA	AZ09980-0203	Polacca O&M Upgrades	2	132	\$	26,000	\$	96,738,376
PH	NEVADA	NV12632-0101 *	Yomba Water System Improvements	3	133	\$	1,085,000	\$	97,823,376
PH	NEVADA	NV10612-0701	Yerington Colony AC Water and Sewer Main Replacement	2	134	\$	2,600,000	\$	100,423,376
PH	ARIZONA	AZ04963-0401	CARRIZO - Community Well	2	135	\$	232,000	\$	100,655,376
PH	ARIZONA	AZ04048-0701	Trailer Mounted Emergency Generators and Fence Repair	2	136	\$	108,490	\$	100,763,866

**Indian Health Service
2016 Annual Report of Sanitation Deficiency Levels**

PH	ARIZONA	AZ04047-0301	Skill Center Well #2	2	137	\$	331,712	\$	101,095,578
PH	ARIZONA	AZ11229-0101	GRIC District 3 Crowfoot Lift Station Rehab	2	138	\$	483,000	\$	101,578,578
PH	ARIZONA	AZ15999-2501	CRIT Aqueduct - Study	2	139	\$	150,000	\$	101,728,578
PH	ARIZONA	AZ04065-0301	7-Mile Water Storage Tank Rehab	2	140	\$	306,000	\$	102,034,578
PH	UTAH	UT24674-1501	U&O Whiterocks 4-inch Sewer Main Upgrade	2	141	\$	67,000	\$	102,101,578
PH	ARIZONA	AZ09990-5601	WHITERIVER-Canyon Day WM Rep	2	142	\$	229,000	\$	102,330,578
PH	ARIZONA	AZ09976-0401 *	Kykotsmovi Northside Homes	2	143	\$	538,999	\$	102,869,577
PH	ARIZONA	AZ09990-2601 *	WHITERIVER - Tank Rehabs Phase I	1	144	\$	497,000	\$	103,366,577
PH	ARIZONA	AZ04047-0101	Skill Ctr. Lagoon Improvement	2	145	\$	378,148	\$	103,744,725
PH	ARIZONA	AZ09990-1401	WHITERIVER - Turkey Creek Sewer Ext	2	146	\$	514,000	\$	104,258,725
PH	ARIZONA	AZ15999-1401	CRIT 1st/2nd Avenue Sewer Extension	2	147	\$	569,000	\$	104,827,725
PH	ARIZONA	AZ09990-3401	WHITERIVER - Canyon Day Water Upgd	2	148	\$	206,000	\$	105,033,725
PH	ARIZONA	AZ04067-0201	Upper Peridot Water Transmission Main	2	149	\$	412,788	\$	105,446,513
PH	ARIZONA	AZ11213-0601	GRIC D1 Bamboo Road Sewer	3	150	\$	258,000	\$	105,704,513
PH	ARIZONA	AZ03033-0502 *	SUPAI - Solid Waste Cable Network Construction	3	151	\$	11,900,400	\$	117,604,913
PH	ARIZONA	AZ09971-0102	Keams Canyon HAMP Connection*	2	152	\$	925,000	\$	118,529,913
PH	ARIZONA	AZ15285-3501	CRIT --treatment, distribution & storage	2	153	\$	566,000	\$	119,095,913
PH	ARIZONA	AZ04048-1001 *	RWL to Dripping Springs	2	154	\$	755,784	\$	119,851,697
PH	ARIZONA	AZ04044-0303 *	CEDAR CREEK - Additional Water System Replacement	3	155	\$	677,000	\$	120,528,697
PH	ARIZONA	AZ11214-0101	GRIC District 5 Casa Blanca Lagoon Relocation	2	156	\$	1,085,000	\$	121,613,697
PH	ARIZONA	AZ08039-1701	Mesquite Creek Well Restart	2	157	\$	21,000	\$	121,634,697
PH	ARIZONA	AZ15999-0401 *	CRIT Riverbend Sewer System	3	158	\$	322,000	\$	121,956,697
PH	ARIZONA	AZ09970-0301	Hotevilla East Sewer	3	159	\$	303,000	\$	122,259,697
PH	ARIZONA	AZ01999-1001 *	APACHE CO. - Amos Ranch Water	1	160	\$	52,000	\$	122,311,697
PH	ARIZONA	AZ07117-0501	FYMN - Yavapai Rd Sewer	2	161	\$	478,000	\$	122,789,697
PH	NEVADA	NV04560-0401 *	Chinatown Road Waterline Extension	2	162	\$	6,342,000	\$	129,131,697
PH	ARIZONA	AZ04054-0503 *	Tonto Apache New 8-inch Water Distribution Main	2	163	\$	1,066,000	\$	130,197,697
PH	ARIZONA	AZ04048-0502	Dripping Springs Phase II Dedicated Fill to WST	2	164	\$	377,000	\$	130,574,697
PH	ARIZONA	AZ11214-1301 *	GRIC D5 Casa Blanca Water Sys Impr Ph 1	2	165	\$	10,440,000	\$	141,014,697
PH	ARIZONA	AZ07117-0701 *	FYMN - AC Water Line Replacement	2	166	\$	1,227,000	\$	142,241,697
PH	UTAH	UT24999-0108	U&O Ouray Water Storage	2	167	\$	106,000	\$	142,347,697
PH	UTAH	UT24674-1503 *	Sunshine Acres Lagoon	2	168	\$	527,000	\$	142,874,697
PH	UTAH	UT24999-0201 *	U&O Randlett Sewer Lagoon	2	169	\$	875,152	\$	143,749,849
PH	UTAH	UT24999-2101 *	U&O S Gusher Water Main Upgrade	2	170	\$	155,000	\$	143,904,849

**Indian Health Service
2016 Annual Report of Sanitation Deficiency Levels**

IHS Area: Portland (PO)

Area	State	Project No.	Project Name	Project DL	Area Priority	Project Cost	Cumulative Project Cost
PO	WASHINGTON	WA29684-1601	SWINOMISH - Village Lift Station Pump Replacement	3	1	\$ 152,700	\$ 152,700
PO	IDAHO	ID06041-1101	FT HALL Sanitation Facilities to Existing Home	5	2	\$ 112,000	\$ 264,700
PO	WASHINGTON	WA05344-1301	MAKAH - TSOO-YESS WELLS	3	3	\$ 425,730	\$ 690,430
PO	WASHINGTON	WA31736-3401	TULALIP - Quilceda Meadows LOSS Replacement	4	4	\$ 281,000	\$ 971,430
PO	WASHINGTON	WA23563-0602	SKOKOMISH Pump House Improvements	3	5	\$ 39,500	\$ 1,010,930
PO	WASHINGTON	WA37225-2101	UPPER SKAGIT - Rapid Infiltration Basin Stormwater Diversion	3	6	\$ 170,174	\$ 1,181,104
PO	WASHINGTON	WA16431-0801	HOH - WATER DISTRIBUTION SYSTEM IMPROVEMENTS	3	7	\$ 80,000	\$ 1,261,104
PO	WASHINGTON	WA39858-1503	YAKAMA - South White Swan Booster Pump	3	8	\$ 103,000	\$ 1,364,104
PO	WASHINGTON	WA29223-0401	SAUK - Backup Community Well	2	9	\$ 43,400	\$ 1,407,504
PO	OREGON	OR16265-0902	WS - Sunnyside Wastewater Improvement	3	10	\$ 869,000	\$ 2,276,504
PO	WASHINGTON	WA20904-1701	YAKAMA-Georgeville Wastewater System Improvements	4	11	\$ 246,429	\$ 2,522,933
PO	OREGON	OR06189-0101	Coquille - Posen Site Water/WW Improvements	5	12	\$ 50,000	\$ 2,572,933
PO	OREGON	OR06189-0201	Coquille - Young Site Drainfield Replacement	4	13	\$ 30,000	\$ 2,602,933
PO	IDAHO	ID05021-0601	C D'A - DeSmet Water Wells Control System	2	14	\$ 34,286	\$ 2,637,219
PO	WASHINGTON	WA39858-1301	YAKAMA-White Swan Metering Project	2	15	\$ 218,400	\$ 2,855,619
PO	WASHINGTON	WA33770-1101	SPOKANE - Wellpinit WW Treatment and Disposal	4	16	\$ 1,308,621	\$ 4,164,240
PO	WASHINGTON	WA05344-0905	MAKAH - 200-LINE SEWER TRUNK MAIN	2	17	\$ 1,515,000	\$ 5,679,240
PO	WASHINGTON	WA39858-1502	YAKAMA - White Swan Lagoon Renovation	3	18	\$ 931,653	\$ 6,610,893
PO	IDAHO	ID05021-0701	C D'A - DeSmet Sewer Inflow and Infiltration	3	19	\$ 128,571	\$ 6,739,464
PO	OREGON	OR16265-1201	WS - Dry Creek Water Treatment Plant Replacement	4	20	\$ 14,382,000	\$ 21,121,464
PO	IDAHO	ID06041-1001	FT HALL Wastewater Lagoon Improvements	2	21	\$ 109,000	\$ 21,230,464
PO	OREGON	OR30289-1301	CTUIR-Mission Rd Water Main Ext	4	22	\$ 87,000	\$ 21,317,464
PO	WASHINGTON	WA37225-1601	UPPER SKAGIT - Standpipe Outlet Improvements	2	23	\$ 91,700	\$ 21,409,164
PO	WASHINGTON	WA17526-0201	SNOQUALMIE - Existing Home Septic Replacement	4	24	\$ 18,175	\$ 21,427,339
PO	WASHINGTON	WA05344-0105	MAKAH - PERMANENT WATER SOURCE	3	25	\$ 12,763,775	\$ 34,191,114
PO	WASHINGTON	WA24599-0601	COLVILLE - NESPELEM TOWN WATER II	2	26	\$ 98,399	\$ 34,289,513
PO	OREGON	OR21302-0701	Siletz - Lift Station Replacement	2	27	\$ 108,000	\$ 34,397,513
PO	WASHINGTON	WA16433-0505 *	QUINAULT - QUEETS SEWER TREAT, PH II	3	28	\$ 2,377,950	\$ 36,775,463
PO	WASHINGTON	WA37801-3301	LUMMI - LS 5 Replacement	2	29	\$ 227,977	\$ 37,003,440
PO	WASHINGTON	WA33999-1601	SPOKANE - Reservation Wide Water System Contr	2	30	\$ 1,177,952	\$ 38,181,392
PO	WASHINGTON	WA05999-0201	JAMESTOWN - JAMESTOWN BEACH CWS	2	31	\$ 143,000	\$ 38,324,392
PO	WASHINGTON	WA33770-1001	SPOKANE - Wellpinit Hydrant Project	2	32	\$ 132,311	\$ 38,456,703
PO	WASHINGTON	WA34783-0701	NISQUALLY- Residential Sewer Connections	2	33	\$ 286,000	\$ 38,742,703
PO	WASHINGTON	WA05344-0201	MAKAH - WATERMAIN REPLACEMENT	2	34	\$ 2,709,986	\$ 41,452,689
PO	IDAHO	ID06040-0117 *	FT HALL West Ballard Ext. Wtr Main	2	35	\$ 301,268	\$ 41,753,957
PO	WASHINGTON	WA17451-2801 *	MUCKLESHOOT-180th St. Pipe Extension	2	36	\$ 402,200	\$ 42,156,157
PO	IDAHO	ID06040-1601 *	FT HALL Hawthorne North WM Ext.	1	37	\$ 104,961	\$ 42,261,118

**Indian Health Service
2016 Annual Report of Sanitation Deficiency Levels**

IHS Area: Tucson (TU)

Area	State	Project No.	Project Name	Project DL	Area Priority	Project Cost	Cumulative Project Cost
TU	ARIZONA	AZ10065-0801	SAN XAVIER WEST URANIUM	4	1	\$ 1,408,000	\$ 1,408,000
TU	ARIZONA	AZ10067-1302	SELLS SEWER MAIN/LAGOON UPGRADE-PH2	3	2	\$ 1,943,714	\$ 3,351,714
TU	ARIZONA	AZ10067-1701	SELLS OPEN DUMP CLOSURES-SELLS #7, #8, #9	3	3	\$ 34,000	\$ 3,385,714
TU	ARIZONA	AZ10009-0201	LITTLE TUCSON/ARTESIA TRUNK REPLACEMENT	3	4	\$ 582,000	\$ 3,967,714
TU	ARIZONA	AZ10024-0401	DIRTBURN/KUPK ARSENIC & URANIUM TREATMENT	4	5	\$ 61,000	\$ 4,028,714
TU	ARIZONA	AZ10008-0501 *	MENEGER'S DAM NORTH WATER EXTENSION	4	6	\$ 183,000	\$ 4,211,714
TU	ARIZONA	AZ10072-0001 *	ST. JAMES RANCH WATER & SEWER	5	7	\$ 776,000	\$ 4,987,714
TU	ARIZONA	AZ10999-3401	MODULAR BATHROOM SITES-WATER & SEWER (GROUP 2)	5	8	\$ 1,511,000	\$ 6,498,714
TU	ARIZONA	AZ10999-0601	TANK REPAIR/SEALING/CLEANING	2	9	\$ 759,000	\$ 7,257,714
TU	ARIZONA	AZ10999-1101	WELL HEAD ASSEMBLIES	2	10	\$ 390,000	\$ 7,647,714
TU	ARIZONA	AZ10067-0801	SELLS WATERMAIN LOOP DOWNTOWN	2	11	\$ 103,000	\$ 7,750,714
TU	ARIZONA	AZ10044-0001	TORO'S RANCH WATER & SEWER	5	12	\$ 308,000	\$ 8,058,714
TU	ARIZONA	AZ10021-0002 *	FRESNAL CANYON WATER & SEWER	5	13	\$ 646,000	\$ 8,704,714
TU	ARIZONA	AZ10067-1601	SELLS TOPAWA ROAD WATER SYSTEM IMPROVEMENTS	3	14	\$ 688,000	\$ 9,392,714
TU	ARIZONA	AZ11085-0102	CHUICHU - WATER STORAGE TANK	2	15	\$ 714,000	\$ 10,106,714
TU	ARIZONA	AZ10076-0401	TOPAWA WATER MAIN UPGRADES	2	16	\$ 832,000	\$ 10,938,714
TU	ARIZONA	AZ10019-0201	FRESNAL VILLAGE WELL SITE UPGRADES	2	17	\$ 226,000	\$ 11,164,714
TU	ARIZONA	AZ10014-0201	PISINEMO - WATER UPGRADE	2	18	\$ 506,000	\$ 11,670,714
TU	ARIZONA	AZ11085-0401	CHUICHU WATER AC REPLACEMENT	2	19	\$ 997,000	\$ 12,667,714
TU	ARIZONA	AZ10009-0401	LITTLE TUCSON MAIN REPLACEMENTS	3	20	\$ 651,000	\$ 13,318,714
TU	ARIZONA	AZ10067-0401	SELLS 2-INCH GALVANIZED WATERMAIN REPLACEMENT	3	21	\$ 83,000	\$ 13,401,714
TU	ARIZONA	AZ10030-0401	COWLIC WELL CONSTRUCTION	2	22	\$ 426,000	\$ 13,827,714
TU	ARIZONA	AZ10067-1201	SELLS HOSPITAL TANK REPLACEMENT	2	23	\$ 769,000	\$ 14,596,714
TU	ARIZONA	AZ10999-2701	EMERGENCY GENERATORS	2	24	\$ 541,000	\$ 15,137,714
TU	ARIZONA	AZ10067-1001	SELLS-BIG FIELDS RD: REDUCE HIGH PRESSURE	2	25	\$ 73,000	\$ 15,210,714
TU	ARIZONA	AZ10067-1401	SELLS MANHOLE REHAB	2	26	\$ 529,000	\$ 15,739,714
TU	ARIZONA	AZ07001-0301	KAKA WATERMAIN UPGRADE	2	27	\$ 170,000	\$ 15,909,714
TU	ARIZONA	AZ10061-0401 *	SAN MIGUEL-MIGUEL COMMUNITY SEWER	2	28	\$ 3,041,000	\$ 18,950,714
TU	ARIZONA	AZ10999-3201	SIL NAKYA & UCW LIFT STATION RENOVATIONS	2	29	\$ 407,000	\$ 19,357,714
TU	ARIZONA	AZ10052-0301 *	TECOLOTE WATER IMPROVEMENTS	4	30	\$ 61,000	\$ 19,418,714
TU	ARIZONA	AZ10026-0201	COLD FIELDS WATER MAIN UPGRADES	2	31	\$ 368,000	\$ 19,786,714
TU	ARIZONA	AZ11086-0301	COCKLEBURR WATERMAIN UPGRADE	2	32	\$ 230,000	\$ 20,016,714
TU	ARIZONA	AZ11088-0002 *	JACKRABBIT WATER REPLACEMENT	3	33	\$ 351,000	\$ 20,367,714
TU	ARIZONA	AZ10055-0201	PIA OIK WATER UPGRADES	2	34	\$ 137,000	\$ 20,504,714
TU	ARIZONA	AZ10063-0201	SAN SIMON TANK REHAB	2	35	\$ 542,000	\$ 21,046,714
TU	ARIZONA	AZ10052-0901 *	OAKUM KUK ARSENIC REGIONALIZATION	4	36	\$ 299,000	\$ 21,345,714
TU	ARIZONA	AZ10007-0401 *	AK CHIN WATER UPGRADES	2	37	\$ 212,000	\$ 21,557,714
TU	ARIZONA	AZ07137-0401	SAN LUCY LAGOON/SEWER SYSTEM RENOVATIONS	2	38	\$ 1,309,000	\$ 22,866,714
TU	ARIZONA	AZ10015-0201 *	BIG FIELDS WATER MAIN UPGRADE	2	39	\$ 191,000	\$ 23,057,714
TU	ARIZONA	AZ10022-0201 *	CHOU LIC WATER	2	40	\$ 543,000	\$ 23,600,714
TU	ARIZONA	AZ10024-0102 *	DIRTBURN/KUPK WATERLINE REPLACEMENT	2	41	\$ 765,000	\$ 24,365,714
TU	ARIZONA	AZ10024-0201 *	DIRTBURN/KUPK WATER: 2ND WELL	2	42	\$ 389,000	\$ 24,754,714

**Indian Health Service
2016 Annual Report of Sanitation Deficiency Levels**

TU	ARIZONA	AZ10035-0303 *	SCHUCHULIGK 2ND WELL CONSTRUCTION	2	43	\$	560,000	\$	25,314,714
TU	ARIZONA	AZ11088-0201 *	JACKRABBIT 2ND WELL	2	44	\$	390,000	\$	25,704,714
TU	ARIZONA	AZ11088-0301 *	JACKRABBIT WATER TANK	2	45	\$	399,000	\$	26,103,714
TU	ARIZONA	AZ10045-0102 *	KUAKATCH 2ND WELL	2	46	\$	390,000	\$	26,493,714
TU	ARIZONA	AZ10046-0201 *	RINCON WATER MAIN UPGRADES	2	47	\$	97,000	\$	26,590,714
TU	ARIZONA	AZ10049-0501 *	NEW FIELDS WATERMAIN UPGRADES	2	48	\$	775,000	\$	27,365,714
TU	ARIZONA	AZ10053-0201 *	PAN TAK 2ND WELL CONSTRUCTION	2	49	\$	390,000	\$	27,755,714
TU	ARIZONA	AZ10008-0401 *	MENEGERS DAM - COMMUNITY SEWER	2	50	\$	2,480,000	\$	30,235,714
TU	ARIZONA	AZ10065-0901 *	SAN XAVIER WEST SEWER UPGRADES (TRUST LAND)	2	51	\$	316,000	\$	30,551,714
TU	ARIZONA	AZ10018-0301 *	CHARCO 27 WELL CONNECTION & NITRATE TREATMENT	2	52	\$	1,090,000	\$	31,641,714
TU	ARIZONA	AZ10999-0401 *	COMMUNITY COMPOSITE AS-BUILTS	1	53	\$	2,103,000	\$	33,744,714
TU	ARIZONA	AZ11086-0201 *	COCKLEBURR WATER REGIONALIZATION	2	54	\$	2,612,000	\$	36,356,714
TU	ARIZONA	AZ11085-0201 *	CHUICHU-COMMUNITY SEWER SYSTEM	2	55	\$	2,981,000	\$	39,337,714