



**PHARMACY DATA MANAGEMENT (PDM)
TECHNICAL MANUAL/
SECURITY GUIDE**

Version 1.0

September 1997

**Department of Veterans Affairs
Veterans Health Administration
Office of Chief Information Officer**

Preface

This document describes the technical aspects of the Pharmacy Data Management (PDM) package. It is intended for the Information Resources Management (IRM) Chief/Site Manager, the Automated Data Processing (ADP)/IRM staff, and the ADP Coordinator. The main emphasis of this document is the set-up of all the necessary functions that are needed to install Outpatient Pharmacy V. 7.0 and Inpatient Medications V. 5.0, in conjunction with Computerized Patient Record System (CPRS) V. 1.0. Additionally this package will contain the pharmacy functions needed for maintenance of all pharmacy packages.

Table of Contents

Non-CMOP and Remote CMOP Sites

Introduction.....	1
Implementation and Maintenance for Non-CMOP and Remote CMOP Sites	3
File List	5
Work Flowchart for Creating and Matching Orderable Items	9
Steps In Creating The Pharmacy Orderable Item File.	11
Routines.....	13
File Descriptions	15
Exported Options	17
Data Archiving and Purging	25
External Relationships	25
Internal Relationships	25
Package Wide Variables	25
Package Requirements	27
Additional Information	27

CMOP Host Sites

File List	29
Routines.....	31
File Descriptions	33
Exported Options	35
Data Archiving and Purging	37
External Relationships	37
Internal Relationships	37
Package-Wide Variables	37
Package Requirements	39

Security Guide 41

Security Management	43
Pharmacy Data Management	43
File Security	45
Keys	47

Glossary 49

Table of Contents

Introduction

The Pharmacy Data Management package has been created to assist the VA Medical Centers to manage all the various functions necessary to effectively use all **VISTA** Pharmacy packages. This initial release has resulted from the need to create the new PHARMACY ORDERABLE ITEM file (#50.7), which will be used by both Inpatient Medications V. 5.0 and Outpatient Pharmacy V. 7.0, in conjunction with the release of Computerized Patient Record System (CPRS) V. 1.0. The options being exported with this package will provide to the Medical Centers tools to prepare for the release of these packages. Additionally this package will contain the pharmacy functions needed for maintenance of all pharmacy packages.

Implementation and Maintenance for Non-CMOP and Remote CMOP Sites

The PHARMACY ORDERABLE ITEM file (#50.7) must be built prior to the installation of Outpatient Pharmacy V. 7.0 and Inpatient Medications V. 5.0. The PHARMACY ORDERABLE ITEM file (#50.7) will be similar to the PRIMARY DRUG file (#50.3), currently used by Inpatient Medications V. 4.5. The main difference will be that each entry in the PHARMACY ORDERABLE ITEM file (#50.7) will have an associated Dose Form, that will always print next to the name. The PHARMACY ORDERABLE ITEM file (#50.7) will be duplicated in the Orderable Item file that will reside in CPRS V. 1.0. Any update to the PHARMACY ORDERABLE ITEM file (#50.7) will automatically update the corresponding entry in the ORDERABLE ITEM file (#101.43). The Pharmacy Orderable Item name and Dose Form can be printed on Outpatient reports, profiles, etc., and Inpatient reports, MAR labels etc., in place of the Primary Drug Name. Further explanations will be provided in the release of Inpatient Medications V. 5.0, and Outpatient Pharmacy V. 7.0. The existing PRIMARY DRUG file (#50.3), will be deleted as part of a future release.

The PHARMACY ORDERABLE ITEM file (#50.7) will include the following fields.

- | | |
|--|--|
| .01 NAME | This is the name of the Pharmacy Orderable Item. It is a Free Text field that can be up to 40 characters in length. |
| .02 DOSAGE FORM | This is a pointer to the DOSAGE FORM file (#50.606). This is a required field, and will always print next to the Pharmacy Orderable Item name. |
| .03 IV FLAG | This field will be set to 1 to indicate that the Pharmacy Orderable Item entry is pointed to by either the IV ADDITIVES file (#52.6), or the IV SOLUTIONS file (#52.7). If this field is not set to 1, it indicates that the entry is pointed to from the DRUG file (#50). |
| .04 INACTIVE DATE | This will contain the date the entry had been made inactive. |
| .05 DAY (nD) or DOSE (nL) LIMIT | This is a Free Text field used to calculate a DEFAULT value for the "STOP DATE" prompt of the order. |

.06 MED ROUTE This is a pointer to the MEDICATION ROUTES file (#51.2). If a MED ROUTE is entered here, it will be used as the DEFAULT value during order entry when this drug is selected.

.07 SCHEDULE TYPE This field is a set of codes, and will be used as a DEFAULT value when selecting this drug in order entry.

.08 SCHEDULE This is a Free Text field, and will be used as a DEFAULT value during order entry when this drug is selected.

.09 SUPPLY This is a set of codes with 1 (one) indicating that the Orderable Item is a supply.

2 SYNONYM (multiple) This multiple will contain all the associated synonyms for the Orderable Item.

.01 - SYNONYM A Free Text synonym name up to 30 characters long.

3 CORRESPONDING UD ITEM

If CHANGE TYPE OF ORDER FROM OERR field (#20.412) in the PHARMACY SYSTEM file (#59.7) parameter in Inpatient Mediations package is set, this field will be asked to user. This field will indicate corresponding Orderable Items to choose from and which package (UD or IV) to finish the order.

4 CORRESPONDING IV ITEM

If CHANGE TYPE OF ORDER FROM OERR field (#20.412) in the PHARMACY SYSTEM file (#59.7) parameter in Inpatient Mediations package is set, this field will be asked to user. This field will indicate corresponding Orderable Items to choose from and which package (UD or IV) to finish the order.

File List

There are other Pharmacy files being exported with PDM that have previously been exported with the Inpatient Medications/Outpatient Pharmacy packages.

File#	NAME	UPDATE DD	DATA COMES WITH FILE	USER OVERRIDE
50	DRUG	FULL	NO	
50.4	DRUG ELECTROLYTES	FULL	NO	
50.606	DOSAGE FORM	FULL	YES (MERGE)	NO
50.7	PHARMACY ORDERABLE ITEM	FULL	NO	
51	MEDICATION INSTRUCTION	FULL	NO	
51.1	ADMINISTRATION SCHEDULE	FULL	YES (MERGE)	YES
51.2	MEDICATION ROUTES	FULL	YES (MERGE)	YES
51.5	ORDER UNIT	FULL	NO	
52.6	IV ADDITIVES	FULL	NO	
52.7	IV SOLUTIONS	FULL	NO	
54	RX CONSULT	FULL (SCREEN)	NO	
55	PHARMACY PATIENT (Partial DD)	PARTIAL	NO	
59.7	PHARMACY SYSTEM	FULL	NO	
200	NEW PERSON (Partial DD)	PARTIAL	NO	
9009032.3	APSP INTERVENTION TYPE	FULL	YES (OVERWRITE)	NO
9009032.4	APSP INTERVENTION	FULL	NO	
9009032.5	APSP INTERVENTION RECOMMENDATION	FULL	YES (OVERWRITE)	NO

The options needed to build and maintain the PHARMACY ORDERABLE ITEM file (#50.7) will be under the *Pharmacy Data Management* menu, and will appear as follows.

Pharmacy Data Management [PSS MGR]

Primary/VA Generic Orderable Item Report
[PSS PRIMARY/VA GENERIC REPORT]

VA Generic Orderable Item Report
[PSS VA GENERIC DRUG REPORT]

Create Pharmacy Orderable Items
[PSS CREATE ORDERABLE ITEMS]

Manually Match Dispense Drugs
[PSS PRE-RELEASE MANUAL MATCH]

Orderable Item Matching Status
[PSS ORDERABLE ITEM STATUS]

CMOP Mark/Unmark (Single drug)
[PSSXX MARK]
**>Locked with PSXCMOPMGR

Drug Enter/Edit
[PSS DRUG ENTER/EDIT]

Drug Interaction Management...
[PSS DRG INTER MANAGEMENT]

Enter/Edit Local Drug Interaction
[PSS INTERACTION LOCAL ADD]

Edit Drug Interaction Severity
[PSS INTERACTION SEVERITY]

Electrolyte File (IV)
[PSSJI ELECTROLYTE FILE]

Lookup into Dispense Drug File
[PSS LOOK]

Med. Route/Instructions Table Maintenance
[PSS MED. ROUTE/INSTRUCTIONS]

Medication Instruction File Add/Edit
[PSSJU MI]

Orderable Item Management...
[PSS ORDERABLE ITEM MANAGEMENT]

Edit Orderable Items
[PSS EDIT ORDERABLE ITEMS]

Dispense Drug/Orderable Item Maintenance
[PSS MAINTAIN ORDERABLE ITEMS]

Additive/Solutions, Orderable Items
[PSS ADDITIVE/SOLUTIONS]

Orderable Item Report
[PSS ORDERABLE ITEM REPORT]


Primary Drug Edit
[PSS PRIMARY DRUG EDIT]

Pharmacy System Parameters Edit
[PSS SYS EDIT]


Standard Schedule Edit
[PSS SCHEDULE EDIT]

Work Flowchart for Creating and Matching Orderable Items

1. Use this option to review your drugs from the DRUG file (#50) and their matches to National Drug file (#50.6).

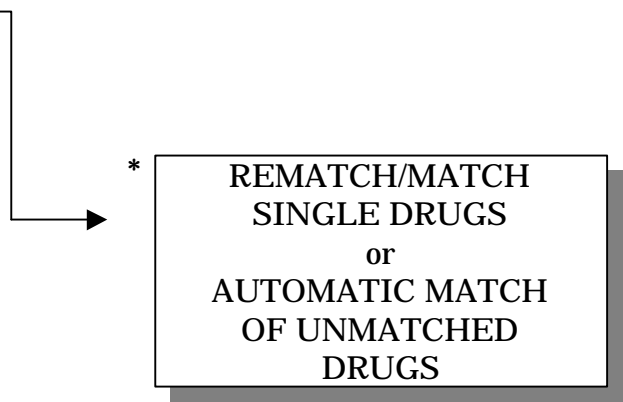


2. Use this option to review your drugs from the DRUG file (#50) that are **not** presently matched to National Drug File (NDF).



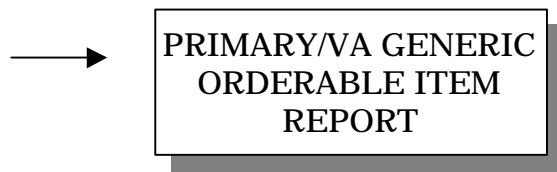
3. Review steps number 1 and 2.

4. Use these two options to match as many entries from DRUG file (#50) to NDF.

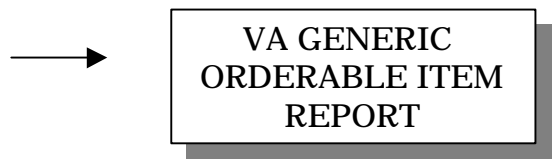


5. Spot check PRIMARY DRUG file (#50.3). Check names to see if dose form, strength, or units are contained in the names.

6. Use this option to review. (optional) **WARNING:** This report is very long.



7. Use this option to review. (optional) **WARNING:** This report is very long.



*** Options are located in the NDF package.**

8. When you have determined which method to create orderable items, use this option to automatically create your PHARMACY ORDERABLE ITEM file (#50.7).



CREATE PHARMACY
ORDERABLE ITEMS

9. Use this option to match the remainder of your entries in DRUG file (#50) to Orderable Items. This option will loop until all that can be matched are matched.



MANUALLY MATCH
DISPENSE DRUGS

10. Use this option to monitor your matching progress in the previous step.



ORDERABLE ITEM
MATCHING STATUS

11. At the completion of step 9, use this report to review all of your Orderable Item matches.



ORDERABLE ITEM
REPORT

12. Use this option to edit/correct any remaining Orderable Items that show up on the Orderable Item Report from step 11.



EDIT ORDERABLE
ITEMS

13. Use these two options to “fine tune” your DRUG file (#50), IV ADDITIVES file (#52.6), and the IV SOLUTION file (#52.7) matches to PHARMACY ORDERABLE ITEM file (#50.7).



DISPENSE DRUG/ORDERABLE
ITEM MAINTENANCE
or
ADDITIVE/SOLUTIONS,
ORDERABLE ITEMS

Steps in Creating the Pharmacy Orderable Item File.

STEP 1

The first two options in the *Pharmacy Data Management* menu, (*Primary/VA Generic Orderable Item Report* and *VA Generic Orderable Item Report*), should be run first. These reports will reflect what your PHARMACY ORDERABLE ITEM file (#50.7) will look like, based on which of the two methods you choose to run when creating your PHARMACY ORDERABLE ITEM file (#50.7)

The *Primary/VA Generic Orderable Item Report* option will use your existing PRIMARY DRUG file (#50.3), as a basis of creating the new file.

The *VA Generic Orderable Item Report* option will use the VA Generic name from the NATIONAL DRUG file (#50.6), as a basis for creating the new file.

NOTE** There may be some instances of a drug not being matched when the report said it would be matched, but these instances should be limited to a very few.

Various factors come into play with these two methods. You may choose to create your PHARMACY ORDERABLE ITEM file (#50.7) by VA Generic Name if your PRIMARY DRUG file (#50.3) is a duplication of your DRUG file (#50). In either method, the more entries in the DRUG file (#50) that are matched to the NATIONAL DRUG file (#50.6), the more Orderable Items we can automatically create for you. If you choose to create by Primary/VA Generic Name, once the Primary Name portion of the option is finished, the software will also create as many entries as it can based on the VA Generic name. One advantage of creating the PHARMACY ORDERABLE ITEM file (#50.7) by Primary name is that all entries created via the PRIMARY DRUG file (#50.3) will have certain fields automatically populated, by being carried over from the PRIMARY DRUG file (#50.3) to the PHARMACY ORDERABLE ITEM file (#50.7). These fields are DAY (nD) or DOSE (nD), MED ROUTE, SCHEDULE TYPE, SCHEDULE, and the SYNONYM multiple.

For either method, IV Additives and IV Solutions will also have entries created for them in the PHARMACY ORDERABLE ITEM file (#50.7). Three files will point to the PHARMACY ORDERABLE ITEM file (#50.7), they are the DRUG file (#50), the IV ADDITIVES file (#52.6), and the IV SOLUTIONS file (#52.7).

STEP 2

The third option in the *Pharmacy Data Management* menu, *Create Pharmacy Orderable Items*, is the option that actually creates the entries in the PHARMACY ORDERABLE ITEM file (#50.7), and creates the pointers in the files mentioned in step 1. Based on the reports generated in step 1, you can create your file by using either of the two methods.

STEP 3

The *Manually Match Dispense Drugs* option should be run next. This option will step through all the remaining entries in the IV ADDITIVES file (#52.6), the IV SOLUTIONS file (#52.7), and the DRUG file (#50), and ask you to match any unmatched drugs to an entry in the PHARMACY ORDERABLE ITEM file (#50.7). Of the drug entries, you will be required to match all Additives and Solutions with valid pointers to the DRUG file (#50), and all entries in the DRUG file (#50) that are marked with an I, O, or U in the APPLICATION PACKAGES' USE field (#63), and be active or have an active date of a year or less. Each time this option is run, upon exit of the option, a check will be done to see if there are any drugs that are still not matched, that should be matched according to the rules mentioned above. If there are, a message will be given stating this, and reminding the user that someone will have to return to this option and continue matching drugs until they are all matched. If upon exit, all the necessary drugs are matched, a message will be given, and a job will be queued to do a final check on the file for any invalid data. Upon completion of that queued job, a mail message will be sent to the user who completed the matching process stating that everything has been completed.

Note: The other options in the *Pharmacy Data Management* menu provide methods of maintaining the PHARMACY ORDERABLE ITEM file (#50.7), and the pointer relationships of the other files. Please see the Exported Options section of this manual for further information.

Routines

A. Routine Descriptions

The following routines are used by the Pharmacy Data Management package.

ROUTINE:

PSSADDIT	PSSAUTL	PSSCHENV	PSSCHPRE	PSSCHPST	PSSCLDRG	PSSCREAT	PSSDDUT
PSSDDUT2	PSSDDUT3	PSSDEE	PSSDEE1	PSSDEE2	PSSDELOI	PSSDENT	PSSENV
PSSENVN	PSSFIL	PSSFILED	PSSGENM	PSSGIU	PSSGMI	PSSGS0	PSSGSH
PSSHELP	PSSHL1	PSSHLSCH	PSSHLU	PSSJEEU	PSSJORDF	PSSJSPU	PSSJSPU0
PSSJSV	PSSJSV0	PSSJXR	PSSJXR1	PSSJXR10	PSSJXR11	PSSJXR12	PSSJXR13
PSSJXR14	PSSJXR15	PSSJXR16	PSSJXR17	PSSJXR18	PSSJXR19	PSSJXR2	PSSJXR20
PSSJXR21	PSSJXR22	PSSJXR3	PSSJXR4	PSSJXR5	PSSJXR6	PSSJXR7	PSSJXR8
PSSJXR9	PSSLAB	PSSLOOK	PSSMARK	PSSMATCH	PSSNTEG	PSSOICT	PSSOICT1
PSSPOI	PSSPOIC	PSSPOIDT	PSSPOIKA	PSSPOIM	PSSPOIM1	PSSPOIM2	PSSPOIM3
PSSPOIMN	PSSPOIMO	PSSPOST	PSSPRE	PSSPRETR	PSSQOC	PSSREF	PSSSOLI1
PSSSOLIT	PSSSPD	PSSSUTIL	PSSSYN	PSSVIDRG	PSSVX6	PSSVX61	PSSVX62
PSSVX63	PSSVX64	PSSVX65	PSSVX66	PSSYSP			

B. Callable Routines

There are two routines in this version of the Pharmacy Data Management package that are callable by other applications.

PSSJEEU
PSSGIU

C. Routine Mapping

There are eight routines that may be used extensively while using the options provided with this package in setting up the PHARMACY ORDERABLE ITEM file (#50.7). They are as follows.

PSSPOIM1
PSSPOIM2
PSSPOIM3
PSSPOIDT
PSSADDIT
PSSSOLI1
PSSSOLIT
PSSHL1

File Descriptions

File descriptions can be viewed by using the VA FileMan option *Print File Entries*. If you have files that are out of sync you will need to enter each of them individually at the "Start with Number" prompt.

Select OPTION: PRINT FILE ENTRIES

OUTPUT FROM WHAT FILE: PHARMACY ORDERABLE ITEM// FILE
1 FILE (490 entries)
2 FILEGRAM ERROR LOG (0 entries)
3 FILEGRAM HISTORY (0 entries)

CHOOSE 1-3: 1

SORT BY: NAME// .001 NUMBER

START WITH NUMBER: FIRST// 50.7

GO TO NUMBER: LAST// 50.7

WITHIN NUMBER, SORT BY:

FIRST PRINT ATTRIBUTE: 1 GLOBAL NAME

THEN PRINT ATTRIBUTE: .01 NAME

THEN PRINT ATTRIBUTE: DESCRIPTION (word-processing)

THEN PRINT ATTRIBUTE: <RET>

Heading (S/C): FILE LIST// <RET>

START AT PAGE: 1// <RET>

DEVICE: <RET>

FILE LIST JUL 10,1996 13:18 PAGE 1
GLOBAL NAME NAME
DESCRIPTION

NUMBER: 50.7

^PS(50.7, PHARMACY ORDERABLE ITEM

Order Entry name for items that can be ordered in the Pharmacy package.

File Descriptions

Exported Options

A. Stand-alone Options

All of the Pharmacy Data Management options are designed to stand-alone and can be accessed without first accessing the top level menu.

B. Menus

The *Pharmacy Data Management* menu that is exported with this release of the Pharmacy Data Management package is as follows.

Pharmacy Data Management Menu:

**Primary/VA Generic Orderable Item Report*

**VA Generic Orderable Item Report*

**Create Pharmacy Orderable Items*

**Manually Match Dispense Drugs*

**Orderable Item Matching Status*

CMOP Mark/Unmark (Single drug)

Locked with PSXCMOPMGR

Drug Enter/Edit

IMPORTANT: Once Pharmacy Data Management is installed, the *Outpatient Drug Enter/Edit* and the *Inpatient Medications Dispense Drug Fields* options will be disabled and the *PDM Drug Enter/Edit* option should be used.

Drug Interaction Management...

Enter/Edit Local Drug Interaction

Edit Drug Interaction Severity

Electrolyte File (IV)

Lookup into Dispense Drug File

Med. Route/Instructions Table Maintenance

Medication Instruction File Add/Edit

Orderable Item Management...

Edit Orderable Items

Dispense Drug/Orderable Item Maintenance

Additive/Solutions, Orderable Items

Orderable Item Report

**Primary Drug Edit*

Pharmacy System Parameters Edit

Standard Schedule Edit

Some of the above non-asterisk options are used in Creating A Sig Using Information From CPRS Order Entry (see page 11 of this manual). It is useful in understanding the creation of a possible sig in the Outpatient Pharmacy portion of CPRS when it is implemented.

** These items are for pre-release only and will be deleted with the installation Outpatient Pharmacy V. 7.0 and Inpatient Medications V. 5.0.*

C. Option Descriptions

Following are the descriptions for the options.

PSS MGR Pharmacy Data Management

This menu contains the options necessary to build and maintain the PHARMACY ORDERABLE ITEM file (#50.7), and to also build and maintain the Med. Route/Instructions table.

Type: menu

- Item:PSS PRIMARY/VA GENERIC REPORT
- Item:PSS VA GENERIC DRUG REPORT
- Item:PSS CREATE ORDERABLE ITEMS
- Item:PSS PRE-RELEASE MANUAL MATCH
- Item:PSS ORDERABLE ITEM STATUS
- Item:PSSXX MARK
- Item:PSS DRUG ENTER/EDIT
- Item:PSS DRG INTER MANAGMENT
- Item:PSS INTERACTION LOCAL ADD
- Item:PSS INTERACTION SEVERITY
- Item:PSSJI ELECTROLYTE FILE
- Item:PSS LOOK
- Item:PSS MED. ROUTE/INSTRUCTIONS
- Item:PSSJU MI
- Item:PSS ORDERABLE ITEM MANAGEMENT
- Item:PSS EDIT ORDERABLE ITEMS
- Item:PSS MAINTAIN ORDERABLE ITEMS
- Item:PSS ADDITIVE/SOLUTIONS
- Item:PSS ORDERABLE ITEM REPORT
- Item:PSS PRIMARY DRUG EDIT
- Item:PSS SYS EDIT
- Item:PSS SCHEDULE EDIT

PSS PRIMARY/VA GENERIC REPORT Primary/VA Generic Orderable Item Report

This option provides a report of potential Pharmacy Orderable Items based on creating your PHARMACY ORDERABLE ITEM file (#50.7) by Primary Drug name, then VA Generic Name. This report can be run to show drugs that can be auto-created, or be run to show drugs that can't be auto-created.

Type: run routine Routine: PRI^PSSMATCH

PSS VA GENERIC DRUG REPORT VA Generic Orderable Item Report

This option provides a report of potential Pharmacy Orderable Items based on creating your PHARMACY ORDERABLE ITEM file (#50.7) by VA Generic name only. This report can be run to show drugs that can be auto-created, or run to show drugs that can't be auto-created.

Type:run routine Routine: VA^PSSMATCH


PSS CREATE ORDERABLE ITEMS Create Pharmacy Orderable Items

This option is used to populate the PHARMACY ORDERABLE ITEM file (#50.7). It will also match entries in the IV ADDITIVES file (#52.6), the IV SOLUTIONS file (#52.7), and the DRUG file (#50) to the new PHARMACY ORDERABLE ITEM file (#50.7). This option can only be run one time. It will queue a background job that builds a large TMP global that will be used to create the new file. Do not run this option until you are sure of the method that you want to create the file by. See the Implementation and Maintenance section of this manual, (Steps In Creating Orderable Item File), for more information.

Type: run routine Routine: PSSCREAT

PSS PRE-RELEASE MANUAL MATCH Manually Match Dispense Drugs

This option is used to manually match IV Additives, IV Solutions, and Dispense Drugs to Pharmacy Orderable Items.

 This option must be invoked after the *PSS CREATE ORDERABLE ITEMS* option has been run to completion. This option will force the matching of all Additives and Solutions with Dispense Drug pointers, and all Dispense Drugs marked with an I, O, or U in the APPLICATION PACKAGES' USE field (#63). Every time this option is exited, a check will be done for any unmatched drugs, and

Exported Options

an appropriate message will be given to the user. When all drugs are matched that should be matched, a job will be queued that checks for any invalid data. At the completion of this job, a mail message will be sent to the user who completed the matching process. At this time, the pre-release work is finished, and installation of Outpatient Pharmacy V. 7.0 and Inpatient Medications V. 5.0 will be allowed.

Type: run routine Routine: PSSPOIM2

PSS ORDERABLE ITEM STATUS Orderable Item Matching Status

This option allows the user to check the status of the manual matching of Orderable Items.

Type: run routine PSSOICT

PSSXX MARK CMOP Mark/Unmark (Single Drug)

This option allows the user to mark/unmark a single drug for transmission to the CMOP.

Type: run routine PSSMARK

PSS DRUG ENTER/EDIT Drug Enter/Edit

This option allows the user to edit fields for ALL pharmacy packages if they possess the proper package key. It also will allow the user to match to NDF and Orderable Item.

Type:run routine ROUTINE: PSSDEE

PSS DRG INTER MANAGEMENT Drug Interaction Management

This is the sub-menu driver for drug interaction maintenance.

Type:menu

PSS INTERACTION LOCAL ADD Enter/Edit Local Drug Interaction

This option allows pharmacy sites to add local drug ingredient interactions to the DRUG/DRUG INTERACTION file or edit only local drug interactions already in the file. The national entries in the DRUG/DRUG INTERACTION file cannot be edited.

This information displays on a screen or prints on a label whenever a pharmacist fills a prescription.

Type:action ENTRY ACTION: D ADD^PSSHELP

 PSS INTERACTION SEVERITY Edit Drug Interaction Severity

With this option the pharmacy manager can change the drug interaction severity in the DRUG/DRUG INTERACTION file from significant to critical *only*. Severity cannot be changed from critical to significant.

Type:action ENTRY ACTION: D CRI^PSSHELP

PSSJI ELECTROLYTE FILE Electrolyte File (IV)

This option will allow you to alter the contents of the DRUG ELECTROLYTES file (#50.4). This is the file that is pointed to by the ELECTROLYTE field in both the IV ADDITIVES (#52.6) and IV SOLUTIONS (#52.7) files.

Type:run routine Routine: ELECTRO^PSSIVDRG

PSS LOOK Lookup into Dispense Drug File

This option provides a report of all information regarding the dispense drug.

Type:run routine ROUTINE: PSSLOOK

PSS MED. ROUTE/INSTRUCTIONS Med. Route/Instructions Table
 Maintenance

This option is used to maintain the table of medication routes that will be displayed as defaults in OE/RR, based on dosage form.

Type: run routine ROUTINE: ENMR^PSSFILED

PSSJU MI Medication Instruction File Add/Edit

The UNIT DOSE package contains a field called SPECIAL INSTRUCTIONS. This field utilizes the abbreviations and expansions of the MEDICATION INSTRUCTION file when printing on various reports. This option allow the user to enter and edit abbreviations and expansions in the MEDICATION INSTRUCTION file and to "flag" those entries for use by the INPATIENT packages only, OUTPATIENT package only, or by both.

Type:run routine ROUTINE: ENMI^PSSFILED

PSS ORDERABLE ITEM MANAGEMENT Orderable Item Management

This is the sub-menu driver for Orderable Item maintenance.

Type: menu

PSS EDIT ORDERABLE ITEMS Edit Orderable Items

This option is used to edit entries in the PHARMACY ORDERABLE ITEM file (#50.7). All fields except the DOSAGE FORM and IV FLAG fields can be edited.

Type: run routine Routine: PSSPOIMO

PSS MAINTAIN ORDERABLE ITEMS Dispense Drug/Orderable Item
Maintenance

This option is for maintaining the relationship between Dispense Drugs and Orderable Items.

This option is used to maintain the relationship between Dispense Drugs and entries in the PHARMACY ORDERABLE ITEM file (#50.7). The Dispense Drug will be prompted for, and then the user can match it to a Pharmacy Orderable Item, or re-match it to a different Pharmacy Orderable Item, depending on whether the Dispense Drug chosen has already been matched. This option is different from the PSS PRE-RELEASE MANUAL MATCH option, where this prompts for Dispense Drug, and this option will remain on the Pharmacy Data Management menu for maintenance purposes. The PSS PRE-RELEASE MANUAL MATCH option is only for the initial set-up of the PHARMACY ORDERABLE ITEM file (#50.7), and should be completed prior to the installations of Inpatient Medications V. 5.0 and Outpatient Pharmacy V. 7.0.

Type: run routine Routine: PSSPOIMN

PSS ADDITIVE/SOLUTIONS Additive/Solutions, Orderable Items

This option is for maintaining the links between entries in the IV ADDITIVES file (#52.6) and the PHARMACY ORDERABLE ITEM file (#50.7), and also between the IV SOLUTIONS file (#52.7) and the PHARMACY ORDERABLE ITEM file (#50.7). Once an Additive or Solution is chosen, the user can then match to an Orderable Item, or re-match to different Orderable Item, depending on whether the Additive or Solution chosen has already been matched.

Type: run routine Routine: PSSADDIT

PSS ORDERABLE ITEM REPORT Orderable Item Report

This option prints a report that is broken up into three parts. The first part shows all Pharmacy Orderable Items that are linked to IV Additives. The second part shows all Pharmacy Orderable Items linked to IV Solutions. The third part shows all Pharmacy Orderable Items linked to Dispense Drugs.

Type: run routine Routine: PSSPOIKA

PSS PRIMARY DRUG EDIT Primary Drug Edit

Allows the user to create and edit entries in the Primary Drug file.

Type: run routine Routine: ENPDE^PSSFIL

PSS SYS EDIT Pharmacy System Parameters Edit

This will be the edit IV Identifier field that will be displayed with IV Orderable Items. The IV Identifier will be set to "IV" when the package is initially installed.

The Change Type of Order From OERR field is a site parameter that will allow the pharmacist to change the type of order from what is received from OERR. If this field is set to yes, it will be possible to change the order type on orders where the Orderable Item has data in the CORRESPONDING IV ITEM field for unit dose orders or data in the CORRESPONDING UD ITEM for IV orders.

Type:run routine Routine: PSSYSP

PSS SCHEDULE EDIT Standard Schedule Edit

This option allows the user to edit the set of times associated with the standard dosage administration schedules. This may be used to define the outpatient expansion to be used when the schedule is entered for an outpatient medication order.

Type:run routine Routine: ENPSJSE^PSSJEEU

D. Exported Options Previously Released with Inpatient Medications.

In the list below, the Inpatient Medications options are listed first and in bold, the Pharmacy Data Management options which will replace the Inpatient Medications options are listed next. The PDM options are designed to be stand-alone and may be given to the individual users as needed.

PSJ PRIMARY DRUG EDIT

PSS PRIMARY DRUG EDIT Primary Drug Edit

PSJI DRUG

PSSJI DRUG ADditives File

PSJI EDIT DRUG COST

PSSJI EDIT DRUG COST EDit Drug Cost (IV)

PSJI SOLN

PSSJI SOLN PRimary Solution File (IV)

PSJU DCC

PSSJU DCC Edit Cost Data

PSJU DRG

PSSJU DRG Dispense Drug Fields

PSJU DRUG/ATC SET UP

PSSJU DRUG/ATC SET UP Dispense Drug/ATC Set Up

PSJU MARK UD ITEMS

PSSJU MARK UD ITEMS MARK/Unmark Dispense Drugs For Unit Dose

Data Archiving and Purging

There are **NO** archiving and purging functions necessary with this release of the Pharmacy Data Management package.

External Relationships

DBIA Agreements

DBIA integration agreements can be viewed by first choosing the *DBA...* menu option on FORUM and then the *Integration Agreements Menu*.

Internal Relationships

Most options can function independently.

The few that cannot are:

- Primary/VA Generic Orderable Item Report*
- VA Generic Orderable Item Report*
- Create Pharmacy Orderable Items*
- Manually Match Dispense Drugs*
- Orderable Item Matching Status*

Please refer to the work flowchart on page 8 for the correct order to invoke.

Package-Wide Variables

There are no package-wide variables for this version.

Package Requirements

The PDM module relies on, at least, the following external packages to run effectively:

<u>Package</u>	<u>Minimum version needed</u>
National Drug File	V. 3.15
Outpatient Pharmacy	V. 6.0
Inpatient Medications	V. 4.5
Kernel	V. 8.0 (plus all patches, particularly XU*8*28)
VA FileMan	V. 21.0 (plus all patches)

Additional Information

A. SAC Exemptions

There are no SAC exemptions for this package.

Package Requirements and Additional Information

CMOP Host Sites File List

The only Pharmacy file being exported with PDM for the CMOP Host sites is:

50 DRUG

Pharmacy Data Management [PSS MGR]

Pharmacy Drug Enter/Edit
[PSS DRUG ENTER/EDIT]

Lookup into Dispense Drug File
[PSS LOOK]

CMOP Mark/Unmark (Single drug)
[PSSXX MARK]
**>Locked with PSXCMOPMGR

Routines

A. Routine Descriptions

The following routines are used by the Pharmacy Data Management package.

ROUTINE:

PSSADDIT	PSSAUTL	PSSCHENV	PSSCHPRE	PSSCHPST	PSSCLDRG	PSSCREAT	PSSDDUT
PSSDDUT2	PSSDDUT3	PSSDEE	PSSDEE1	PSSDEE2	PSSDELOI	PSSDENT	PSSENV
PSSENVN	PSSFIL	PSSFILED	PSSGENM	PSSGIU	PSSGMI	PSSGS0	PSSGSH
PSSHELP	PSSHL1	PSSHLSCH	PSSHLU	PSSJEEU	PSSJORDF	PSSJSPU	PSSJSPU0
PSSJSV	PSSJSV0	PSSJXR	PSSJXR1	PSSJXR10	PSSJXR11	PSSJXR12	PSSJXR13
PSSJXR14	PSSJXR15	PSSJXR16	PSSJXR17	PSSJXR18	PSSJXR19	PSSJXR2	PSSJXR20
PSSJXR21	PSSJXR22	PSSJXR3	PSSJXR4	PSSJXR5	PSSJXR6	PSSJXR7	PSSJXR8
PSSJXR9	PSSLAB	PSSLOOK	PSSMARK	PSSMATCH	PSSNTEG	PSSOICT	PSSOICT1
PSSPOI	PSSPOIC	PSSPOIDT	PSSPOIKA	PSSPOIM	PSSPOIM1	PSSPOIM2	PSSPOIM3
PSSPOIMN	PSSPOIMO	PSSPOST	PSSPRE	PSSPRETR	PSSQOC	PSSREF	PSSSOLI1
PSSSOLIT	PSSSPD	PSSSUTIL	PSSSYN	PSSVIDRG	PSSVX6	PSSVX61	PSSVX62
PSSVX63	PSSVX64	PSSVX65	PSSVX66	PSSYSP			

B. Callable Routines

There are two routines in this version of the Pharmacy Data Management package that are callable by other applications.

PSSJEEU
PSSGIU

C. Routine Mapping

There are no routines that require mapping.

File Descriptions

File descriptions can be viewed by using the VA FileMan option *Print File Entries*. If you have files that are out of sync you will need to enter each of them individually at the "Start with Number" prompt.

Select OPTION: PRINT FILE ENTRIES

OUTPUT FROM WHAT FILE: FILE// <RET>

SORT BY: NAME// .001 NUMBER

START WITH NUMBER: FIRST// 50

GO TO NUMBER: LAST// 50

WITHIN NUMBER, SORT BY:

FIRST PRINT ATTRIBUTE: 1 GLOBAL NAME

THEN PRINT ATTRIBUTE: .01 NAME

THEN PRINT ATTRIBUTE: DESCRIPTION (word-processing)

THEN PRINT ATTRIBUTE: <RET>

Heading (S/C): FILE LIST// <RET>

START AT PAGE: 1// <RET>

DEVICE: *[Select Print Device]*

```
FILE LIST                               SEP 24,1997  13:25   PAGE 1
GLOBAL NAME      NAME
DESCRIPTION
-----
```

NUMBER: 50

^PSDRUG(DRUG

This file holds the information related to each drug that can be used to fill a prescription. It is pointed to from several other files and should be handled carefully, usually only by special individuals in the pharmacy service. Entries are not typically deleted, but rather made inactive by entering an inactive date.

This file must be built by Pharmacy Service BEFORE going on-line. It is common to use another centers file and edit it to match your center's unique formulary.

File Description

Exported Options

A. Stand-alone Options


All of the Pharmacy Data Management options are designed to stand-alone and can be accessed without first accessing the top level menu.

B. Menus

The *Pharmacy Data Management* menu that is exported with this release of the Pharmacy Data Management package is as follows.

Pharmacy Data Management:

Drug Enter/Edit

 **IMPORTANT:** Once Pharmacy Data Management is installed, the *Outpatient Drug Enter/Edit* and the Inpatient Medications *Dispense Drug Fields* options will be disabled and the *PDM Drug Enter/Edit* option should be used.

Lookup into Dispense Drug File

CMOP Mark/UnMark Single Drug

Locked with PSXCMOPMGR

C. Option Descriptions

Following are the descriptions for the options.

PSS MGR Pharmacy Data Management

This menu contains the options necessary to build and maintain the PHARMACY ORDERABLE ITEM file (#50.7), and to also build and maintain the Med. Route/Instructions table.

Type: menu

PSSXX MARK CMOP Mark/Unmark (Single Drug)

This option allows the user to mark/unmark a single drug for transmission to the CMOP.

Type: run routine PSSMARK

PSS DRUG ENTER/EDIT Drug Enter/Edit

This option allows the user to edit fields for ALL pharmacy packages if they possess the proper package key. It also will allow the user to match to NDF and Orderable Item.

Type:run routine ROUTINE: PSSDEE

PSS LOOK Lookup into Dispense Drug File

This option provides a report of all information regarding the dispense drug.

Type:run routine ROUTINE: PSSLOOK

Data Archiving and Purging

There are **NO** archiving and purging functions necessary with this release of the Pharmacy Data Management package.

External Relationships

DBIA Agreements

DBIA integration agreements can be viewed by first choosing the *DBA...* menu option on FORUM and then the *Integration Agreements Menu*.

Internal Relationships

All options are intended to function independently.

Package-Wide Variables

There are no package-wide variables for this version.

Package Requirements

The PDM module relies on, at least, the following external packages to run effectively:

<u>Package</u>	<u>Minimum version needed</u>
National Drug File	V. 3.15
Kernel	V. 8.0 (plus all patches, particularly XU*8*28)
VA FileMan	V. 21.0 (plus all patches)

Package Requirements

Security Guide

Security Management

DBIA integration agreements can be viewed by first choosing the *DBA...* menu option on FORUM and then the *Integration Agreements Menu*.

There are no SAC exemptions for this package.

Menus

Pharmacy Data Management

**Primary/VA Generic Orderable Item Report*

**VA Generic Orderable Item Report*

**Create Pharmacy Orderable Items*

**Manually Match Dispense Drugs*

**Orderable Item Matching Status*

CMOP Mark/Unmark (Single drug)

Locked with PSXCMOPMGR

Drug Enter/Edit

IMPORTANT: Once Pharmacy Data Management is installed, the *Outpatient Drug Enter/Edit* and the *Inpatient Medications Dispense Drug Fields* options will be disabled and the *PDM Drug Enter/Edit* option should be used.

Drug Interaction Management...

Enter/Edit Local Drug Interaction

Edit Drug Interaction Severity

Electrolyte File (IV)

Lookup into Dispense Drug File

Med. Route/Instructions Table Maintenance

Medication Instruction File Add/Edit

Orderable Item Management...

Edit Orderable Items

Dispense Drug/Orderable Item Maintenance

Additive/Solutions, Orderable Items

Orderable Item Report

**Primary Drug Edit*

Pharmacy System Parameters Edit

Standard Schedule Edit

** These items are for pre-release only and will be deleted with the installation Outpatient V. 7.0 and Inpatient Medications V. 5.0.*

File Security

Information about all files, including these can be obtained by using the VA FileMan to generate a list of file attributes.

<u>File Numbers</u>	<u>File Names</u>	<u>DD</u>	<u>RD</u>	<u>WR</u>	<u>DEL</u>	<u>LAYGO</u>
50	DRUG	@				
50.4	DRUG ELECTROLYTES	@				
50.606	DOSAGE FORM	@		@	@	@
50.7	PHARMACY ORDERABLE ITEM	@				
51	MEDICATION INSTRUCTION	@				
51.1	ADMINISTRATION SCHEDULE	@				
51.2	MEDICATION ROUTES	@				
51.5	ORDER UNIT					
52.6	IV ADDITIVES	@				
52.7	IV SOLUTIONS	@				
54	RX CONSULT					
55	PHARMACY PATIENT (Partial DD)	@	P			
59.7	PHARMACY SYSTEM	^		^	^	^
200	NEW PERSON (Partial DD)	#	#	#	#	#
9009032.3	APSP INTERVENTION TYPE					
9009032.4	APSP INTERVENTION					
9009032.5	APSP INTERVENTION RECOMMENDATION					

 Please refer to Page 432 of Kernel V. 8.0 Systems Manual concerning installation of security codes sections entitled "Sending Security Codes."

Keys

The following keys are assigned through the individual packages, PDM does not export any of these keys.

<u>Package</u>	<u>Keys</u>
Outpatient Pharmacy	PSORPH
Inpatient Medications	PSJU MGR
Inpatient Medications	PSJI MGR
Automatic Replenishment/Ward Stock	PSGWMGR
Drug Accountability/Inventory Interface	PSAMGR
Controlled Substances	PSDMGR
National Drug File	PSNMGR
Consolidated Mail Outpatient Pharmacy	PSXCMOPMGR

Glossary

CMOP	Consolidated Mail Outpatient Pharmacy
CPRS	Computerized Patient Record System
Dispense Drug	DRUG file (#50)
NDF	National Drug File
OERR	Order Entry Results Reporting
PDM	Pharmacy Data Management
Pharmacy Orderable Item	Items from which providers may order prescriptions. This consists of an up to forty character free text field with a dose form appended.
Primary Drug Name	Used in OERR V. 2.5, replaced by Pharmacy Orderable Item.
VA Generic	Used to create an orderable item from National Drug File when it is forty characters or less.
VA Generic Name	The .01 field of National Drug file (#50.6) which usually consists of the primary active ingredients separated by “/”.
VISTA	Veterans Health Information Systems and Technology Architecture