

Influenza Vaccine Coverage – 2011 – 2012 Influenza season

Summary

For the 2011-2012 influenza season, 33% -35% of the active clinical population 6 months and older served by IHS, Tribal and Urban (I/T/U) facilities received an influenza vaccine, essentially the same as the proportion vaccinated in the previous influenza season. Among healthcare personnel (HCP), coverage was 75.3%, representing a modest increase compared to previous years. More needs to be done to increase both patient and HCP influenza vaccination coverage.

Background

Each year the Indian Health Service (IHS) monitors influenza vaccine coverage among its patients and healthcare personnel (HCP). For patients, data are collected using the IHS Influenza Awareness System as well as the RPMS Influenza vaccine coverage report. Data on HCP are collected from each facility. Methodological details can be found in Appendix A.

Influenza Vaccine Coverage Among Patients

For the 2011-2012 influenza season, approximately one third of the IHS patient population received a flu vaccine. Coverage for the 2011-2012 influenza season was similar to coverage reported for the 2010-2011 season for all age and risk groups except for pregnant women. Coverage among pregnant women increased 7.1 % compared to the 2010-2011 influenza season. A breakdown of coverage as reported in the 2 different systems is included below in Figures 1 and 2. Figure 3 shows coverage by IHS Area, which ranged from 21.9% (CAO) to 60.9% (TUC).

Figure 1: Influenza Vaccine Coverage - IIAS

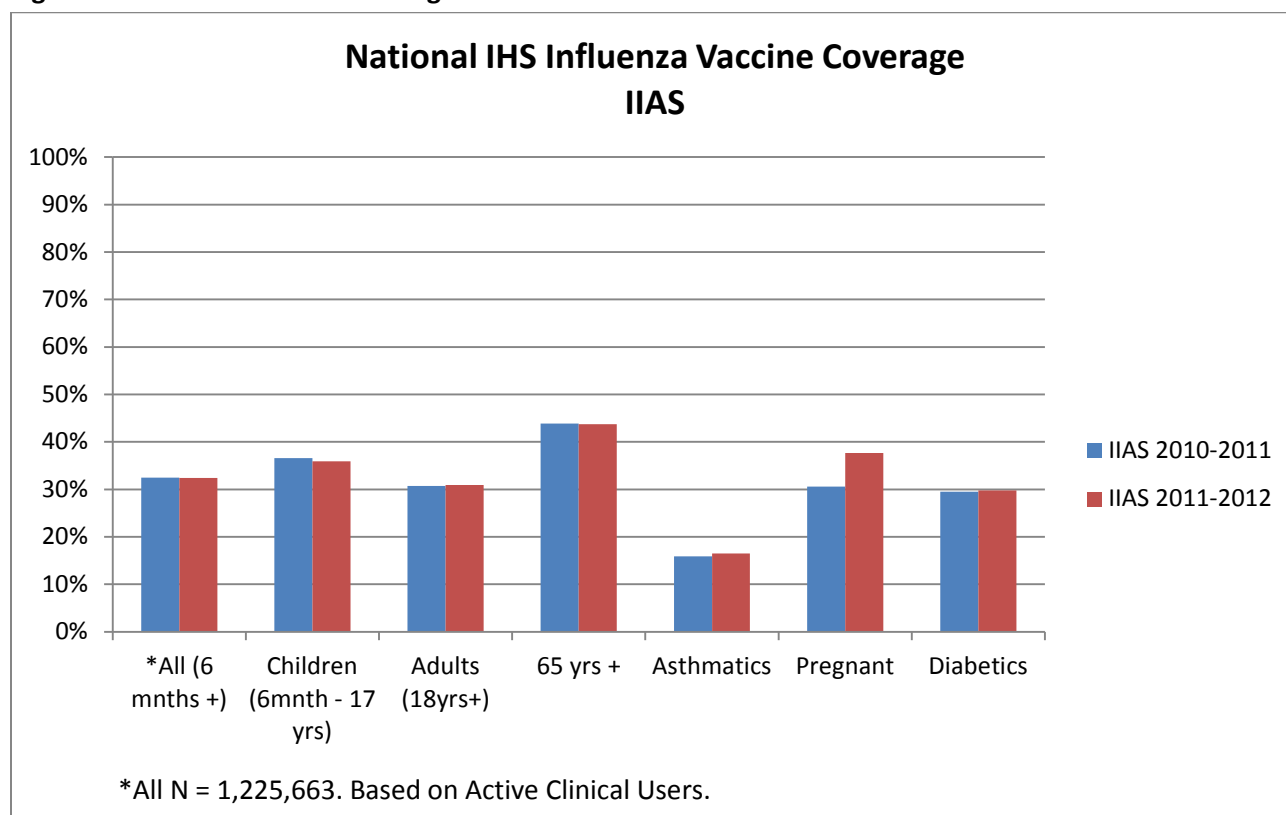


Figure 2: Influenza Vaccine Coverage – RPMS Influenza Vaccine Coverage Report

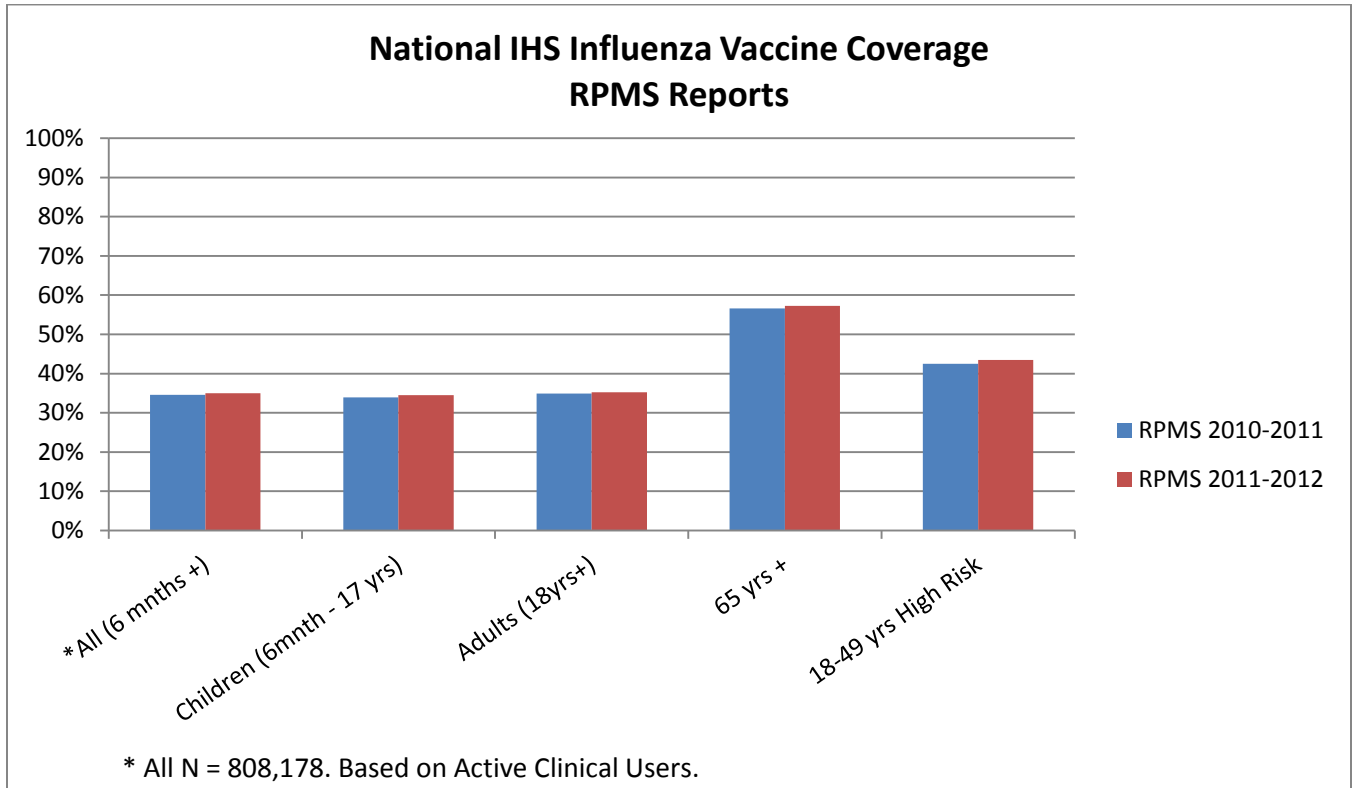
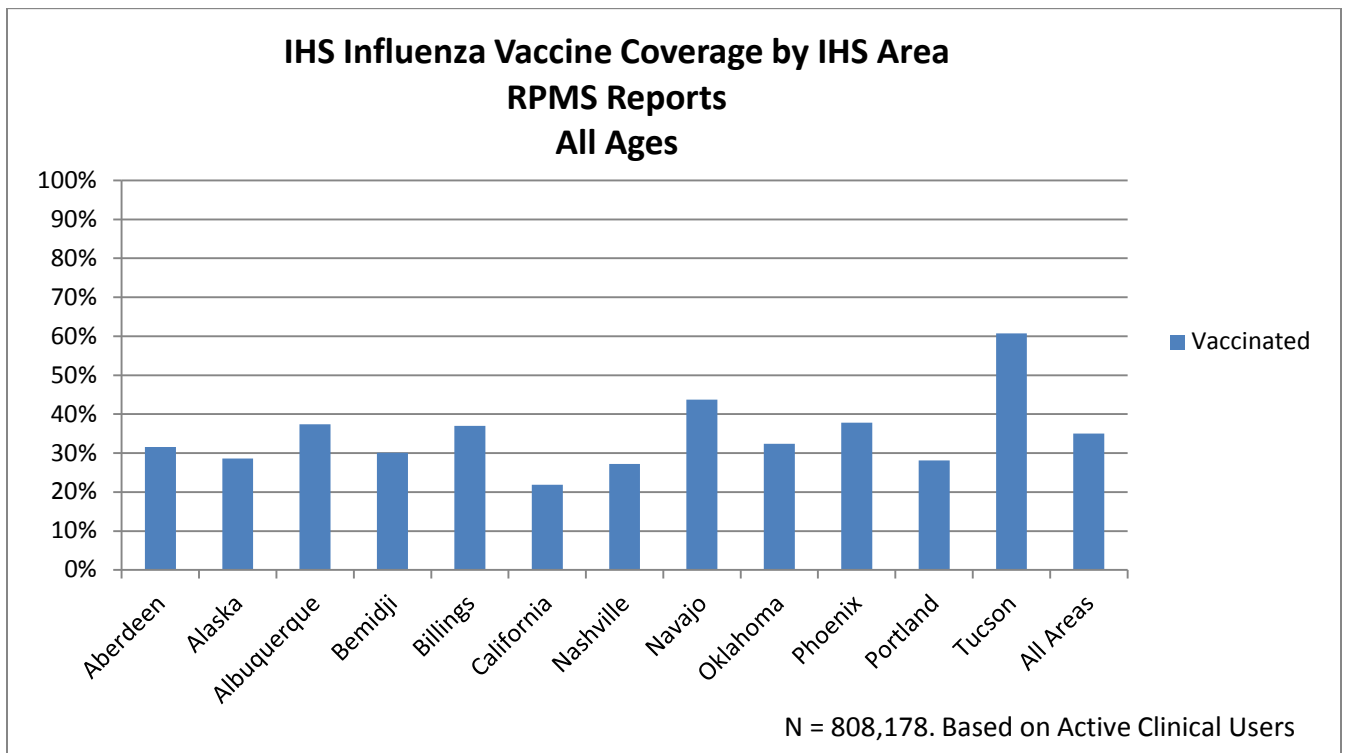


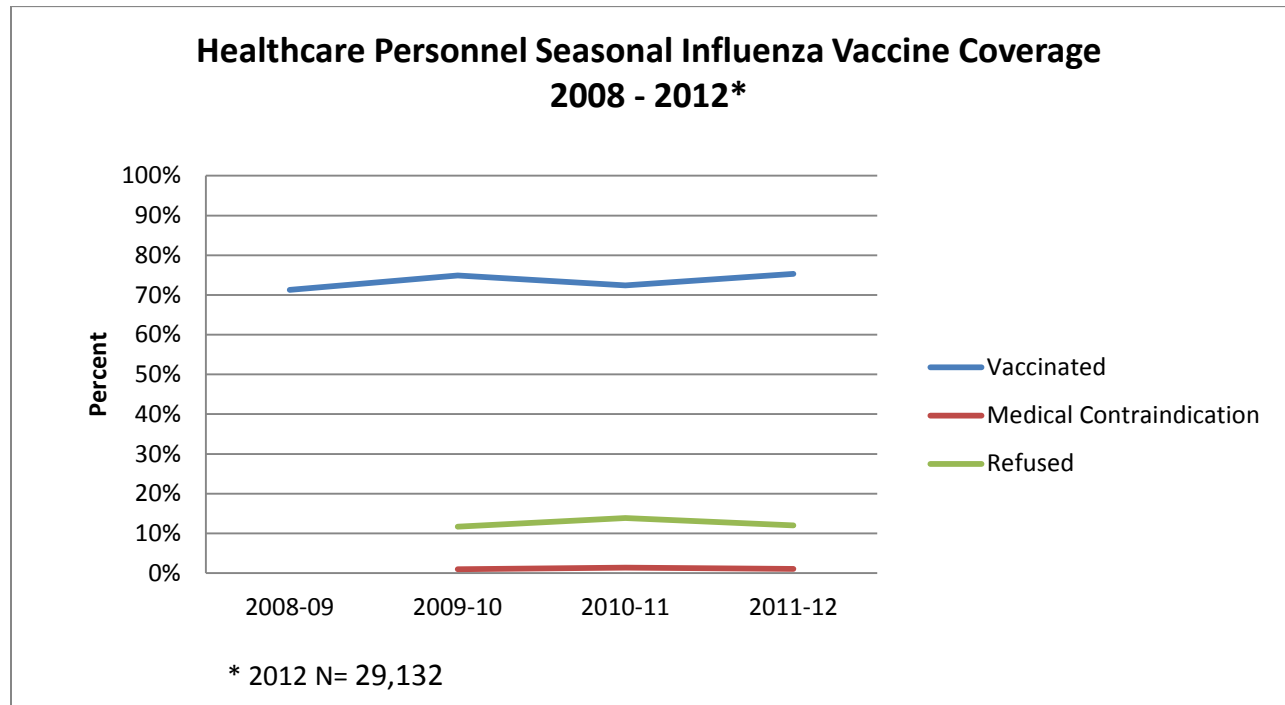
Figure 3: Influenza vaccine coverage by IHS Area – 2011-12 Influenza Season



Healthcare Personnel

For the 2011-2012 influenza season coverage among HCP increased 2.9% compared to the 2010-11 season (72.4% to 75.3%). Medical contraindications and refusals were slightly lower compared to previous years. (Figure 4)

Figure 4: Influenza Vaccine Coverage among Healthcare Personnel



Conclusion

While patient coverage estimates differ depending on the data source used, in both the IIAS and the RPMS influenza vaccine coverage reports, coverage has remained essentially the same compared to the 2010-11 influenza season. For the last 2 seasons only one third of the active patients seen at an I/T/U facility received an influenza vaccine, indicating that more needs to be done to promote and support vaccination efforts in I/T/U settings. While regional variation in coverage levels may be attributed in part to different vaccination strategies employed in different Areas, differences in AI/AN population size and relative proximity to an I/T/U facility likely play a role. In addition, missing data in the RPMS system, particularly in those IHS Areas with large urban populations with other sources of care, likely contributes to an underestimate of true coverage.

Although encouraging that coverage estimates for HCP increased compared to previous years, the increase was modest and coverage appears to be plateauing. Establishing a comprehensive agency-wide policy on employee vaccination may help to lay the foundation for additional action.

Appendix A - METHODS

IHS Influenza Awareness System

For patients, national influenza vaccine coverage is monitored weekly throughout the influenza season using the IHS Influenza Awareness System (IIAS). Data are based on vaccine doses administered and recorded in the RPMS system, and are limited to active clinical patients, defined as patients who have had at least 2 visits in the last 3 years. For the 2011-2012 season the IIAS captured data on 1.2 million active clinical patients from 152 facilities.

RPMS Influenza Vaccine Coverage Report

Reports on patient influenza vaccine coverage generated using the RPMS influenza vaccine coverage report are collected from each facility on Dec. 31st and March 31st and compiled at the national and IHS Area levels. The RPMS influenza vaccine coverage report is based on vaccine doses administered and recorded in the RPMS system, and is limited to active clinical patients, defined as patients who have had at least 2 visits in the last 3 years. RPMS influenza vaccine coverage reports were collected from 175 facilities, representing 808,178 active clinical patients.

Health Care Personnel Influenza Vaccine Coverage Reports

Healthcare Personnel (HCP) are defined as any IHS, Tribal or other employee who works in an IHS, tribal or Urban Indian (I/T/U) healthcare facility, regardless of their contact with patients. Because data for HCP are not usually captured in the RPMS patient database, tracking of influenza vaccine among HCP is done either manually or using other software products sites may have in place. For HCP, influenza doses administered either at the facility or elsewhere were counted as “vaccinated”; information on refusals and medical contraindications was also collected. In 2009, there were approximately 38,000 people employed in the I/T/U system, though not all of them worked in healthcare facilities. For the 2011-2012 influenza season HCP data were collected from 170 facilities on 29,132 HCP.

Limitations

While existing data are helpful in providing an overall picture of influenza vaccine coverage and can be useful for monitoring trends over time, there are limitations. Not all sites participate in reporting, and patient data are not de-duplicated between facilities which can lead to an underestimate of coverage.