



To: Director of IHS Maternal & Child Health Program
IHS Area Chief Medical Officers
IHS Area Immunization Coordinators
Tribal Epidemiology Centers

From: Amy Groom, IHS Immunization Program Manager

Subject: First Quarter FY 2012 Immunization Report (October 1, 2011 – December 31, 2011)

Date: March 5, 2012

The Indian Health Service, Tribal and Urban Indian immunization programs report on the immunization status of American Indian and Alaska Native (AI/AN) children 3-27 months of age, 19 – 35 months of age, and AI/AN adolescents 13 – 17 years of age. They also report on influenza vaccine coverage for all age groups. These reports are submitted to the IHS Division of Epidemiology and Disease Prevention on a quarterly basis.

3-27 Month Old Report

The 3 – 27 month report is designed to help programs ensure timely vaccination and identify children who may be falling behind so they can be brought up to date. The criteria listed below are used to monitor coverage in the following age groups:

Age Group	Vaccines	Age Group	Vaccines
3-4 months	<ul style="list-style-type: none"> • DTAP1 • IPV 1 • Hib 1 • Hepatitis B 1 • PCV1 • (ROTA1)[†] 	16-18 months	<ul style="list-style-type: none"> • DTAP 3 • IPV 2 • MMR 1 • Hib 3 • Hepatitis B 2 • Varicella • PCV4 • (ROTA3)[†]
5-6 Months	<ul style="list-style-type: none"> • DTAP 2 • IPV 2 • Hib 2 • Hepatitis B 2 • PCV2 • (ROTA2)[†] 	19-23 months	<ul style="list-style-type: none"> • DTAP 4 • IPV 3 • MMR 1 • Hib 3 • Hepatitis B 3 • Varicella • PCV4 • (ROTA3)[†]
7-15 months	<ul style="list-style-type: none"> • DTAP 3 • IPV 2 • Hib 2 • Hepatitis B 2 • PCV3 • (ROTA3)[†] 	24-27 months	<ul style="list-style-type: none"> • DTAP 4 • IPV 3 • MMR 1 • Hib 3 • Hepatitis B 3 • Varicella • PCV4 • (ROTA3)[†] • (Hepatitis A1)[†]

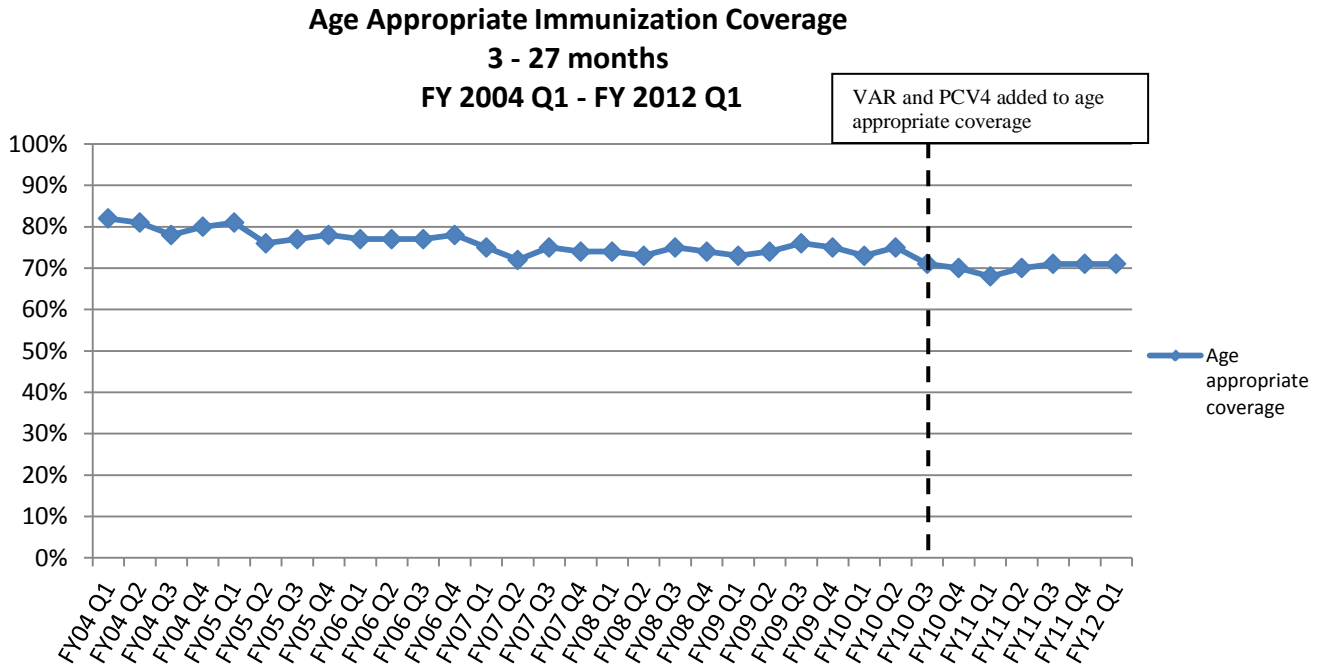
† Not included in Age appropriate immunization coverage calculations

Rotavirus vaccine (ROTA) and hepatitis A, though recommended, are not included in overall age appropriate coverage calculations. Data on ROTA and hepatitis A vaccine coverage are reported where available.

Summary

For FY 2012 Q1, 12 IHS Areas submitted immunization reports from IHS, Tribal, and Urban Indian health centers (I/T/U). This composite report provides information on the immunization status of 29,732 children 3-27 months old. Of these, 21,154 or 71% received all age-appropriate vaccinations compared to 71% (21,405/30,151) of children 3-27 months in the 4th Quarter of FY 2011 [Figure 1]. Coverage by Area is included in the spreadsheet.

Figure 1



Two Year Old Report

The Two year old reports (children 19-35 months old) are used to monitor progress towards the GPRA childhood immunization indicator.

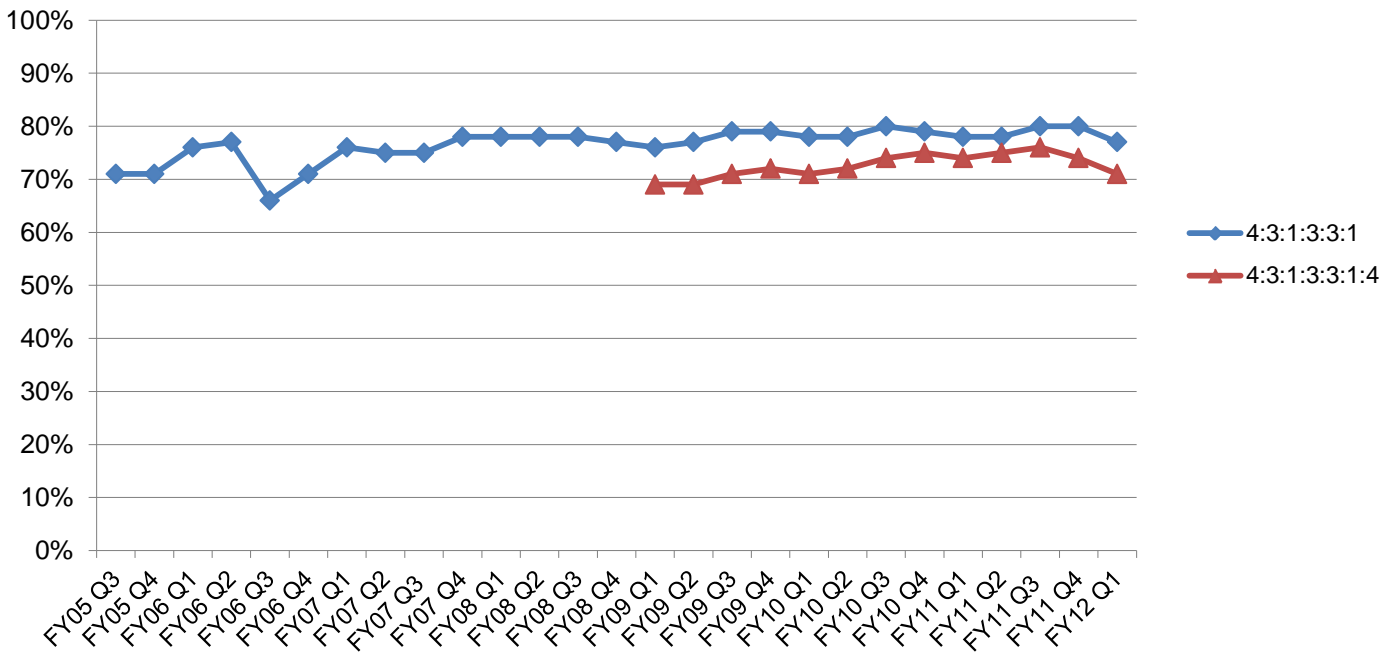
As of 2010, the 4:3:1:3:3:1 (4 DTaP, 3 IPV, 1 MMR, 3 Hib, 3 Hep B, 1 VAR) series is used to monitor coverage in this age group; in 2011, the measure will be expanded to include 4 doses of PCV (4:3:1:3:3:1:4). The HP 2020 goal is 80% with the 4:3:1:3:3:1:4 series, and 90% coverage with each individual vaccine in the series.

4:3:1:3:3:1 and 4:3:1:3:3:1:4 Series

In FY 2012 Q1, 12 IHS Areas completed reports. Overall 77% (16,830/21,899) of two year olds had completed the 4:3:1:3:3:1 vaccine series compared to 80% (17,948/22,579) in FY 2011 Q4 [Figure 2]. For the 4:3:1:3:3:1:4 series, coverage was 71% (15,594/21,899) among two year olds compared to 74% (16,618/22,579) in FY 2011 Q4. Coverage for both series by Area is included in the spreadsheet.

Figure 2

**4:3:1:3:3:1 and 4:3:1:3:3:1:4 Coverage
2 Year Olds
FY 2005 Q3 - FY 2012 Q1**



ADOLESCENT REPORT

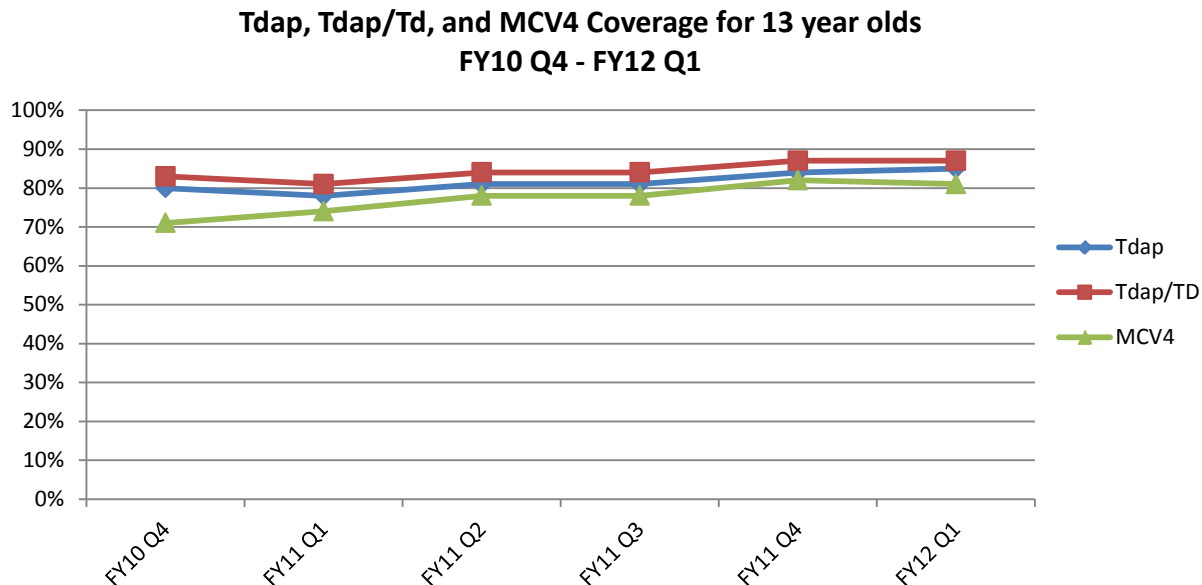
This report collects data on adolescents 13 – 17 years who meet the “Active Clinical User “ definition (e.g. 2 visits in the last 3 years) and is designed to monitor uptake of “recently” recommended adolescent vaccines (e.g. tetanus toxoid, reduced diphtheria toxoid and acellular pertussis [Tdap], meningococcal conjugate [MCV4], and human papillomavirus [HPV] vaccines) and monitor coverage in the adolescent population with the following recommended childhood vaccines: 1 dose of Td or Tdap, 3 doses of hepatitis B, 2 doses of MMR, and 2 doses of Varicella/Hx of chickenpox. A summary of immunization coverage for 13 year olds and 13 –17 year olds with these vaccines is included below.

Immunization Coverage with Tdap and MCV4 for 13 year olds, Males and Females

For FY 2012 Q1, the 12 IHS Areas combined reported on 15,459 thirteen year olds compared to 15,675 thirteen year olds in the FY 2011 Q4 report. For FY 2012 Q1, 85% (13,091/15,459) received 1 dose of Tdap vaccine, 87% (13,390/15,459) received 1 dose of Tdap/Td vaccine and 81% (12,480/15,459) had received 1 dose of MCV4 vaccine [Figure 3].

In FY 2012 Q1, coverage by Area ranged from 78% - 90% for Tdap, 81% - 91% for Tdap/Td, and 65% - 91% for MCV4. Coverage by Area is included in the spreadsheet.

Figure 3



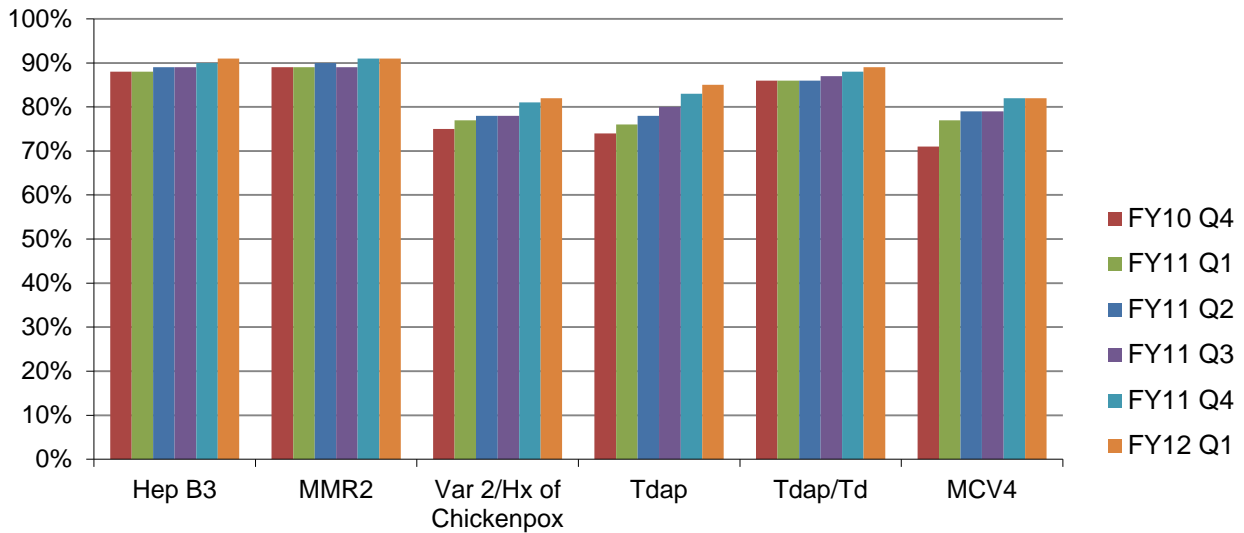
Immunization Coverage for 13 – 17 year olds, Males and Females

For FY 2012 Q1, the 12 IHS Areas combined reported on 75,296 13 – 17 year olds compared to the FY 2011 Q4 report which included 77,793 13 – 17 year olds.

For FY 2012 Q1, 91% (68,492/75,296) received 3 doses of hepatitis B vaccine, 91% (68,542/75,296) received 2 doses of MMR vaccine, 82% (61,741/75,296) received 2 doses of Varicella vaccine or had a documented history of chickenpox, 85% (64,152/75,296) received 1 dose of Tdap vaccine, 89% (67,066/75,296) received 1 dose of Tdap or Td and 82% (62,048/75,296) received 1 dose of MCV4 vaccine. Coverage by Area is included in the spreadsheet [Figure 4].

Figure 4

**Immunization Coverage for 13 - 17 year olds
FY10 Q4 - FY12 Q1**



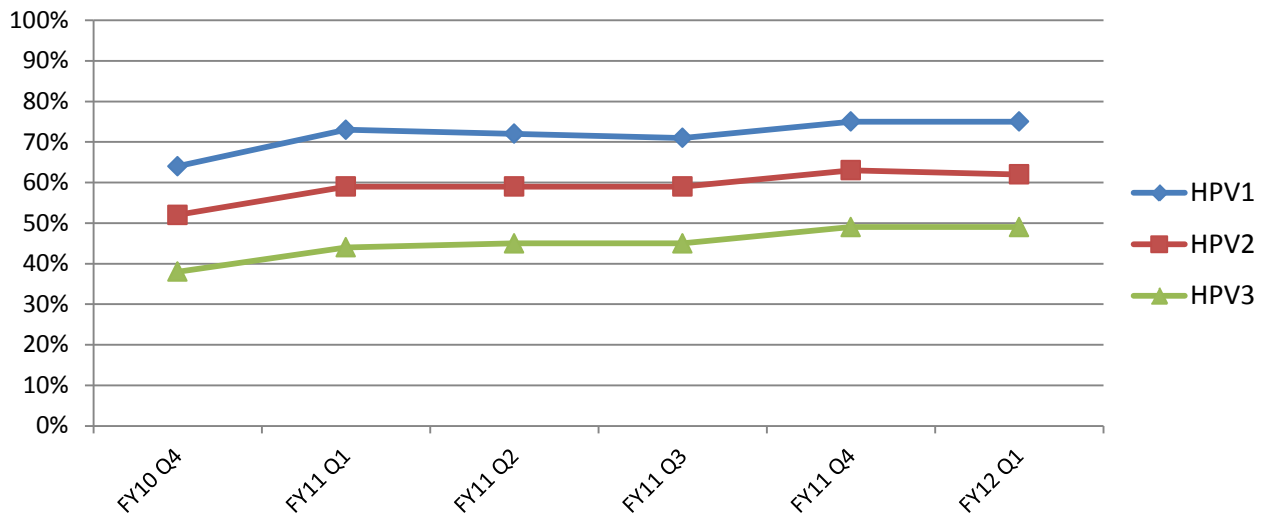
HPV Coverage for 13 – 17 year olds, Females Only

For FY 2012 Q1, the 12 IHS Areas combined reported on 40,260 females 13 – 17 years of age compared to FY 2011 Q4 which included 41,063 females 13-17 years. For FY 2012 Q1, 75% (30,100/40,260) had received 1 dose of HPV, 62% (25,154/40,260) had received 2 doses of HPV and 49% (19,792/40,260) had received 3 doses of HPV [Figure 5].

For FY 2012 Q1, coverage by Area ranged from 62% - 84% for HPV1, 48% - 75% for HPV2, and 34% – 63% for HPV 3. Coverage by Area is included in the spreadsheet.

Figure 5

**HPV Coverage for Females 13 - 17 years
FY10 Q4 - FY12 Q1**

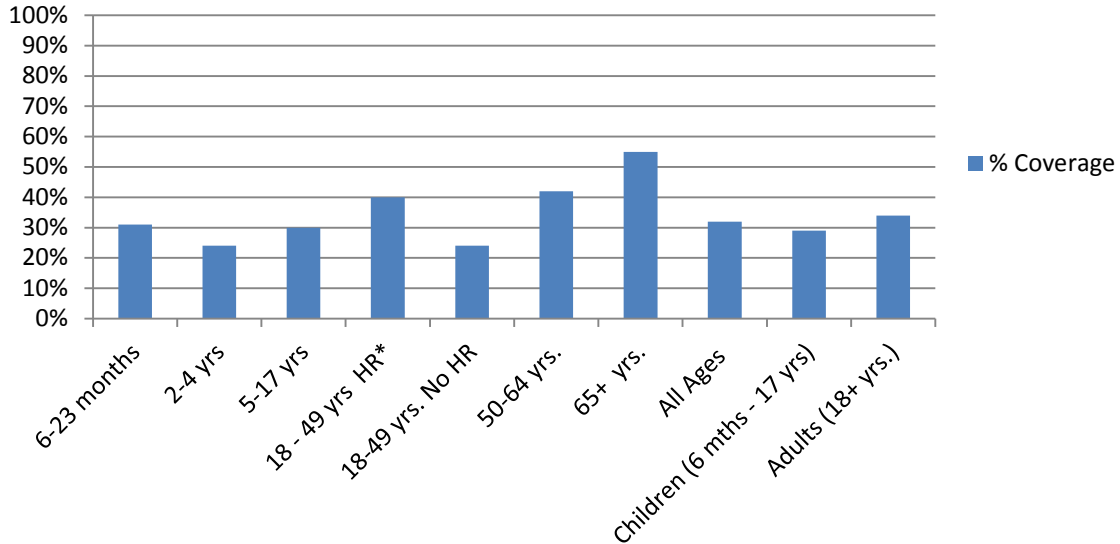


Influenza Vaccine Coverage

For the 2011 – 2012 influenza season, influenza vaccine was recommended for everyone 6 months and older. To monitor the implementation of this recommendation in IHS, an all-ages influenza vaccine coverage report was included in the RPMS Immunization Package. Data on influenza vaccines administered as of Dec. 31st, 2011 are included below.

For 2012 Q1, 12 IHS Areas provided an influenza report. Data were collected on 782,932 patients 6 months and older. Overall, 32% of patients received at least 1 dose of influenza vaccine; coverage by the different age/risk groups is included below. Coverage by IHS Area is included in the spreadsheet.

Coverage with 1 dose



*HR = High Risk. Includes patients with 2 visits with an ICD-9 CM diagnosis for a medical condition that increases the risk for influenza-related complications