



To: Director of IHS Maternal & Child Health Program
IHS Area Chief Medical Officers
IHS Area Immunization Coordinators
Tribal Epidemiology Centers

From: Amy Groom, IHS Immunization Program Manager

Subject: Fourth Quarter FY 2012 Immunization Report (July 1, 2012 – September 30, 2012)

Date: December 12, 2012

The Indian Health Service, Tribal and Urban Indian immunization programs report on the immunization status of American Indian and Alaska Native (AI/AN) children 3-27 months of age, 19 – 35 months of age, and AI/AN adolescents 13 – 17 years of age. They also report on influenza vaccine coverage for all age groups. These reports are submitted to the IHS Division of Epidemiology and Disease Prevention on a quarterly basis.

3-27 Month Old Report

The 3 – 27 month report is designed to help programs ensure timely vaccination and identify children who may be falling behind so they can be brought up to date. The criteria listed below are used to monitor coverage in the following age groups:

Age Group	Vaccines	Age Group	Vaccines
3-4 months	<ul style="list-style-type: none"> • DTAP1 • IPV 1 • Hib 1 • Hepatitis B 1 • PCV1 • (ROTA1)[†] 	16-18 months	<ul style="list-style-type: none"> • DTAP 3 • IPV 2 • MMR 1 • Hib 3 • Hepatitis B 2 • Varicella • PCV4 • (ROTA3)[†]
5-6 Months	<ul style="list-style-type: none"> • DTAP 2 • IPV 2 • Hib 2 • Hepatitis B 2 • PCV2 • (ROTA2)[†] 	19-23 months	<ul style="list-style-type: none"> • DTAP 4 • IPV 3 • MMR 1 • Hib 3 • Hepatitis B 3 • Varicella • PCV4 • (ROTA3)[†]
7-15 months	<ul style="list-style-type: none"> • DTAP 3 • IPV 2 • Hib 2 • Hepatitis B 2 • PCV3 • (ROTA3)[†] 	24-27 months	<ul style="list-style-type: none"> • DTAP 4 • IPV 3 • MMR 1 • Hib 3 • Hepatitis B 3 • Varicella • PCV4 • (ROTA3)[†] • (Hepatitis A1)[†]

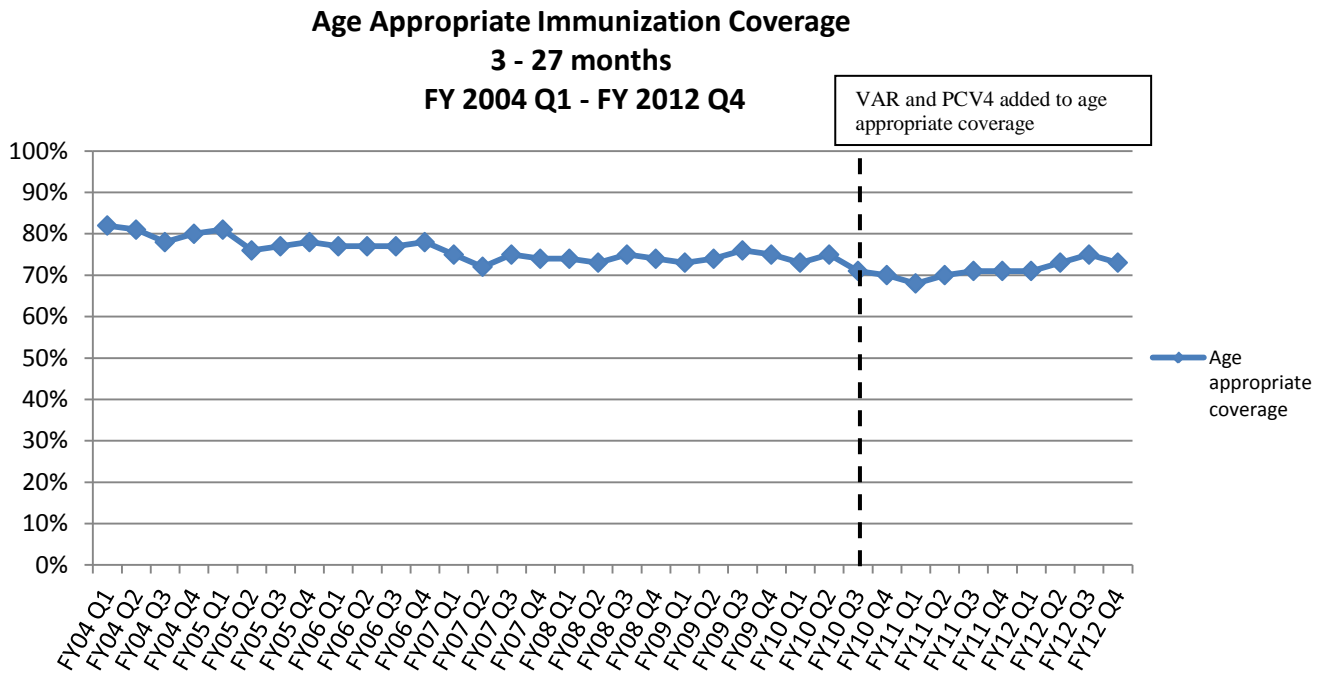
† Not included in Age appropriate immunization coverage calculations

Rotavirus vaccine (ROTA) and hepatitis A, though recommended, are not included in overall age appropriate coverage calculations. Data on ROTA and hepatitis A vaccine coverage are reported where available.

Summary

For FY 2012 Q4, 12 IHS Areas submitted immunization reports from IHS, Tribal, and Urban Indian health centers (I/T/U). This composite report provides information on the immunization status of 30,600 children 3-27 months old. Of these, 22,343 or 73% received all age-appropriate vaccinations compared to 75% (21,580/28,956) of children 3-27 months in the 3rd Quarter of FY 2012 [Figure 1]. Coverage by Area is included in the spreadsheet.

Figure 1



Two Year Old Report

The Two year old reports (children 19-35 months old) are used to monitor progress towards the GPRA childhood immunization indicator.

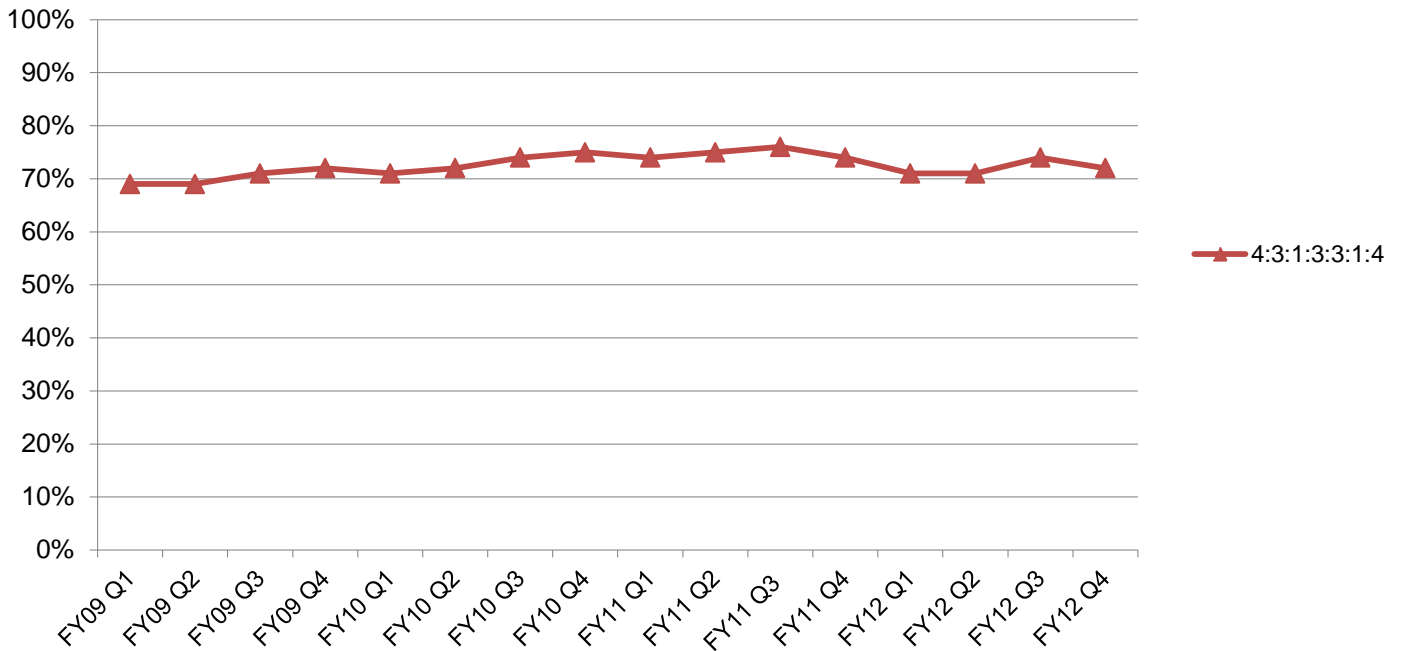
Starting in 2011, the vaccines series measure used to monitor coverage in this age group is, the 4:3:1:3:3:1:4 (4 DTaP, 3 IPV, 1 MMR, 3 Hib, 3 Hep B, 1 VAR, 4 PCV) series. The HP 2020 goal is 80% with the 4:3:1:3:3:1:4 series, and 90% coverage with each individual vaccine in the series.

4:3:1:3:3:1:4 Series

In FY 2012 Q4, 12 IHS Areas completed reports. Overall 72% (15,790/21,905) of two year olds had completed the 4:3:1:3:3:1:4 vaccine series compared to 74% (15,375/20,845) in FY 2012 Q3. Coverage for both series by Area is included in the spreadsheet.

Figure 2

4:3:1:3:3:1:4 Coverage 2 Year Olds FY 2009 Q1 - FY 2012 Q4



ADOLESCENT REPORT

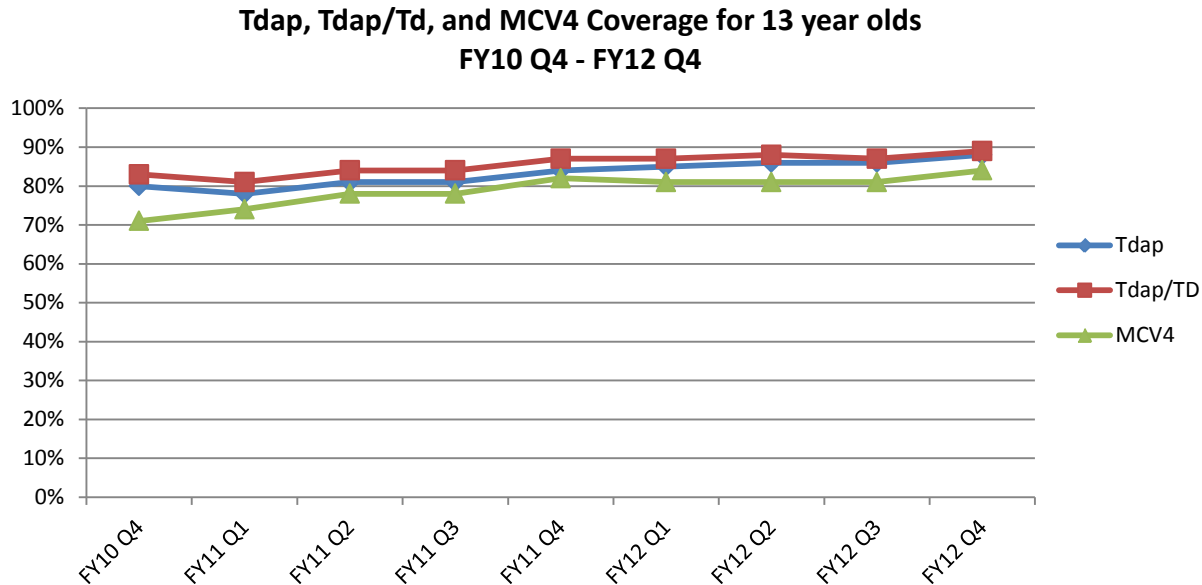
This report collects data on adolescents 13 – 17 years who meet the “Active Clinical User “ definition (e.g. 2 visits in the last 3 years) and is designed to monitor uptake of “recently” recommended adolescent vaccines (e.g. tetanus toxoid, reduced diphtheria toxoid and acellular pertussis [Tdap], meningococcal conjugate [MCV4], and human papillomavirus [HPV] vaccines) and monitor coverage in the adolescent population with the following recommended childhood vaccines: 1 dose of Td or Tdap, 3 doses of hepatitis B, 2 doses of MMR, and 2 doses of Varicella/Hx of chickenpox. A summary of immunization coverage for 13 year olds and 13 –17 year olds with these vaccines is included below.

Immunization Coverage with Tdap and MCV4 for 13 year olds, Males and Females

For FY 2012 Q4, the 12 IHS Areas combined reported on 15,583 thirteen year olds compared to 14,965 thirteen year olds in the FY 2012 Q3 report. For FY 2012 Q3, 88% (13,777/15,583) received 1 dose of Tdap vaccine, 89% (13,929/15,583) received 1 dose of Tdap/Td vaccine and 84% (13,116/15,583) had received 1 dose of MCV4 vaccine [Figure 3].

In FY 2012 Q4, coverage by Area ranged from 78% - 95% for Tdap, 82% - 95% for Tdap/Td, and 63% - 95% for MCV4. Coverage by Area is included in the spreadsheet.

Figure 3



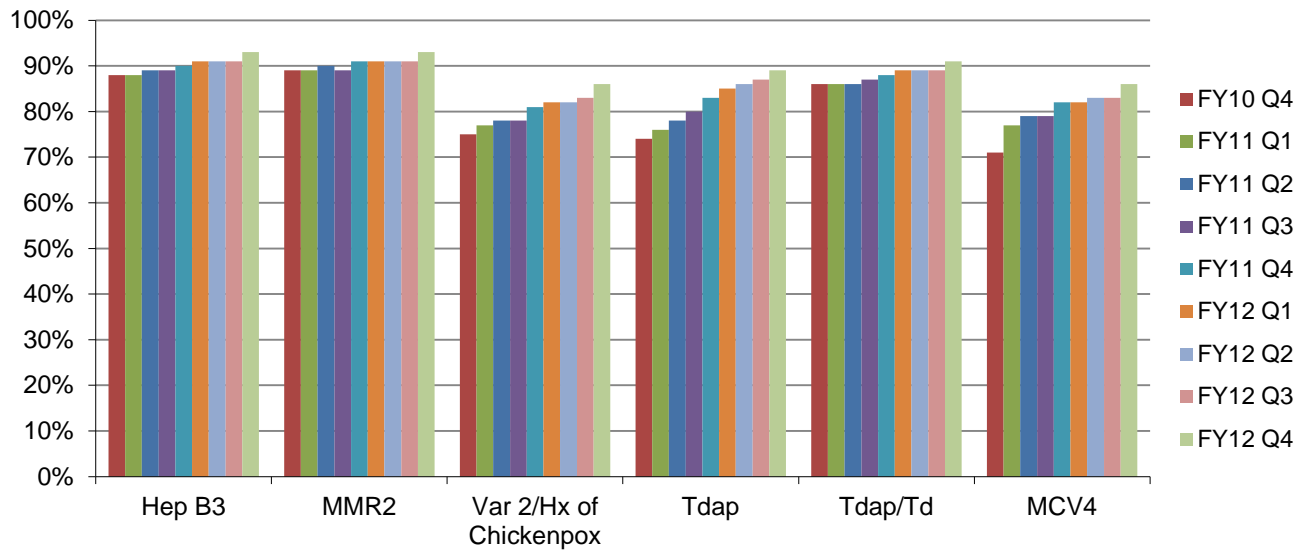
Immunization Coverage for 13 – 17 year olds, Males and Females

For FY 2012 Q4, the 12 IHS Areas combined reported on 75,136 13 – 17 year olds compared to the FY 2012 Q3 report which included 72,403 13 – 17 year olds.

For FY 2012 Q4, 93% (69,863/75,136) received 3 doses of hepatitis B vaccine, 93% (69,820/75,136) received 2 doses of MMR vaccine, 86% (64,614/75,136) received 2 doses of Varicella vaccine or had a documented history of chickenpox, 89% (66,856/75,136) received 1 dose of Tdap vaccine, 91% (68,634/75,136) received 1 dose of Tdap or Td and 86% (64,817/75,136) received 1 dose of MCV4 vaccine. Coverage by Area is included in the spreadsheet [Figure 4].

Figure 4

**Immunization Coverage for 13 - 17 year olds
FY10 Q4 - FY12 Q4**



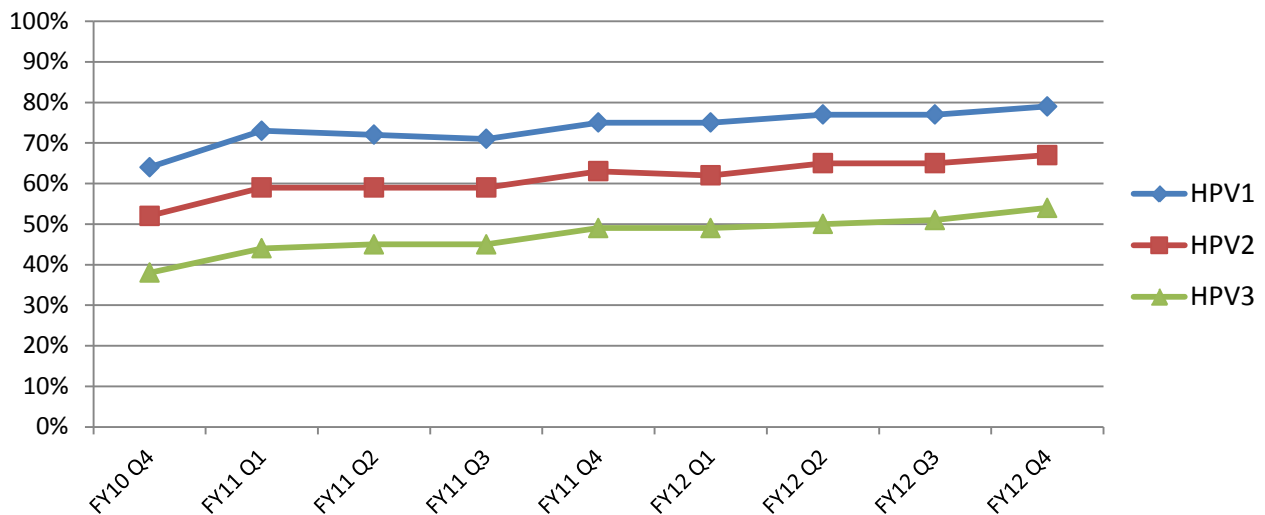
HPV Coverage for 13 – 17 year olds, Females Only

For FY 2012 Q4, the 12 IHS Areas combined reported on 38,655 females 13 – 17 years of age compared to FY 2012 Q3 which included 37,292 females 13-17 years. For FY 2012 Q4, 79% (30,662/38,655) had received 1 dose of HPV, 67% (26,011/38,655) had received 2 doses of HPV and 54% (20,802/38,655) had received 3 doses of HPV [Figure 5].

For FY 2012 Q4, coverage by Area ranged from 66% - 90% for HPV1, 48% - 83% for HPV2, and 35% – 70% for HPV 3. Coverage by Area is included in the spreadsheet.

Figure 5

**HPV Coverage for Females 13 - 17 years
FY10 Q4 - FY12 Q4**

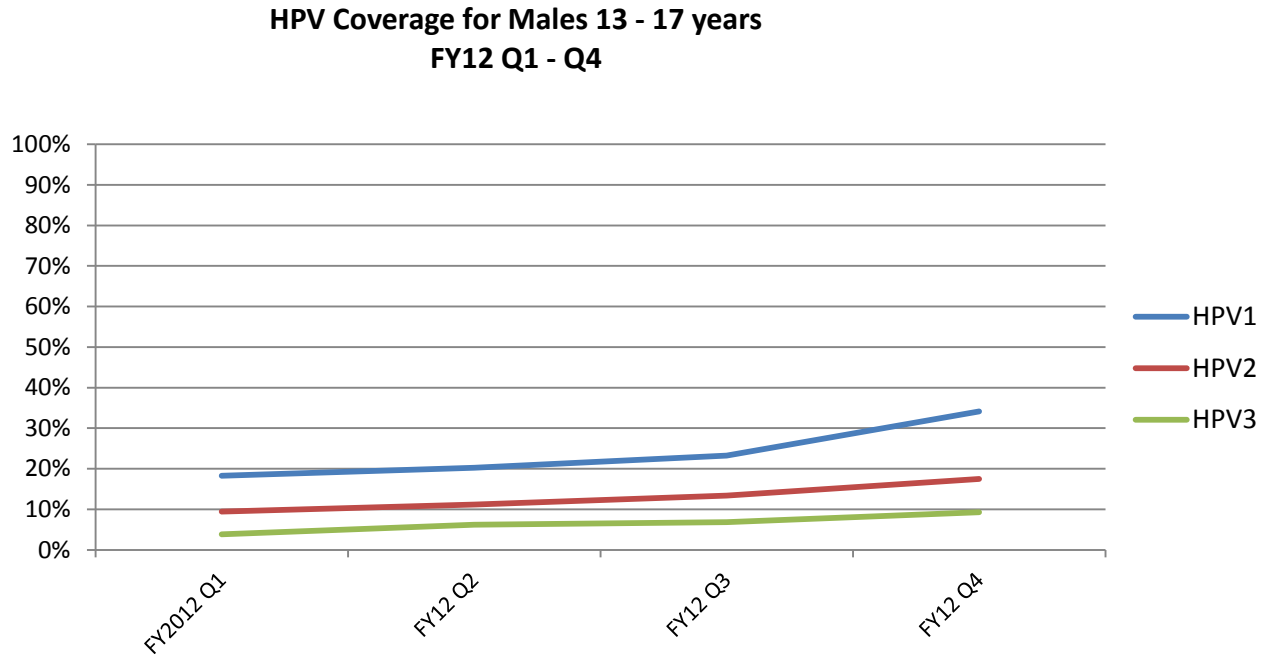


HPV Coverage for 13 – 17 year olds, Males Only

For FY 2012 Q4, the 12 IHS Areas combined reported on 35,079 males 13 – 17 years of age. For FY 2012 Q4, 34.1% (11,976/35,079) had received 1 dose of HPV, 17.5% (6,130/35,079) had received 2 doses of HPV and 9.3% (3,269/35,079) had received 3 doses of HPV [Figure 6].

For FY 2012 Q4, coverage by Area ranged from 14% - 51% for HPV1, 3%-28% for HPV2, and 1% – 16% for HPV 3. Coverage by Area is included in the spreadsheet.

Figure 6:



Adult Immunization Report

The Adult Immunization Report was collected for the first time this quarter. This report collects data on patients meeting the “Active Clinical User “definition (e.g. 2 visits in the last 3 years) and reports vaccination rates for the following vaccines and age groups: Tdap in those 19 years+; HPV 1,2 and 3 doses in Females 19-26 years: HPV 1,2, and 3 doses in Males 19-21 years; Zoster vaccine in those 60 years+, and Pneumococcal polysaccharide vaccine at or after age 65 years.

For FY 2012 Quarter 4 data were collected from all 12 IHS Areas on 552,823 active clinical patients 19 years and older. Below is a chart with the coverage for each of the adult vaccines. Area specific vaccine coverage is included in the spreadsheet.

