



Welcome to the IHS/CAO Tribal Consultation

BEVERLY MILLER, M.H.A., M.B.A.

AREA DIRECTOR



Agenda Overview

	Tuesday, March 20	Wednesday, March 21
Morning	Tribal Listening Session with IHS Deputy Director	YRTC Updates Reimbursement for Substance Use Disorder Services + vote
Afternoon	Indian Gaming Health Inspections + vote Overview of Voting Issues for Caucus Tribal Caucus Urban Confer Session with IHS Deputy Director	Announcement of New CATAC Members & YRTC TAC Members Legislative Update



Tribal Partnerships: California Tribal Advisory Committee

Northern Region

Primary:

John Green
Michael Thom
Shirley Laos

Elk Valley
Karuk
Trinidad

Alternate:

Arch Super
Marcellene Norton
Lupe Luna

Karuk
Hoopa
Greenville

Southern Region

Primary:

Teresa Sanchez
Michael Garcia
Chris Devers

Morongo
Ewiiapaayp
Pauma

Alternate:

Brandie Miranda
Dominica Valencia
Robert Smith

Pechanga
Santa Ynez
Pala



Tribal Partnerships: California Tribal Advisory Committee

East Central Region

Primary:

Genevieve Jones
Carol Bill
Elaine Fink

Big Pine
Coldsprings
North Fork

Alternate:

Shane Saulque
Cammeron Hodson
Benjamin Clark

Utu Utu Gwaitu
Wilton
Mooretown

West Central Region

Primary:

Silver Galletto
Debra Ramirez
Crista Ray

Cloverdale
Redwood Valley
Scotts Valley

Alternate:

Luis Delara
Lydia Aguayo
Veronica Rael-Aparicio

Paskenta
Manchester-Pt. Arena
Big Valley

National Indian Health Board:

Lisa Elgin

Manchester-Pt. Arena

Urban:

Scott Black

American Indian Health Services

Indian Health Service:

Beverly Miller

Director, CAIHS



California Representatives to National IHS Boards/Committees/Workgroups

Workgroup	Representatives
Contract Support Costs (CSC) Workgroup	Chris Devers, Member Pauma Band of Mission Indians Preston Pete, Finance Director Consolidated Tribal Health Project, Inc.
Budget Formulation Workgroup	Michael Garcia, Vice Chairman Ewiiapaayp Band of Kumeyaay Indians <u>Alternate:</u> Chris Devers, Member Pauma Band of Mission Indians
National Behavioral Health Workgroup	Robert Super, Vice Chairman Karuk Tribe <u>Alternate:</u> Elaine Fink, Vice Chairperson North Fork Rancheria



California Representatives to National IHS Boards/Committees/Workgroups

Workgroup	Representatives
Purchased/Referred Care (PRC) Workgroup (Formerly CHS)	Chris Devers, Member Pauma Band of Mission Indians <u>Tribal Technical Representative:</u> Jess Montoya, Executive Director Riverside/San Bernardino County Indian Health, Inc.
Tribal Leaders' Diabetes Committee (TLDC)	Rosemary Nelson, Member Pit River Tribe <u>Alternate:</u> Dominica Valencia, Member Santa Ynez Band of Mission Indian
Facilities Appropriation Advisory Board (FAAB)	Michael Garcia, Vice Chairman Ewiiapaayp Band of Kumeyaay Indians <u>Alternate:</u> Gary Walker, Chairman North Fork Rancheria



California Representatives to National IHS Boards/Committees/Workgroups

Workgroup	Representatives
Tribal Self-Governance Advisory Committee (TSGAC)	Ryan Jackson, Chairman Hoopa Valley Tribe <u>Alternate:</u> Robert Smith, Chairman Pala Band of Mission Indians
Department of Health and Human Services (HHS) Secretary's Tribal Advisory Committee (STAC)	Maryann McGovran, Treasurer North Fork Rancheria <u>Alternate:</u> Michelle Hayward, Vice-Chairperson Redding Rancheria



New National Workgroups

Workgroup	Representation
Indian Health Care Improvement Fund Workgroup (IHCIF)	Chris Devers, Member Pauma Band of Mission Indians <u>Alternate:</u> Mark LeBeau, Executive Director California Rural Indian Health Board, Inc.
Community Health Aide Program (CHAP) Tribal Advisory Group	Scott Sullivan, Chairman Tolowa Dee-ni' Nation <u>Alternate:</u> Teresa Sanchez, Member Morongo Band of Mission Indians



Current Tribal Consultations

Spring 2018, the IHS will initiate a Tribal Consultation on our Working Draft Sanitation Deficiency System – Guide for Reporting Sanitation Deficiencies for Indian Homes and Communities (SDS Guide). The last formal update was May 2003.



List of Conferences and Dates for FY 2018

Annual Providers' Continuing Medical Education/Diabetes Day on May 21-24, 2018 in Sacramento

In 2017, 352 attendees earned over 1,200 continuing education units/credits.

Annual Dental Continuing Education on May 7-10, 2018 in Sacramento

In 2017, over 400 attendees each had the opportunity to earn over 30 continuing education units.



Government Performance & Results Act (GPRA) Update

California Area Tribal health programs met the targets for 11 of 27 GPRA measures in FY 2017, and improved on 11 of 22 measures with comparable results in FY 2016

FY 2017 was the final year of GPRA reporting through RPMS. Beginning with the current fiscal year, 2018, reporting will occur through the Integrated Data Collection System (IDCS) at the National Data Warehouse

- This will allow ALL sites to report for GPRA, including non-RPMS health programs
- More information on accessing data through IDCS will be offered via webinars throughout the remainder of the year



Government Performance & Results Act (GPRA)

Clinical GPRA measures where we excelled:

- Poor Glycemic Control (blood sugar)
- Ideal Glycemic Control (blood sugar)
- Dental Access
- Cardiovascular Disease Comprehensive Assessment
- Childhood Weight Control

Clinical GPRA measures where we need work:

- Controlled Blood Pressure <130/80
- LDL Assessed (bad cholesterol)
- Nephropathy Assessed (kidney function)
- Retinopathy (diabetic eye) Exam
- Immunization (influenza 65+, pneumovax 65+, childhood)
- Pap screening
- Mammography screening
- Tobacco cessation
- Alcohol screening
- Domestic/intimate partner violence screening
- Depression screening
- Prenatal HIV screening



Hep C – Status Report

29 of 37 clinics with suitable capability have initiated screening and treatment

Nine programs have screened more than 50% of their baby boomer population

- Central Valley
- Karuk
- Lake County
- Northern Valley
- Round Valley
- Sacramento Native American Health Center
- Table Mountain
- Tuolumne
- United Indian Health Services



How Do We Fare?

OKLAHOMA – 122 Patients Cured at 5 Sites

CALIFORNIA – 191 Patients Cured at 5 Sites

Although definite conclusions cannot be reached from this simple assessment, it is clear CA Tribal clinics are making good progress making big differences in people's lives.



Emergency Pharmacy Program

Clinic access to a pharmaceutical acquisition system in CA if needed during an emergency

The VA has agreements with numerous pharmacies in CA

Transportation agreements allow the VA to ensure delivery to homes if necessary

Available 24/7



California Area Profile

	2016	2017
Title V Compacts	12	13
Title I Contracts	33	32
Urban Contracts	8	8
Alcohol Treatment Programs Contracts	4	4
Youth Regional Treatment Centers	0	1
Federally Recognized Tribes	104	104
# of AI/AN Residing on or near Reservations/Rancherias	88,934	88,887
# of AI/AN using urban clinics	6,975	6,918
Outpatient visits	642,798	669,886
Dental Visits	245,054	267,583



Full Time Equivalents (FTE)

1 FTE = 2,080 hours

Area Office	Projected Desert Sage	Projected Sacred Oaks	Projected FTE Total
100	70	70	240

At Full Capacity the number of FTEs will increase by approximately 140%



Current Full Time Equivalents (FTEs)

1 FTE = 2,080 hours

Area Office	Desert Sage	FTE Total
100	50	150



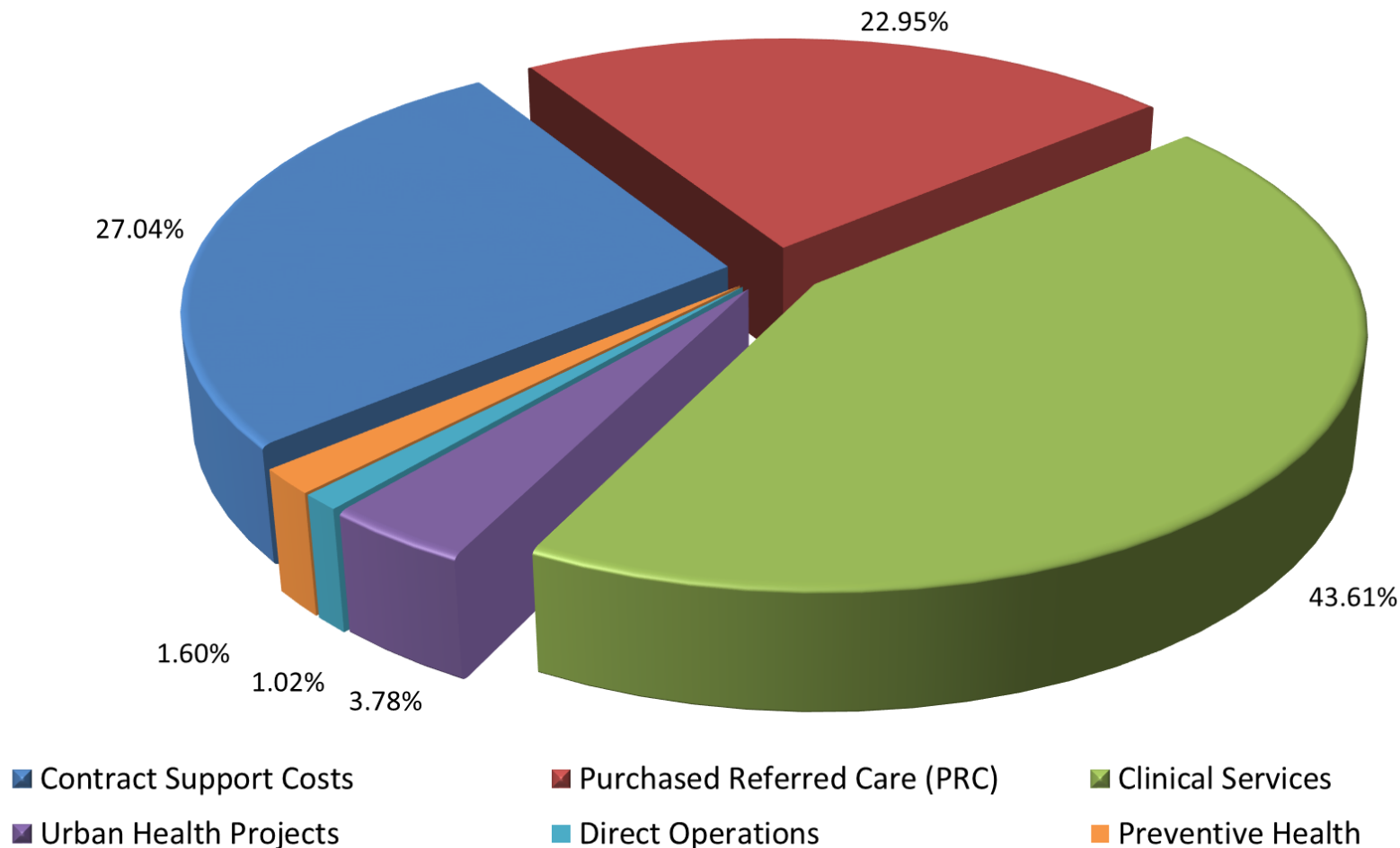
Budget Transparency

IHS/California Area Office Budget Fiscal Year 2017

Activity	2016 Recurring Budget	2017 Recurring Budget	Difference FY16 vs FY17	Pay Cost Allocation	YRTC
Clinical Services	\$89,242,714	\$93,206,482	\$3,963,768	\$1,075,768	\$2,888,000
Preventive Health	3,254,647	3,326,811	72,164	72,164	0
Purchase Referred Care	49,806,694	50,567,815	761,121	0	0
Contract Support Cost	55,434,731	59,792,236	4,357,505	0	0
Direct Operations	1,473,492	1,503,724	30,232	30,232	0
Urban Health	6,324,468	6,563,537	239,069	239,069	0
Environmental Health Support	2,726,828	2,808,320	81,492	81,492	0
Facilities Support	1,872,582	1,893,403	20,821	20,821	0
Total Recurring Budget	\$210,136,156	\$219,662,328	\$9,526,172	\$1,519,546	\$2,888,000

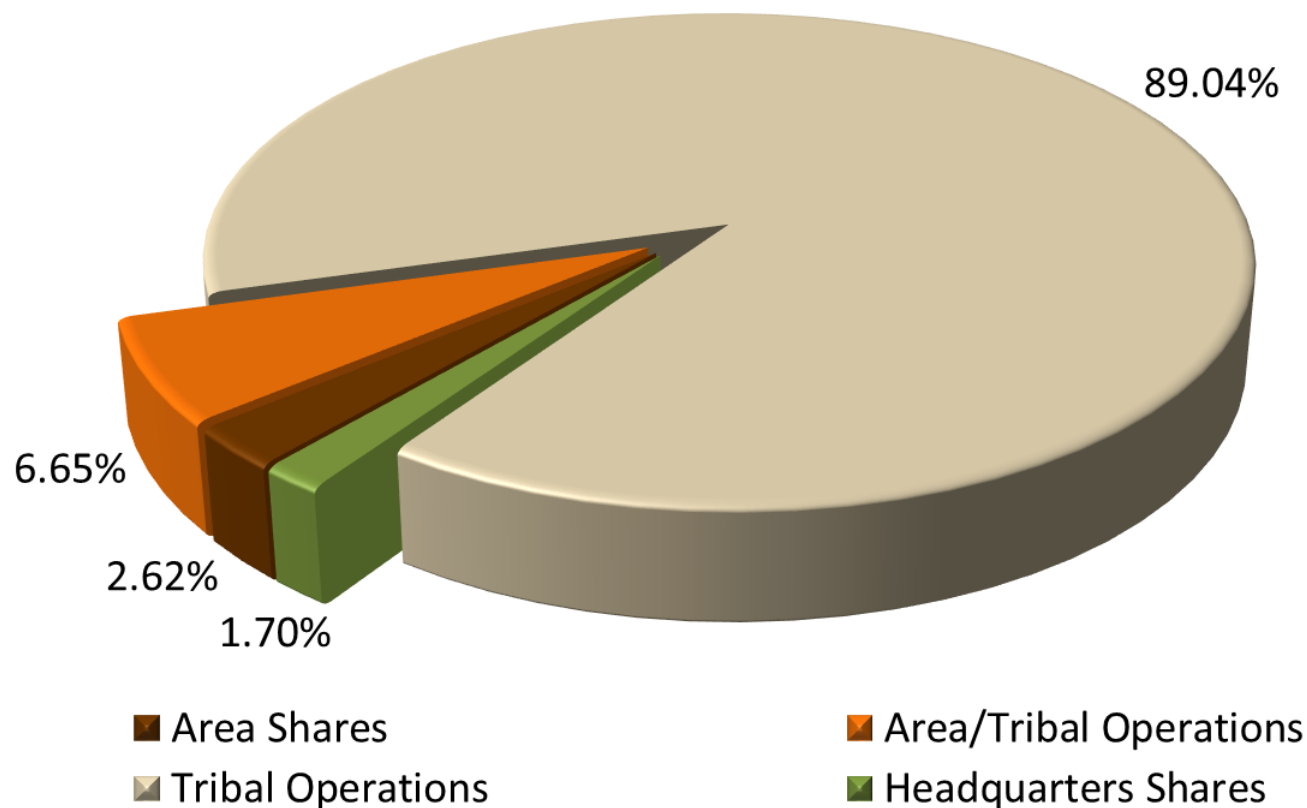


Allocation of Budget FY Ending September 30, 2017





Allocation of Expenditures FY Ending September 30, 2017





Sanitation Facilities Construction (SFC) Program

FY2017 Funding Levels:

IHS Housing: \$ 2,104,000

IHS Regular: 2,636,000

Contributions: 3,628,900

Total: \$ 8,368,900

FY2017 Impacts:

Number of projects: 26

Total Indian homes: 1,425

Sanitation Deficiency System (SDS)

Current Data:

Number of projects: 146

Project costs: \$133 million

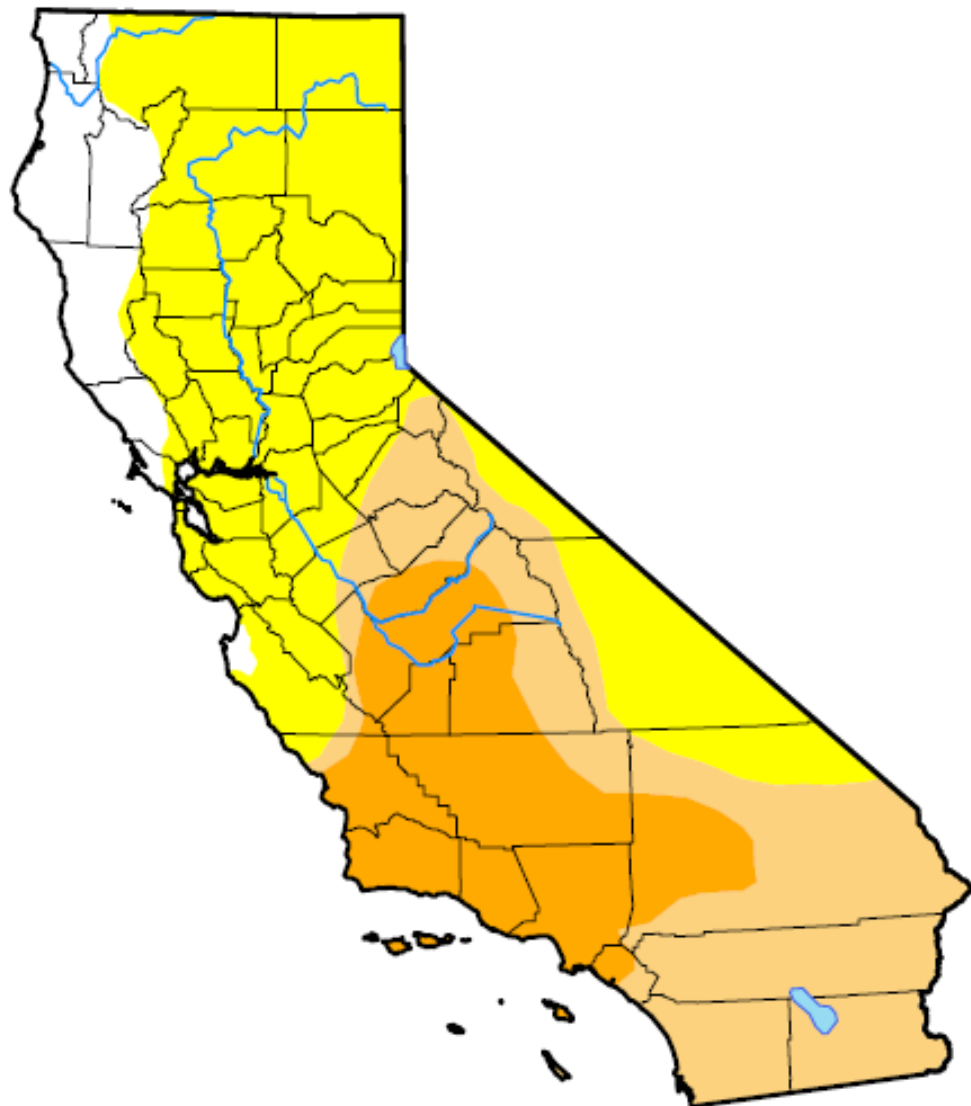
Number of homes: 41,923



Photo: Final inspection at the Grindstone Indian Rancheria water infiltration system improvements project

U.S. Drought Monitor California

February 20, 2018
(Released Thursday, Feb. 22, 2018)
Valid 7 a.m. EST



Drought Conditions (Percent Area)

	None	D0-D4	D1-D4	D2-D4	D3-D4	D4
Current	8.43	91.57	47.87	19.98	0.00	0.00
Last Week 02-13-2018	18.29	81.71	45.71	19.98	0.00	0.00
3 Months Ago 11-21-2017	73.98	26.02	8.24	0.00	0.00	0.00
Start of Calendar Year 01-02-2018	55.70	44.30	12.69	0.00	0.00	0.00
Start of Water Year 09-26-2017	77.88	22.12	8.24	0.00	0.00	0.00
One Year Ago 02-21-2017	61.66	38.34	16.87	4.19	0.00	0.00

Intensity:

D0 Abnormally Dry	D3 Extreme Drought
D1 Moderate Drought	D4 Exceptional Drought
D2 Severe Drought	

The Drought Monitor focuses on broad-scale conditions. Local conditions may vary. See accompanying text summary for forecast statements.

Author:

Deborah Bathke
National Drought Mitigation Center



<http://droughtmonitor.unl.edu/>



Division of Health Facilities Engineering

FY2017 Funding Levels

- Maintenance & Improvement: \$4,280,000
- Biomedical Equipment: \$872,000
- Facilities Support: \$1,870,000
- Total: \$7,022,000

2017 Projects - Technical Assistance Highlights

Wellness Clinic - Feather River	Construction of 15,490 sf wellness clinic. Completion scheduled for spring of 2018.
Building Remodel - Rolling Hills	Space planning and design for remodel of existing 4,660 sf building.
Isolation Room Conversion – Southern Indian Health	Planning and design to convert existing general medical exam room to dedication isolation room.
LED Retrofit – Northern Valley	Planning and Tribal General Equipment funding to support retrofitting existing conventional lighting to energy efficient LED lighting.
Planning, Condition Assessments & Surveys	ADA, Environment of Care, Site Selection Evaluation, and Dental/Medical planning activities completed for four tribal health programs.



Division of Health Facilities Engineering

Future Projects – Technical Assistance

Solar/Photo-Voltaic System - MACT

Technical assistance with design and construction of solar/PV system at San Andreas.

Sustainability Projects

Feasibility and planning activities in-progress for 4 LED retrofit project and a solar/photovoltaic projects with four separate tribal health programs.

Facility Condition Assessments – Area Wide

Required condition assessments (aka “deep-look surveys”) to be completed in 2018-2019. Condition assessments required every 5-7yrs. Last completed in 2012.



Division of Environmental Health Services

DEHS will award just over \$37,000 in injury prevention mini-grants in 2018. Award letters will be distributed in March.

IN 2017, DEHS filled both extended vacancies and filled a newly created EH position assigned to the Arcata Field Office.

Program Activity Highlights			
Surveys	CY2017	Environmental Health Activity	CY2017
Food Sanitation	418	Investigation of Foodborne Illness Complaints & Waterborne Communicable Disease Outbreak	4
Day Care/ Head Start	28	Rabies Vaccination Clinics	8
Pool/Spa	27	Trainings: Food Sanitation	11
Accreditation Support	5	Completed Online Training: Food Sanitation	506



Summary of Funding For the Youth Regional Treatment Centers

Desert Sage Youth Wellness Center	Fiscal Yr	FTE	Dollars
Staffing For Facilities	2018	70	\$5.8 M

Sacred Oaks Healing Center	Fiscal Yr	FTE	Dollars
Design & Build	2018		\$22.1 M
*Staffing For New Facilities	2019	36	\$3.4 M
	2020	76	\$6.3 M

*Actual allotments are based on facility construction completion and achievement of beneficial occupancy



Youth Regional Treatment Center (YRTC) Tribal Advisory Committee (TAC)

Northern Region

Primary:

Lauri Hayward

Pit River

Alternate:

Leann McCallum

Tolowa

East Central Region

Primary:

Willie Carrillo

Tule River

Alternate:

Patty Reece

Berry Creek

West Central Region

Primary:

Silver Galletto

Cloverdale

Alternate:

April Popaditch

Elem

Southern Region

Primary:

Victoria Diaz

San Pasqual

Alternate:

Desiree Franco

Torres-Martinez

Urban (Ex-officio)

Scott Black



How can we help you promote the
YRTC in your community?
