

Sonoma County Indian Health Project, Inc.



Sonoma County Indian Health Best Practice Strategies

- ☞ Selam Gebreslassie, MSN, FNP-c
Director of Nursing / Family Nurse Practitioner
- ☞ Heidi Thompson, CPC
Clinical Applications Coordinator

Sonoma County Indian Health Project, Inc.



- ☞ Located in Santa Rosa, CA since 1971
 - ☞ Satellite clinic – Point Arena
 - ☞ Home visits to Kashia – Stewarts Point Rancheria
- ☞ 2014-2015 GPRA User Population = ~5,500 patients
- ☞ Average of 1570 patients per month in Medical
- ☞ Onsite Healthy Traditions, Dental, BH, Pharmacy, WIC, Nutrition and Sr. Site

Sonoma County Indian Health Project, Inc.



Sonoma Dashboard 2015 Final GPRA/GPRAMA Report

2015 Final GPRA Dashboard						
	Sonoma 2015 Final	Sonoma 2014 Final	California Area 2015 Final	National 2015 Final	National 2015 Target	2015 Final Results - Sonoma
DIABETES						
Diabetes Dx Ever	9.7%	9.8%	11.1%	14.4%	N/A	N/A
Documented A1c	96.2%	95.2%	86.0%	84.7%	N/A	N/A
Good Glycemic Control	55.5%	58.6%	50.3%	47.4%	47.7%	Met
Controlled BP <140/90	62.3%	74.4%	63.0%	62.5%	63.8%	Not Met
LDL Assessed	84.9%	85.2%	72.6%	73.3%	71.8%	Met
Nephropathy Assessed ^a	60.3%	61.4%	58.4%	62.0%	60.0%	Met
Retinopathy Exam	57.8%	63.9%	48.0%	61.3%	60.1%	Not Met
DENTAL						
Dental Access	41.7%	43.7%	41.5%	29.2%	27.9%	Met
Sealants	19.5%	17.1%	18.3%	16.3%	14.1%	Met
Topical Fluoride	36.1%	38.7%	31.1%	29.4%	26.4%	Met
IMMUNIZATIONS						
Influenza 65+	68.7%	69.7%	52.5%	65.4%	67.2%	Met
Pneumococcal Vaccination 65+ ^a	85.7%	83.5%	76.8%	84.9%	85.7%	Met
Childhood Iz	65.5%	54.0%	59.2%	73.3%	73.9%	Not Met
PREVENTION						
Pap Screening ^a	69.8%	63.2%	46.4%	54.9%	54.6%	Met
Mammography Screening	55.1%	55.5%	46.0%	54.5%	54.8%	Met
Colorectal Cancer Screening	36.1%	35.7%	31.2%	38.6%	35.2%	Met
Tobacco Cessation	70.6%	69.2%	41.5%	52.1%	46.3%	Met
Alcohol Screening (FAS Prevention)	77.9%	77.6%	57.2%	66.6%	66.7%	Met
DVI/IPV Screening	77.3%	76.9%	58.6%	63.6%	61.6%	Met
Depression Screening	78.8%	79.1%	61.3%	67.4%	64.3%	Met
CVD-Comprehensive Assessment	60.3%	55.2%	47.0%	55.0%	47.3%	Met
Prenatal HIV Screening	92.7%	94.8%	72.3%	86.6%	86.6%	Met
Childhood Weight Control ^b	16.4%	18.9%	21.7%	21.8%	N/A	N/A
Breastfeeding Rates	61.8%	59.6%	60.8%	35.7%	29.0%	Met
Controlling High Blood Pressure	48.0%	62.0%	55.6%	58.5%	59.5%	Not Met

^aMeasure logic revised in FY 2014

^bLong-term measure as of FY 2009, next reported in FY 2016

Results in italics represent measures with fewer than 20 patients in the denominator; use caution when interpreting these results.

Measures in red are GPRAMA measures

Measures Met = 18
Measures Not Met = 4

☞ Sonoma met 18 out of 22 measures, but knowing that we missed those last four makes us want to work even harder!


Sonoma County Indian Health Project, Inc.



Our Journey



Sonoma County Indian Health Project, Inc.

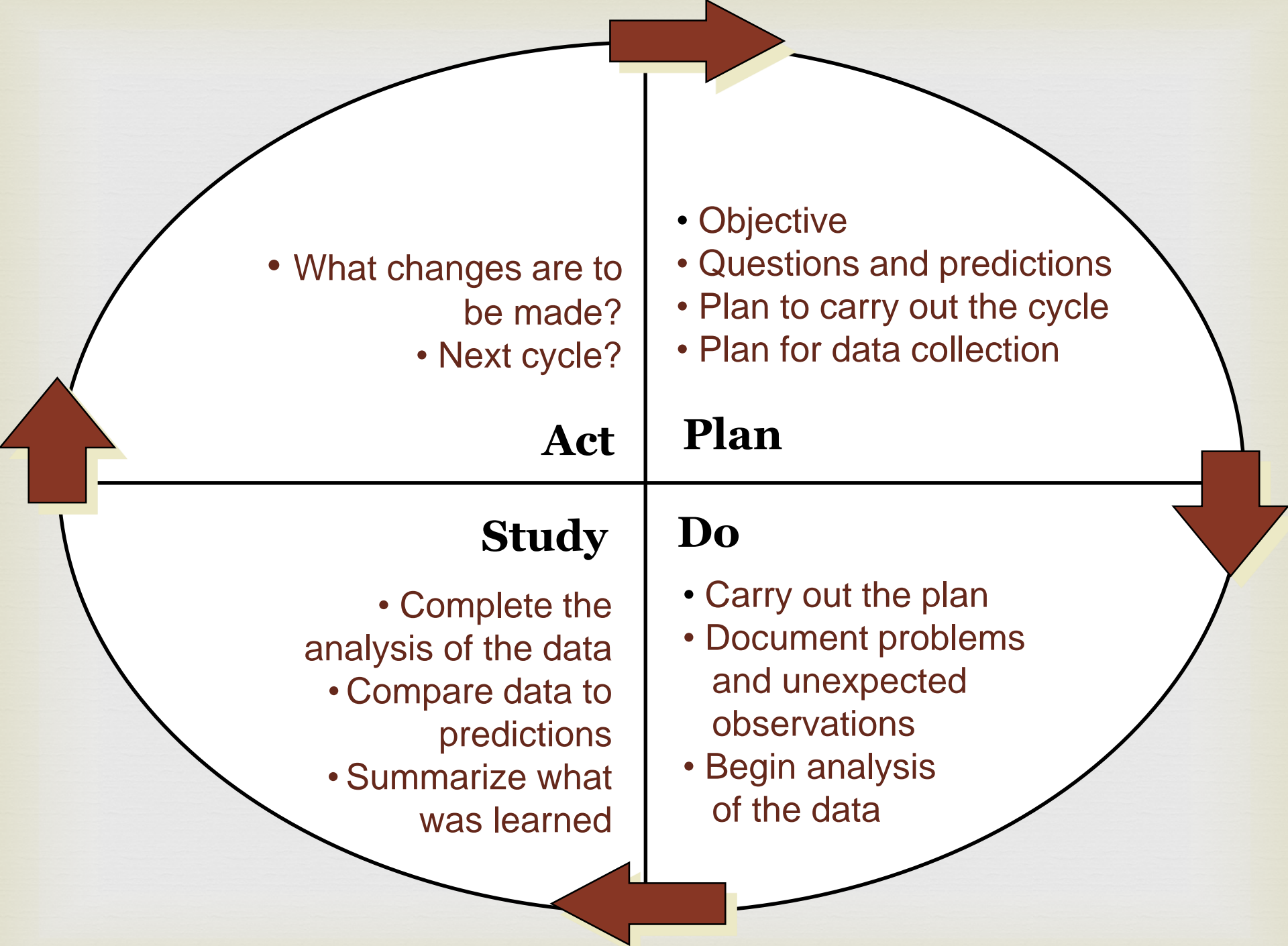


Sonoma County Indian Health Project, Inc.



GPRO Working Team

☞ We expanded the GPRO Team composition from mostly interdisciplinary leadership (Nursing Director, Medical Director, Dental Director, Pharmacy Director, Diabetes Director, QI, Immunization Staff, BH staff, CAC/IT, Coding, Clinic Manager) to include all medical staff: Providers, RNs, MAs



Sonoma County Indian Health Project, Inc.



Data Entry

- ☞ Medical Assistants / Nurses / Providers / Coders / Lab
- ☞ Before the visit (Chart review/outside medication, etc.)
- ☞ During the visit (Vitals, screenings, exams, HFs, notes)
 - ☞ After the visit (Labs, pharmacy, consults)

Sonoma County Indian Health Project, Inc.



Reports, Reports, Reports

REPORTS

REPORTS

Sonoma County Indian Health Project, Inc.



GPR A National Patient Lists - Monthly

Childhood Immunizations									
<p>List of Active Clinical patients 19-35 months who have not received the 4:3:1:3*:3:1:4 combination (4 DtaP, 3 Polio, 1 MMR, 3 or 4 HiB, 3 Hep B, 1 Varicella, 4 Pneumococcal). If a patient did not have all doses in a multiple dose vaccine, the IZ will not be listed. For example, if a patient only had 2 DTaP, no IZ will be listed for DTaP.</p> <p>NOTE: Because age is calculated at the beginning of the Report Period, the patient's age on the list will be between 7-23 months.</p> <p>UP=User Pop; AC=Active Clinical; AD=Active Diabetic; AAD=Active Adult Diabetic PREG=Pregnant Female; IMM=Active IMM Pkg Pt; CHD=Active Coronary Heart Disease HR=High Risk Patient</p>									
PATIENT NAME	HRN	COMMUNITY	SEX	AGE	LAST MED VISIT	LAST VISIT	DENOMINATOR	NUMERATOR	
		BODEGA BAY	F	1	06/05/12	06/05/12	UP,AC		
		CLOVERDALE	F	1	06/04/12	06/04/12	UP,AC		
		CLOVERDALE	M	0	12/20/13	12/20/13	UP,AC,IMM	3 Polio; MMR; 3 3-Dose Hib; 3 Hep B; Vari; 4 Pneumo; 2 Influenza	
		COTATI/ROHNERT	F	0	02/11/14	02/11/14	UP,AC,IMM	3 Polio; MMR; 3 3-Dose Hib; 3 Hep B; Vari	
		COTATI/ROHNERT	F	1	01/15/14	01/15/14	UP,AC,IMM	3 Polio; MMR; 3 3-Dose Hib; 3 Hep B; Vari	
		COTATI/ROHNERT	F	1	01/17/14	01/17/14	UP,AC,IMM	3 Polio; MMR; 3 Hep B; Vari; 4 Pneumo	

March 2014 GPRA Dashboard

Look at us go! The last Influenza shot,
22 more LDLs, 20 more Retinal Screenings, 15 Dental
Sealants and Colorectal Cancer Screenings!!

GPRA Dashboard Report - SONOMA					3/13/2014	2/27/2014
	National 2014 Target	2013 Final	Numerator	Denominator	2014* # Needed to Achieve Target	2014* # Needed to Achieve Target
Good Glycemic Control <8	48.3	55.3	225	384	58.6	0
Controlled BP <140/90	64.6	78.5	266	384	69.3	0
* LDL Assessed	73.9	77.9	265	384	69.0	19
Nephropathy Assessed	Baseline	63.8	162	384	42.2	N/A
* Retinopathy Assessed	58.6	60.6	196	384	51.0	29
Dental Access General	29.2	42.8	2039	5503	37.1	0
* Sealants	13.9	6.9	196	1507	13.0	14
Topical Fluoride	26.7	35.3	500	1607	31.1	0
Influenza 65+	69.1	62.4	172	249	69.1	0
Pneumovax Ever 65+	Baseline	83.1	210	249	84.3	N/A
* Active IMM 4313*314	74.8	0.0	58	119	48.7	31
Pap Smear Rates 25-64	Baseline	62.6	615	1030	59.7	N/A
* Mammogram Rates 52-64	54.7	53.9	134	272	49.3	15
* Colorectal Cancer 50-75	35	42.1	230	730	31.5	26
Tobacco Cess Counsel or Quit	45.7	55.7	541	883	61.3	0
FAS Prevention 15-44	65.9	75.0	705	995	70.9	0
IPV/DV Screen 15-40	64.1	73.2	628	897	70.0	0
Depression Screen 18+	66.9	72.9	1802	2478	72.7	0
* CHD Comp CVD Assessment	51	55.1	26	64	40.6	7
Prenatal HIV Testing	89.1	90.7	69	76	90.8	0
Breastfeeding Rates	29	46.3	29	48	60.4	0
Controlling HBP-Million Hearts	Baseline					
Childhood Weight Control	N/A	25.0	39	199	19.6	N/A

7 *Results reflect services provided as of the date this report was run or the report period end date, whichever is earlier

Measures Met
16

Measures Left to Meet
7

Daily DM Flow Sheet

PRIVACY PATIENT CHART RESOURCES PEDS RESOURCES COMMUNICATION RCIS NEW EHR INFO

Demo, Patient Adult Female 999927 31-May-1993 (20) F TEST CLINIC SANTIAGO, DANIEL E 04-Sep-2013 14:20 Ambulatory Primary Care Team Unassigned Problem List Nds Rvw Adv React Nds Rvw Medications Nds Rvw PT Detail

Postings CWAD POC Lab Entry PWH Active Med List Visit Summary C32 ALL LABS Diabetes Flowsheet Women's Health Health Summary CAC Help

Diabetes Health Summary Flowsheet

***** CONFIDENTIAL PATIENT INFORMATION -- 9/17/2013 2:12 PM [HT] *****
*** DEMO, PATIENT ADULT FEMALE #999927 <CWAD> (DIABETES CARE SUMMARY) pg 1 ***

DIABETES PATIENT CARE SUMMARY Report Date: 09/17/2013
Patient Name: DEMO, PATIENT ADULT FEMALE HRN: 999927 INDIAN/ALASKA NATIVE
Age: 20 Sex: F Date of DM Onset: 06/01/2002 (Problem List)
DOB: 05/31/1993 DM Problem #: S011
NOT ON DIABETES REGISTER Designated PCP:
Last Height: 63 inches 08/08/2013
Last Weight: 100 lbs 08/08/2013 BMI: 17.7
Last Waist Circumference: 32 07/09/2013
Tobacco Use: Not a Current User NEVER SMOKED Jul 25, 2013
HTN Diagnosed: Yes
CVD Diagnosed: No
ON ACE Inhibitor/ARB in past 6 months: No
Aspirin Use/Anti-platelet (in past yr): Yes - 01/03/2013 ASPIRIN EC 81MG
Last 3 BP: 100/70 08/08/2013 Is Depression on the Problem List?
(non ER) 120/80 07/09/2013 Yes - Problem List 296.89
120/80 07/05/2013

In past 12 months:
Diabetic Foot Exam: Yes - Diabetic Foot Exam - 01/25/2013
Diabetic Eye Exam: No
Dental Exam: Yes - Dental Exam - 11/01/2012
Last Mammogram: 05/01/2013 CPT: 77056
Note: Patient Refused a Mammogram (76091) on 03/05/2012
Last Pap Smear: 04/04/2013 CPT: P3001
Note: Patient Refused a Pap Smear on 05/16/2013

Sonoma County Indian Health Project, Inc.



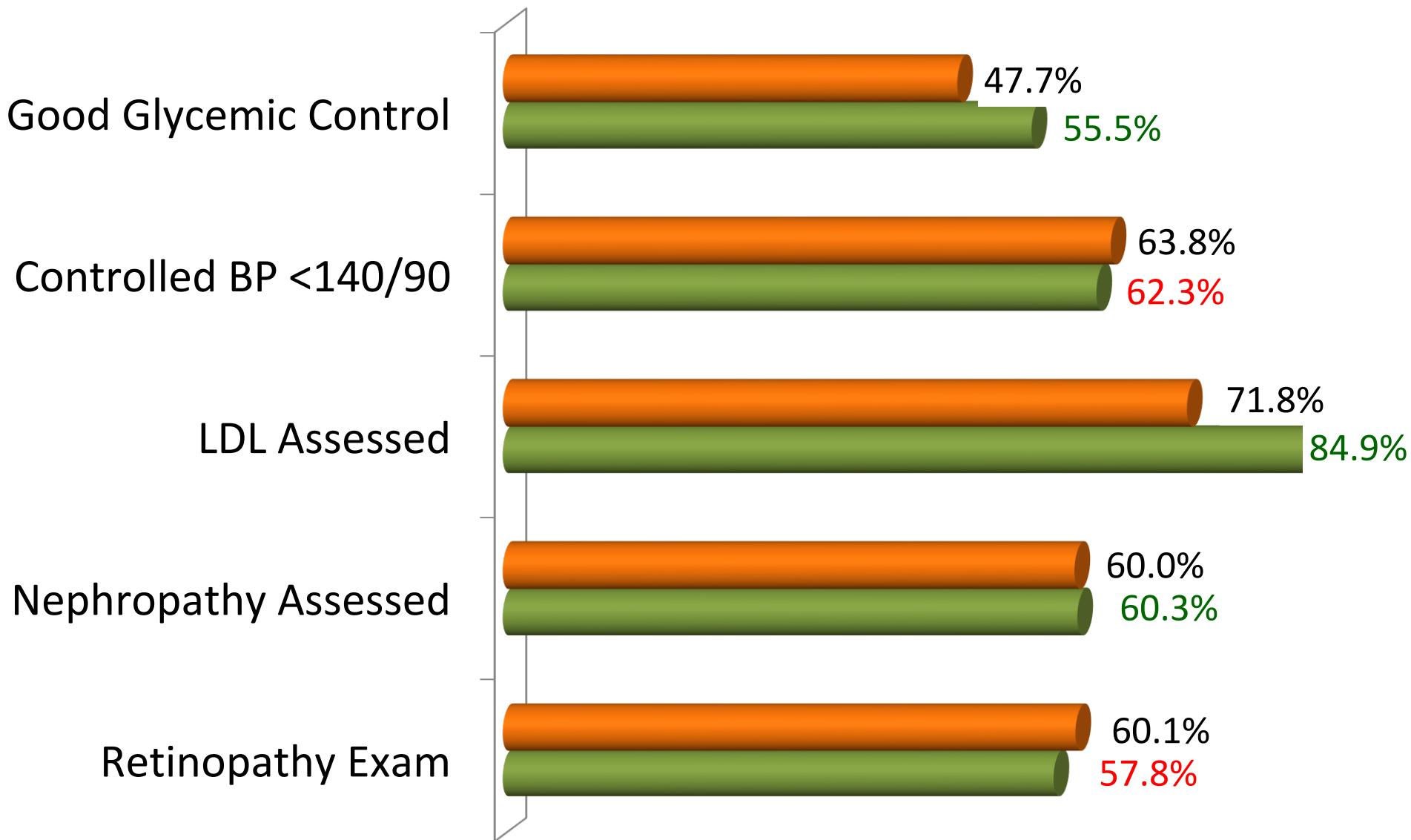
What's next after the reports?

- ☞ Start small and increase efforts if it works!
- ☞ Stop doing it if your numbers don't rise!
- ☞ Utilize key staff
- ☞ Utilize clinical reminders
- ☞ Keep templates updated
- ☞ Outside records

Diabetes Measures

■ 2015 Target

■ 2015 Final



Cancer Prevention Measures

■ 2015 Target

■ 2015 Final

Pap Screening

54.6%

69.8%

Mammography Screening

54.8%

55.1%

Colorectal Cancer Screening

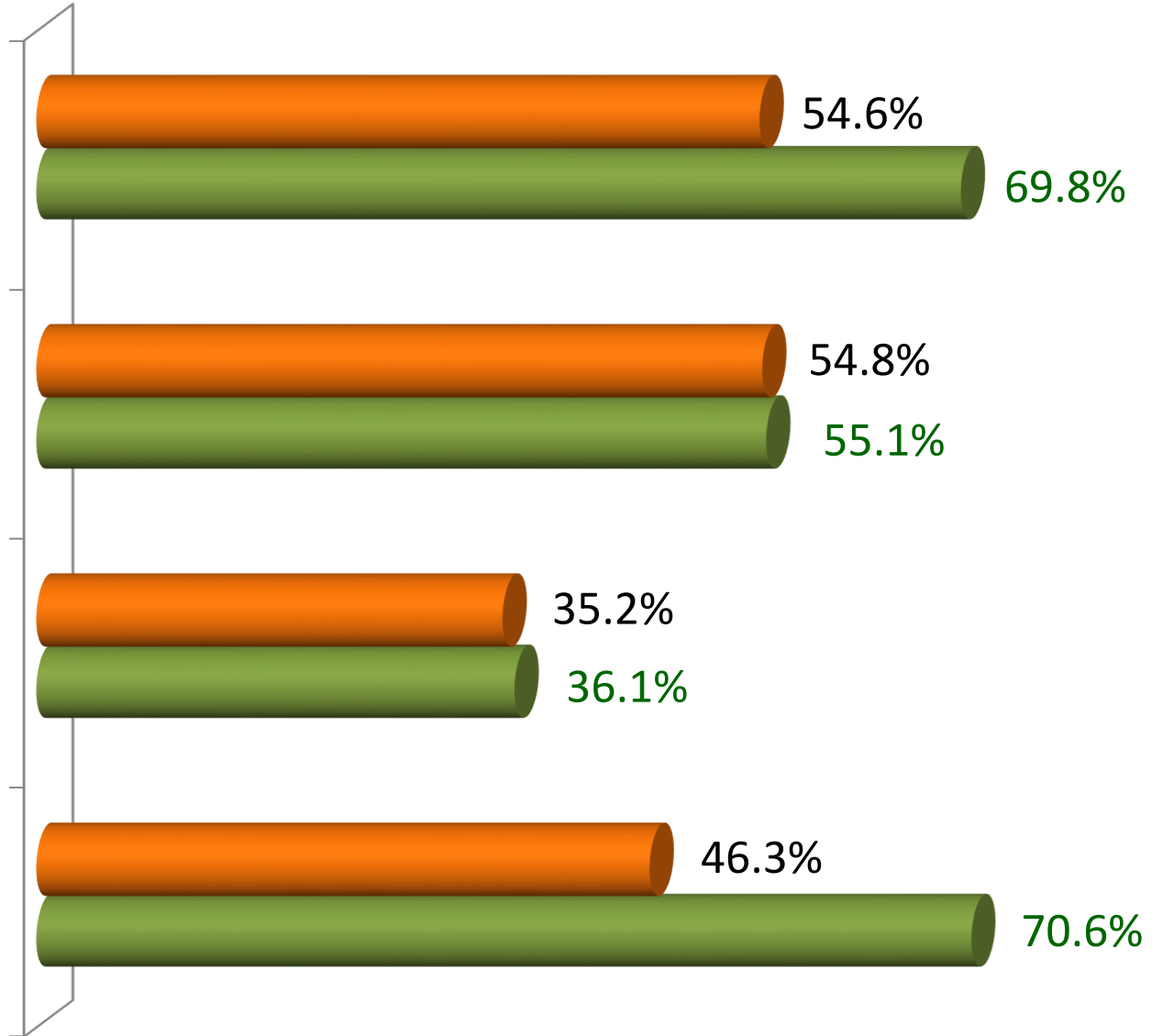
35.2%

36.1%

Tobacco Cessation

46.3%

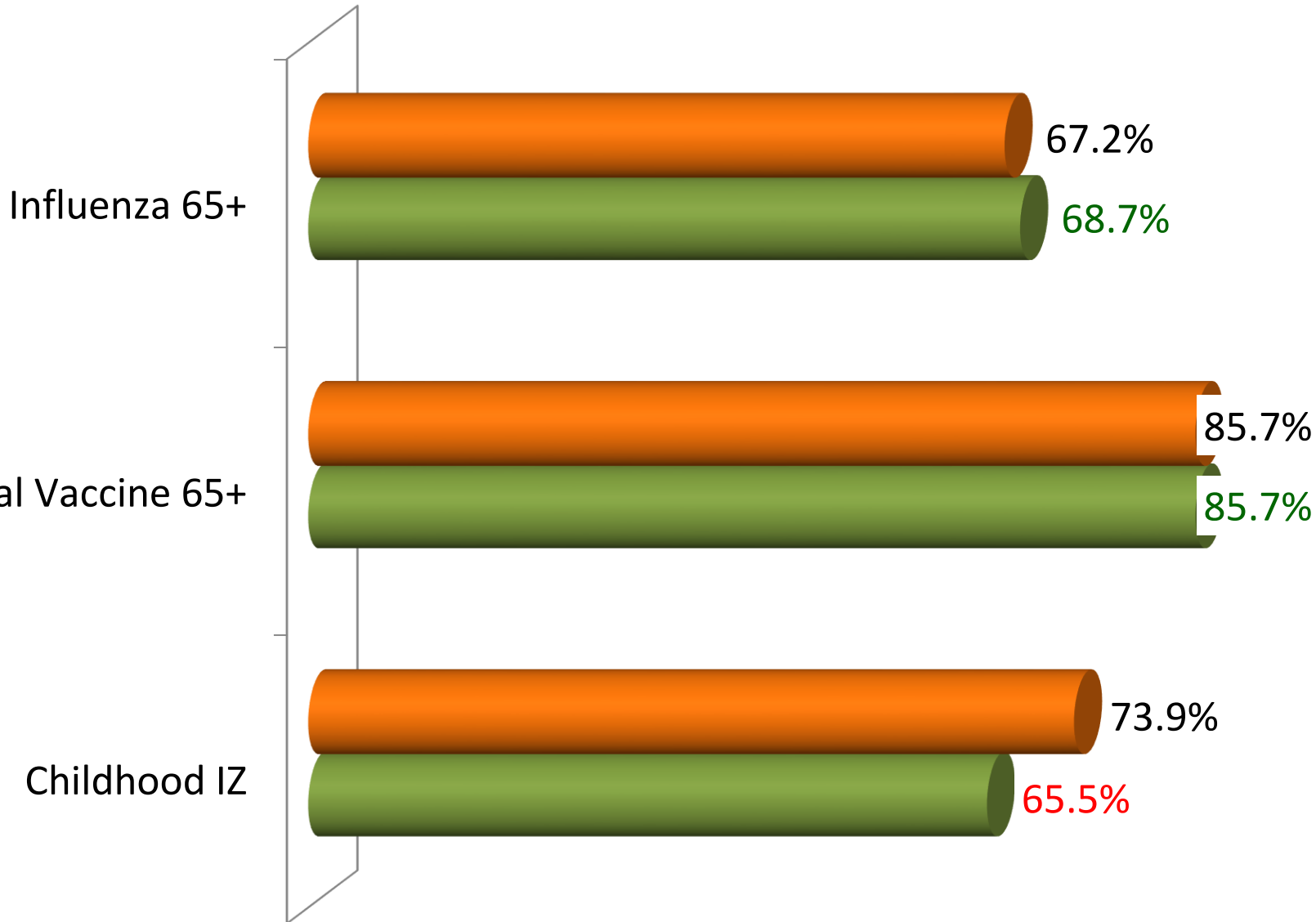
70.6%



Immunization Measures

■ 2015 Target

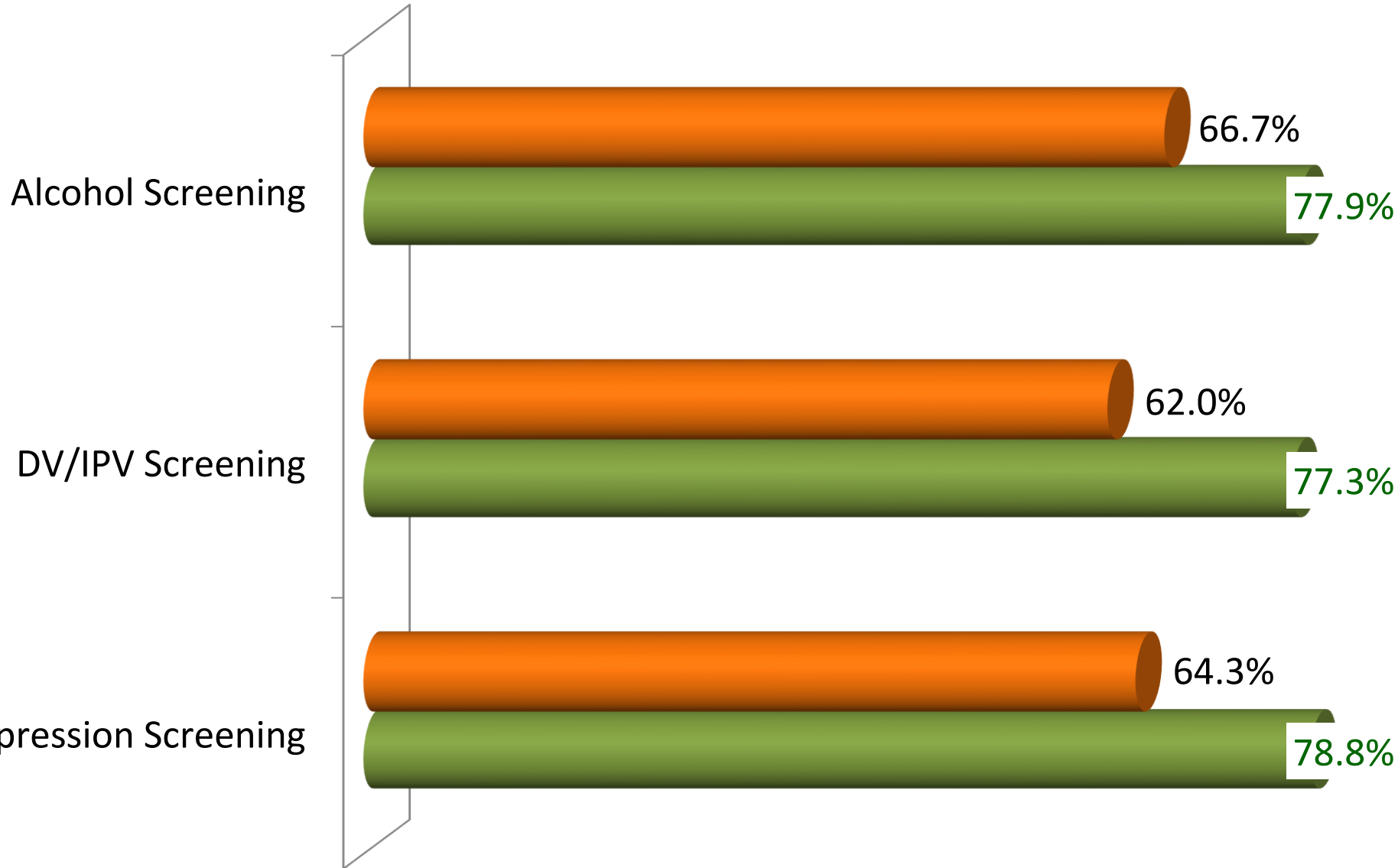
■ 2015 Final



Behavioral Health Measures

■ 2015 Target

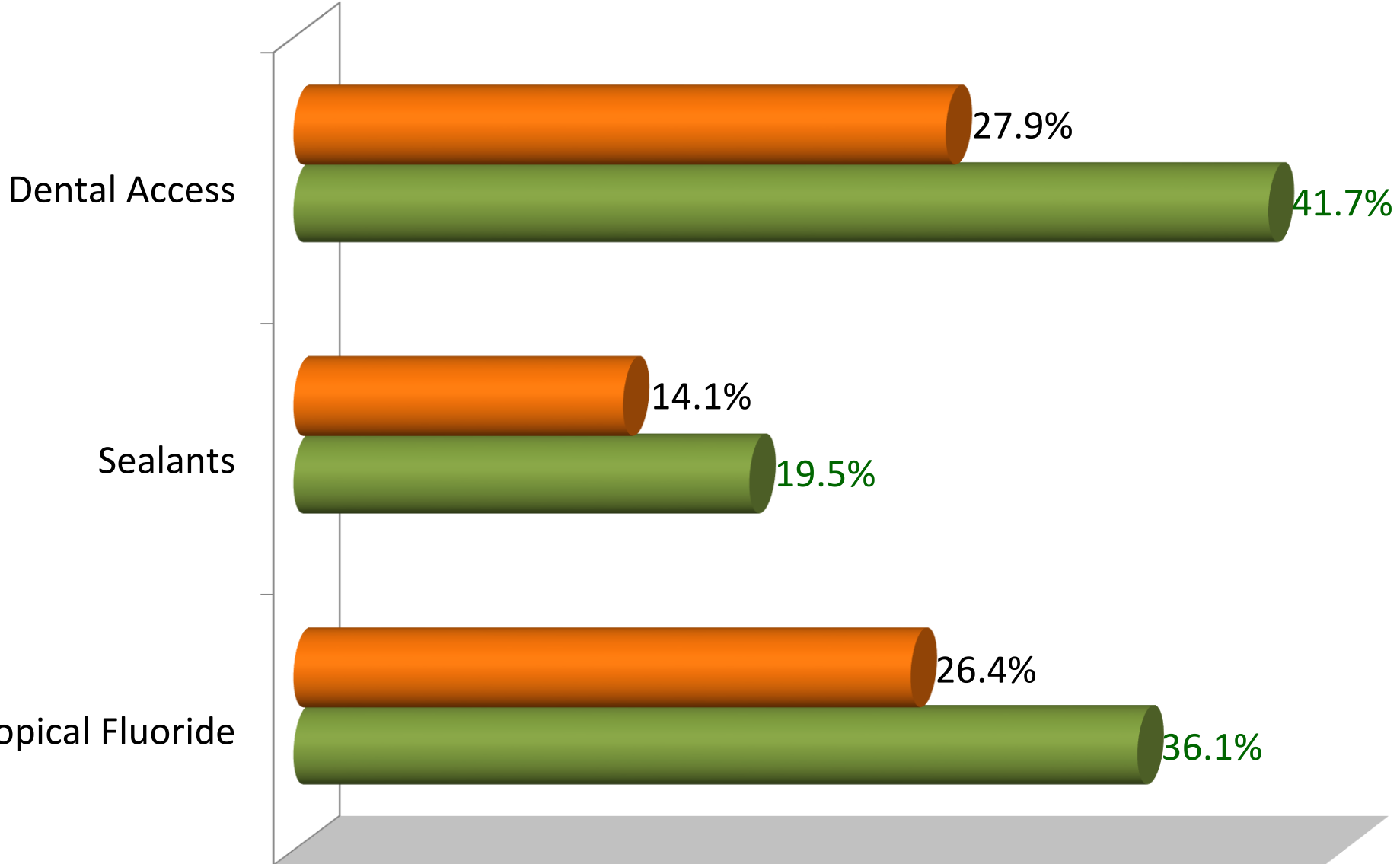
■ 2015 Final



Dental Measures

2015 Target

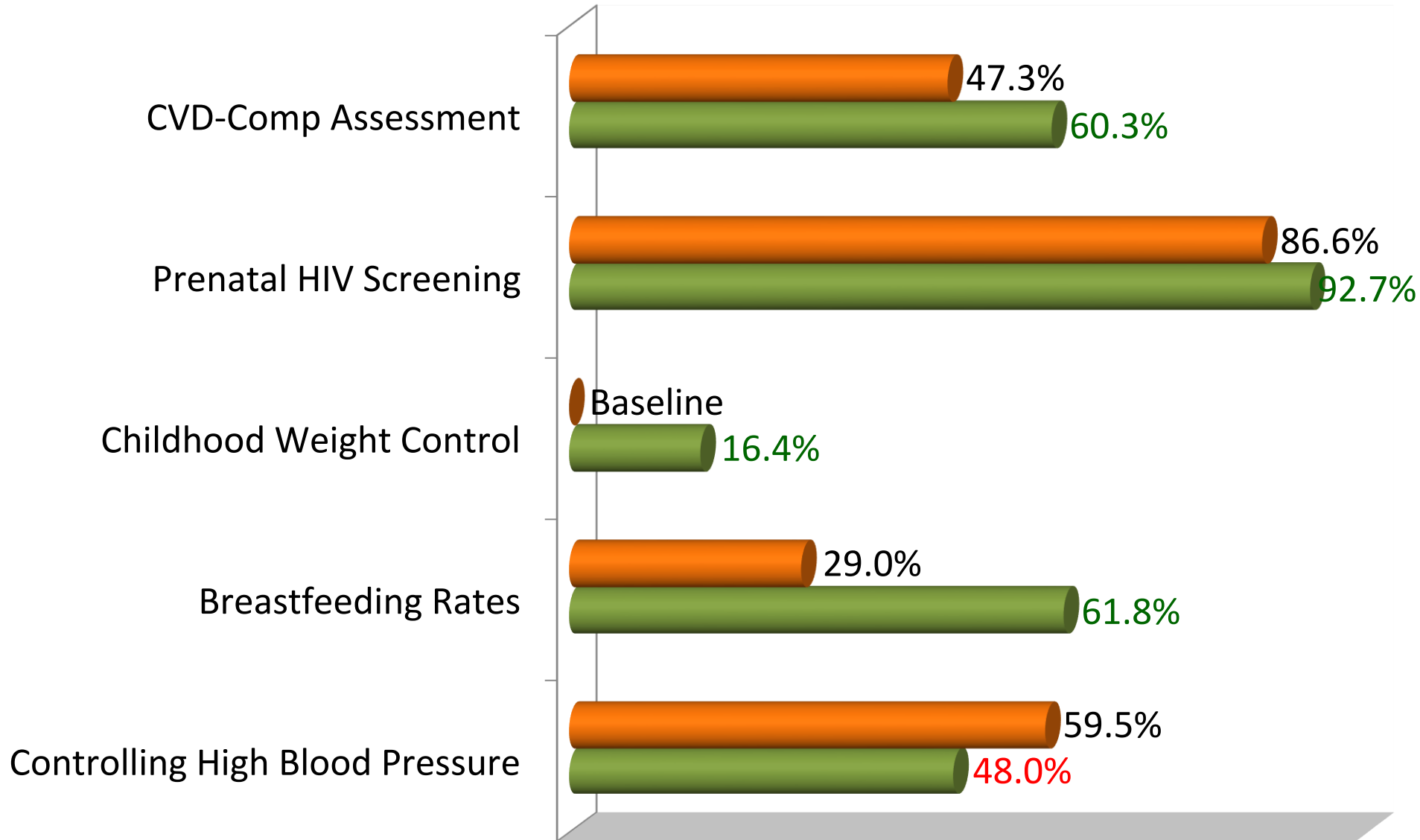
2015 Final



Other Health Measures

■ 2015 Target

■ 2015 Final



Sonoma County Indian Health Project, Inc.



Questions??

- ☞ Selam Gebreslassie, MSN, FNP-c
Director of Nursing
Email: selam.gebrezghi@scihp.org
- ☞ Heidi Thompson, CPC
Clinical Applications Coordinator
Email: heidi.thompson@scihp.org

