

# Our Prayer: Future Healthy Generations

By Denisa Livingston, MPH, MLS, Diné tribal citizen

IHS Division of Diabetes Webinar 2024 Advancements in Diabetes Webinars

July 24, 2024



# Objectives

- + Learn about the sustainability of the "Healthy Diné Nation Act of 2014", recent developments regarding Community Wellness Projects, and current priorities.
- + Learn about innovation and creativity regarding decolonizing solidarity pertaining to building relationships and collaborations towards tribal healthy communities towards addressing diabetes management.





Website: [dineadvocacy.org](http://dineadvocacy.org)  
Social Media: @DineAdvocacy  
@DineAdvocacy\_DCAA  
Email: [info@dineadvocacy.org](mailto:info@dineadvocacy.org)

## Diné Community Advocacy Alliance (DCAA)

---

Community Advocacy

---

Community Member Mobilization

---

Community connectedness

---

Relational equity

---

Stewardship and leadership

---

Intergenerational knowledge

---

Ancestral wisdom

---

Prophecies

---

Sacred practices and traditions

---

Resiliency and adaptability

# Initiatives *Powered & Actualized* by the People



Elimination of sales tax on fresh fruits, fresh vegetables, nuts, nut butters, seeds, water, emphasizing Diné and Indigenous foods.  
**Enacted: April 22, 2014; Effective: Oct. 1, 2014**



*Healthy Diné Nation Act of 2014: sales tax on Ch'iyáán Bizhool (unhealthy foods high in salt, saturated fat, and sugar). **Enacted: Nov. 21, 2014; Effective: April 1, 2015***

# Ramps, rails and grind boxes shape new skate park in Shiprock

**Noel Lyn Smith** Farmington Daily Times

Published 8:37 a.m. MT Sept. 16, 2020 | Updated 8:37 a.m. MT Sept. 16, 2020

[View Comments](#)



## Community Development: Revenue & Capacity Building vs. Grant

Revenue

Tax Office

Office of the Controller

Division of Community Development

Community Wellness Fund

Disbursement to Chapters

**Community-based Wellness Projects**



What types of  
*Community  
Wellness  
Projects*  
can be funded by  
the Unhealthy  
Foods Tax?

- + Wellness and exercise equipment, supplies;
- + Walking trails, running trails, biking trails;
- + Skate parks, parks, picnic grounds, playgrounds, basketball courts, swimming pools;
- + Health classes, health coaching, traditional, intergenerational, and contemporary wellness workshops, Navajo traditional craft classes;
- + Traditional and non-traditional healthy food preparation classes; food processing and storage facilities; health food initiatives; community food cooperatives;



What types of  
*Community  
Wellness  
Projects*  
can be funded by  
the Unhealthy  
Foods Tax?

- +Recreational, health, youth clubs, library, health education materials;
- +Farming and vegetable gardens, greenhouses, farmers' markets, agricultural projects, equine therapy;
- +Healthy convenience store improvements;
- +Clean water initiatives, clean communities initiatives, recycling initiatives;
- +Emergency preparedness;



What types of  
*Community  
Wellness  
Projects*  
can be funded by  
the Unhealthy  
Foods Tax?

- +Maintenance, conservation, or improvement of any of these projects;
- +Any other community-based wellness projects that are planned, implemented, directed, and reported by members of the Navajo Nation communities;
- +Any matching funds projects

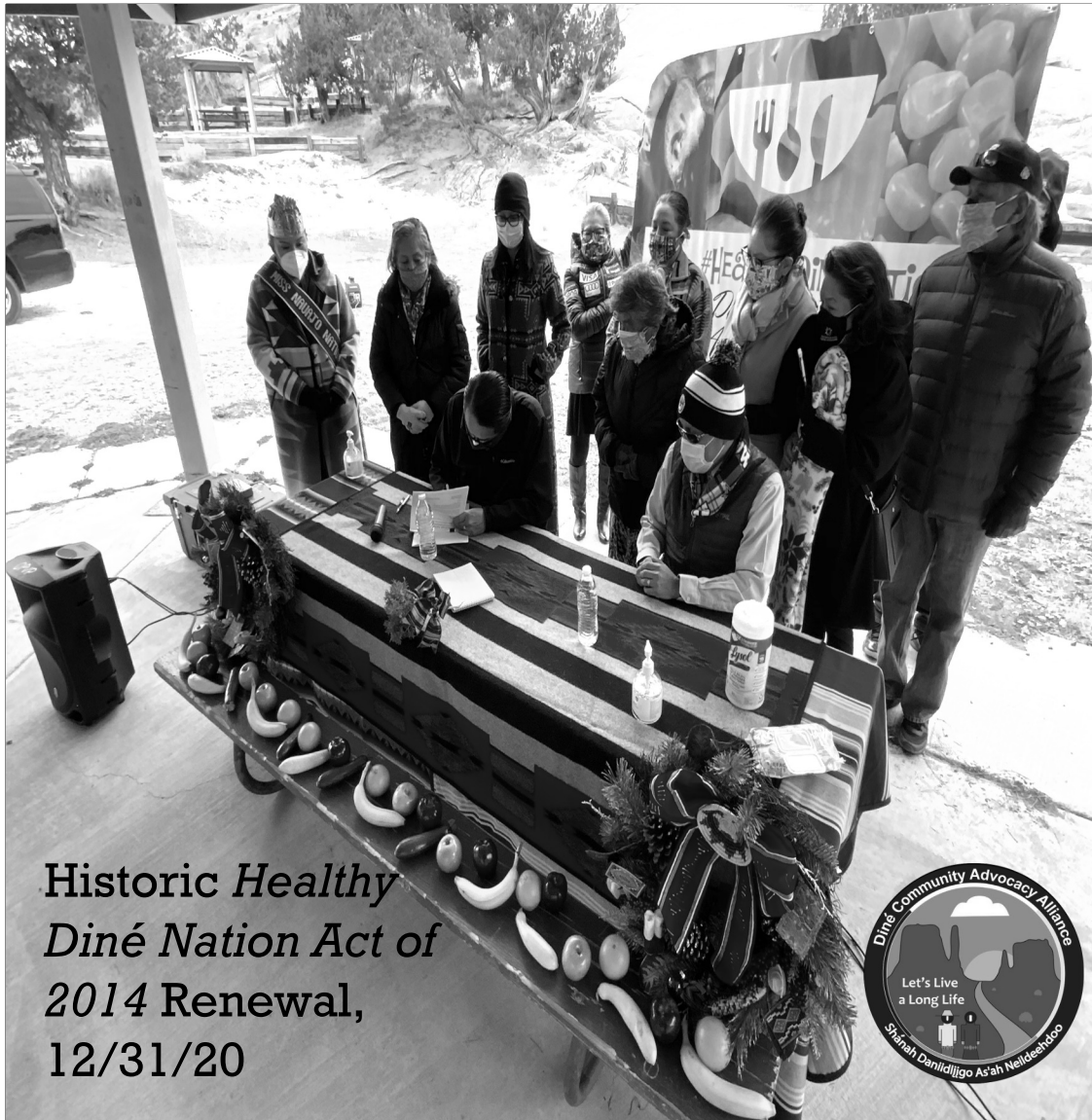




# Diné Champion Leaders

Current Navajo Nation Council  
Delegates Mr. Danny Simpson  
and Ms. Amber Crotty, Former  
Council Delegate Mr. Jonathan  
Hale, Former President Mr.  
Jonathan Nez





Historic *Healthy Diné Nation Act of 2014* Renewal, 12/31/20



Navajo Nation President Jonathan Nez... 7h ... Navajo Nation reauthorizes the Health Diné Nation Act of 2014 to help fight diabetes and other health conditions

# HNDA Revenue

- 80% of revenue from the tax goes into community-based programs
  - 12% permanent fund
  - 2% land acquisition fund
  - 4% veterans trust fund
  - 2% tax administration suspense fund
- Preventing Chronic Disease (PCD) health journal study
    - \$7.5 million revenue generation from 2015 to 2019
    - about \$13,000 per rural community





## FY 2012 - 2022 Tax Revenue Collections

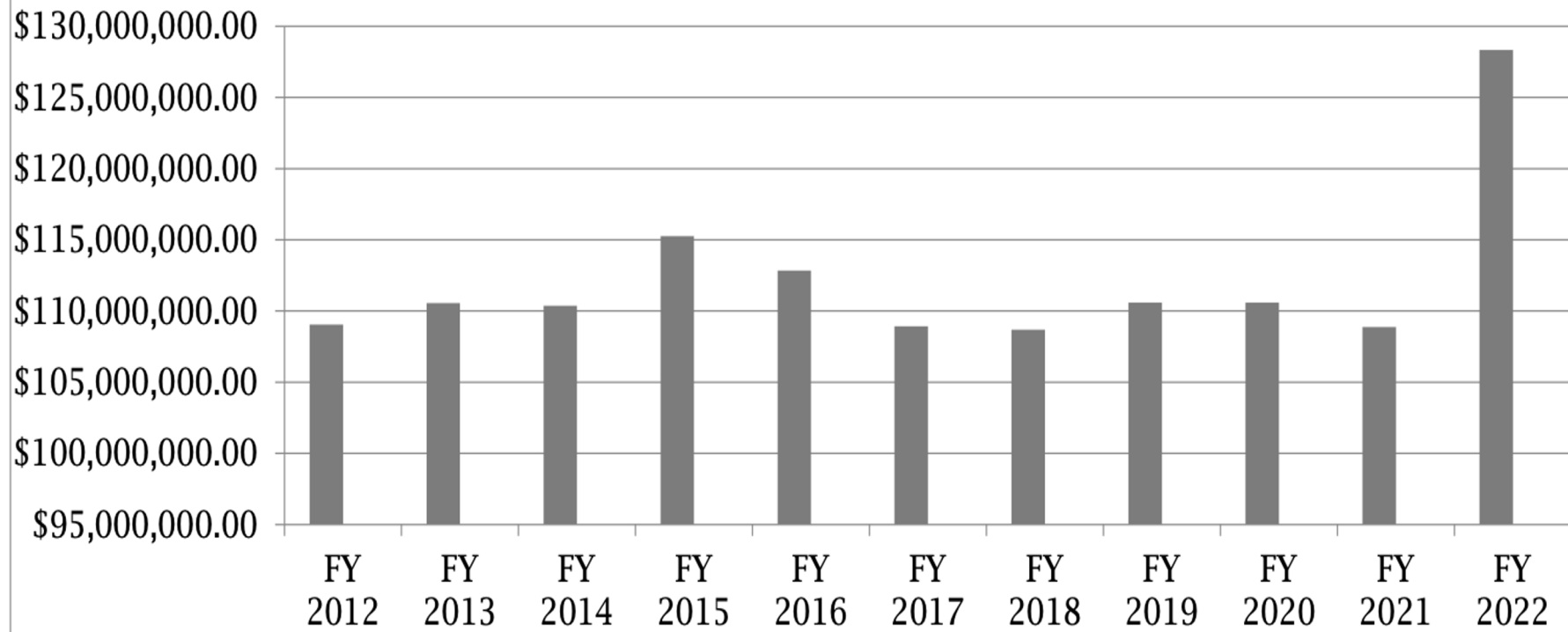
	FY 2012	FY 2013	FY 2014	FY 2015	FY 2016	FY 2017	FY 2018	FY 2019	FY 2020	FY 2021	FY 2022
Possessory Interest	36,595,284	38,311,613	35,141,254	34,941,327	29,416,796	25,430,973	24,231,314	23,838,720	25,083,635	21,192,963	19,879,021
Business Activity	7,638,058	8,240,433	6,329,603	7,768,990	3,910,277	6,523,937	7,413,326	6,874,667	7,303,080	6,137,682	11,046,595
Oil & Gas Severance	9,769,503	9,273,443	10,049,784	6,268,328	3,498,297	4,533,822	5,117,529	4,678,299	3,611,522	6,357,179	7,029,923
Tobacco Products	366,692	606,512	330,385	391,413	227,674	548,705	328,837	342,088	277,775	172,319	216,684
Sales - Non-Retail	30,905,204	29,999,059	33,565,923	40,304,605	49,398,286	44,683,259	42,950,332	43,576,674	46,276,662	51,192,785	59,625,830
Hotel Occupancy	1,459,180	1,635,030	1,890,394	1,938,508	1,488,990	1,546,220	1,446,946	1,521,086	909,937	252,421	1,197,214
Fuel Excise	14,605,548	13,841,494	12,534,371	12,987,794	12,515,702	13,208,779	14,438,784	14,272,586	12,683,917	12,776,683	14,657,765
Sales - Retail	7,699,417	8,645,365	10,530,378	10,320,721	10,422,204	10,525,768	10,846,203	13,662,787	12,008,960	9,371,091	12,413,653
<b>Junk Food</b>	0.00	0.00	0.00	334,083	1,887,323	1,828,011	1,806,137	1,722,365	1,488,985	1,420,166	2,208,200
Alcohol	0.00	0.00	0.00	0.00	65,414	91,591	98,791	98,994	70,317	2,699	68,074
<b>Total</b>	<b>109,038,886</b>	<b>110,552,949</b>	<b>110,372,092</b>	<b>115,255,769</b>	<b>112,830,963</b>	<b>108,921,065</b>	<b>108,678,199</b>	<b>110,588,266</b>	<b>110,588,264</b>	<b>108,875,988</b>	<b>128,342,957</b>

**Office of the Navajo Tax Commission**

# HDNA + Navajo Nation Economic Development



■ FY 2012 - 2022 Tax Revenue Collections



**Office of the Navajo Tax Commission**

FY 2022			
<b>Possessory Interest</b>	19,879,021	←	2
<b>Business Activity</b>	11,046,595	←	5
<b>Oil &amp; Gas Severance</b>	7,029,923	←	6
<b>Tobacco Products</b>	216,684	←	9
<b>Sales - Non-Retail</b>	59,625,830	←	1
<b>Hotel Occupancy</b>	1,197,214	←	8
<b>Fuel Excise</b>	14,657,765	←	3
<b>Sales - Retail</b>	12,413,653	←	4
<b>Junk Food</b>	2,208,200	←	7
<b>Alcohol</b>	68,074	←	10
<b>Total</b>	128,342,957		

Office of the Navajo Tax Commission



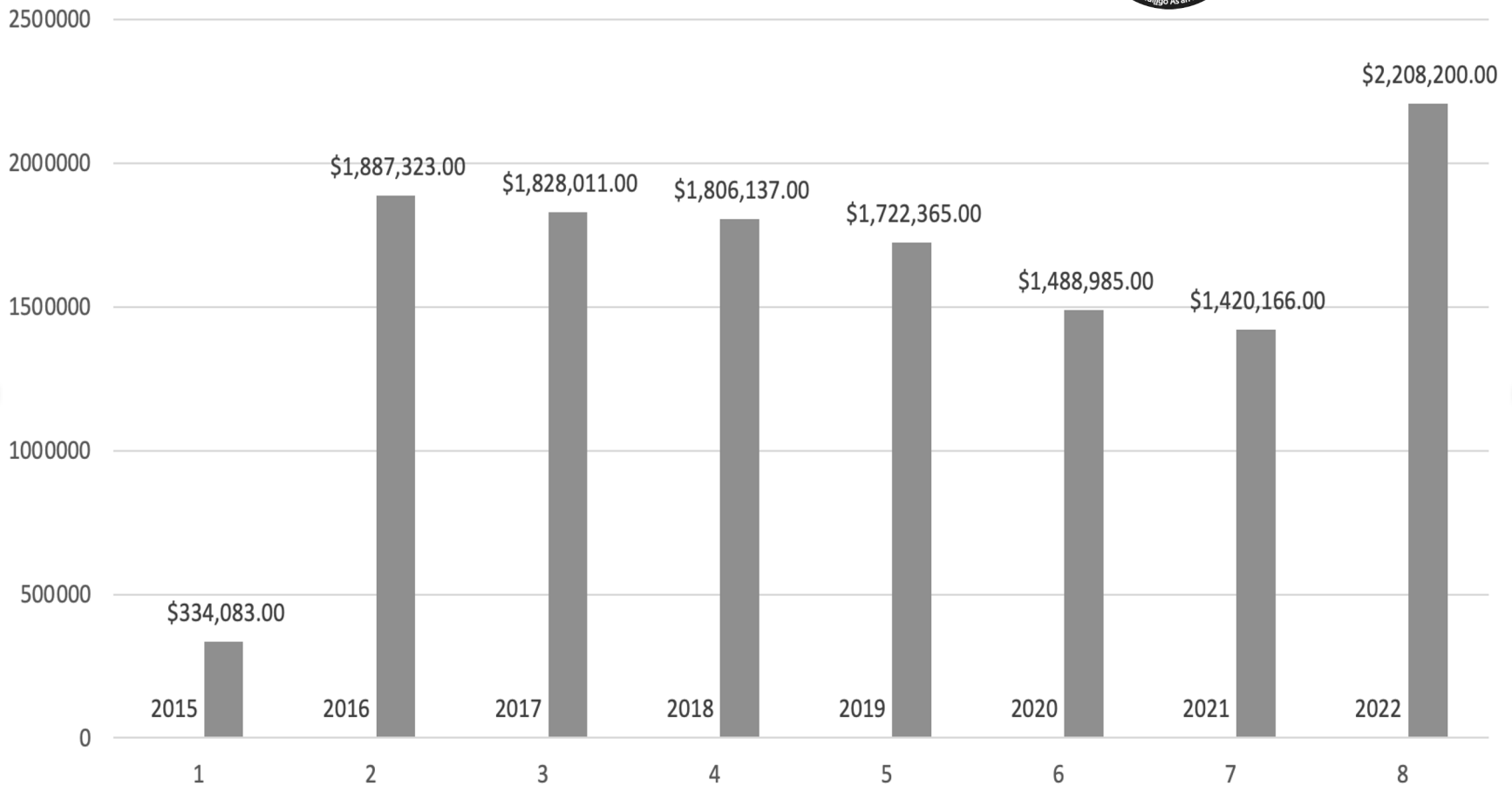
## A look at 8 years

2015	\$	334,083.00
2016	\$	1,887,323.00
2017	\$	1,828,011.00
2018	\$	1,806,137.00
2019	\$	1,722,365.00
2020	\$	1,488,985.00
2021	\$	1,420,166.00
2022	\$	2,208,200.00
<b>Total</b>	<b>\$</b>	<b>12,695,270.00</b>

## HDNA Revenue




# HDNA Revenue (2015-2022)






# Navajo Nation Division of Community Development Public Records



WELCOME TO THE NAVAJO NATION WIND PROJECT:

# WOVEN INTEGRATED NAVAJO DATA



## Wind Users:

Please enter your credentials and sign in below:

Email:

Password:

**SIGN IN**

[Forgot Password?](#)

## Public Records:

There are two ways to search for public records. You may search for reports by a specific application (ICIP, Budget, etc.) or you may search for reports specific to an entity. [Click Here to view Public Records.](#)

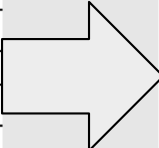
## Navajo Profile

Navajo Nation demographic, socio-economic, and resource data, by chapter, agency, and overall Navajo Nation [Click Here to navigate to Navajo Profile.](#)

## Navajo Nation Division of Community Development – Public Records – Navajo Chapters

### Black Mesa

Fund	Oct	Nov
01 General Activity Fund	7,078.80	7,232.43
02 Personnel/Travel	15,435.56	48,354.18
03 Trust Funds/Land Claims	16,669.74	34,963.46
04 Trust Funds/Chapter Government	0.00	0.00
07 Grazing / Land Official Stipend	468.29	468.29
08 Summer Youth Employment	9,838.75	9,838.75
09 Housing Discretionary	14,047.06	14,307.41
10 Local Governance Grant (LGA)	0.00	0.00
11 Planning Grant	0.00	0.00
12 Chapter Official Stipend	13,817.00	47,350.00
13 Scholarship/General Fund	500.00	13,895.00
14 Scholarship/Claims Fund	-267.00	543.00
15 Public Employment Project (PEP)	16,649.42	42,133.75
16 Veterans	0.00	3,877.00
17 Emergency	8,450.38	23,450.38
18 Federal Funds	0.00	0.00
19 State Funds	0.00	0.00
20 County Funds	0.00	29.03
21 Chapter Maintenance & Operation	0.00	0.00
22 Navajo Nation General Funds (\$25,000 Supplemental)	101,757.63	101,757.63
23 Navajo Nation Sales Tax	247,752.58	242,251.98
24 Navajo Nation General Fund (\$100,000 Supplemental)	0.00	0.00



### Fund Balances For Fiscal Year 2024

25 Capital Improvement Outlay (\$180,000 Supplemental)	0.00	0.00						
26 Farm Board Stipend	0.00	0.00						
27 Navajo Nation General Fund (\$200,000 Supplemental)	81,851.70	81,851.70						
28 Chapter Projects	0.00	0.00						
29 LGA Trust Funds	0.00	0.00						
30 Special Revenue for Capital Outlay	0.00	0.00						
34 Agriculture Infrastructure Fund	0.00	0.00						
40 Unhealthy Food Tax	108,799.09	108,799.09						
Other Fund - BM Solar Project	29,956.76	31,038.34						
Other Fund								
Other Fund								
Other Fund								
Other Fund								
Other Fund								
Other Fund								
Other Fund								
Other Fund								
Other Fund								
Other Fund								
Other Fund								
SubTotal	672,805.76	812,141.42	0.00	0.00	0.00	0.00	0.00	0.00
80 General Fixed Assets								
SubTotal	0.00	0.00	0.00	0.00	0.00	0.00	0.00	0.00
Total	672,805.76	812,141.42	0.00	0.00	0.00	0.00	0.00	0.00

**ALLOCATION REPORT Healthy Dine Act FY'22 Revenue for FY'23 Distr**

**Chinle Agency**

	<b>Sub Total</b>	<b>Grand Total</b>	<b>Unhealthy Food Tax</b>
Black Mesa	18,300	18,300	18,300
Blue Gap/Tachee	22,215	22,215	22,215
Chinle	53,206	53,206	53,206
Forest Lake	18,330	18,330	18,330
Hard Rock	21,370	21,370	21,370
Lukachukai	25,059	25,059	25,059
Many Farms	27,563	27,563	27,563
Nazlini	21,978	21,978	21,978
Pinon	30,613	30,613	30,613
Round Rock	22,617	22,617	22,617
Tsaile/Wheat fields	27,491	27,491	27,491
Tse Ch'izhí (Rough Rock)	21,288	21,288	21,288
Tselani/Cottonwood	25,801	25,801	25,801
Whippoorwill	22,205	22,205	22,205
<b>Total</b>	<b>358,036</b>	<b>358,036</b>	<b>358,036</b>

**ALLOCATION REPORT Healthy Dine Act FY'22 Revenue for FY'23 Distr**

**Eastern Agency**

Alamo	2,435	2,435	2,435
Baahaali	2,239	2,239	2,239
Baca-Prewitt	2,746	2,746	2,746
Becenti	2,026	2,026	2,026
Casamero Lake	1,892	1,892	1,892
Chichiltah	2,998	2,998	2,998
Church Rock	3,620	3,620	3,620
Counselor	1,810	1,810	1,810
Crownpoint	2,563	2,563	2,563
Huerfano	3,177	3,177	3,177
Iyanbito	2,126	2,126	2,126

**Eastern Agency**

	<b>Sub Total</b>	<b>Grand Total</b>	<b>Unhealthy Food Tax</b>
Lake Valley	1,670	1,670	1,670
Littlewater	1,980	1,980	1,980
Manuelito	2,127	2,127	2,127
Mariano Lake	2,207	2,207	2,207
Nageezi	2,328	2,328	2,328
Nahodishgish	1,787	1,787	1,787
Ojo Encino	1,931	1,931	1,931
Pinedale	2,598	2,598	2,598
Pueblo Pintado	1,711	1,711	1,711
Ramah	2,657	2,657	2,657
Rock Springs	2,961	2,961	2,961
Smith Lake	1,904	1,904	1,904
Thoreau	2,744	2,744	2,744
Tohajiilee	2,493	2,493	2,493
Torreon/Star Lake	2,486	2,486	2,486
Tsayatoh	2,259	2,259	2,259
Tse' li'Ahi (Standing Rock)	1,960	1,960	1,960
Tse Lichif (Red Rock)	3,131	3,131	3,131
White Horse Lake	1,850	1,850	1,850
White Rock	1,594	1,594	1,594
<b>Total</b>	<b>72,010</b>	<b>72,010</b>	<b>72,010</b>

## ALLOCATION REPORT Healthy Dine Act FY'22 Revenue for FY'23 Distr

**Fort  
Defiance  
Agency**

	Sub Total	Grand Total	Unhealthy Food Tax
Ganado	18,216	18,216	18,216
Greasewood Springs	16,059	16,059	16,059
Houck	17,425	17,425	17,425
Indian Wells	15,592	15,592	15,592
Jeddito	15,218	15,218	15,218
Kin Dah Lichii (Kinlichee)	18,295	18,295	18,295
Klagetoh	15,067	15,067	15,067
Low Mountain	14,032	14,032	14,032
Mexican Springs	14,787	14,787	14,787
Nahata Dziil	16,375	16,375	16,375
Naschitti	17,432	17,432	17,432
Oak Springs	13,407	13,407	13,407
Red Lake #18	13,299	13,299	13,299
Sawmill	15,858	15,858	15,858
St. Michaels	26,439	26,439	26,439
Steamboat	16,476	16,476	16,476
Teesto	15,074	15,074	15,074
Tohatchi	17,281	17,281	17,281
Tse' Si Ani (Lupton)	13,586	13,586	13,586
White Cone	14,197	14,197	14,197
Wide Ruins	14,909	14,909	14,909
<b>Total</b>	<b>452,256</b>	<b>452,256</b>	<b>452,256</b>

## ALLOCATION REPORT Healthy Dine Act FY'22 Revenue for FY'23 Distr

### Northern Agency

Aneth	14,859	14,859	14,859
Beclabito	9,550	9,550	9,550
Cove	9,251	9,251	9,251
Gadii' Ahi/To'koi	9,383	9,383	9,383
Mexican Water	10,191	10,191	10,191

**Sub Total      Grand Total      Unhealthy Food Tax**

### Northern Agency

Nenahnezad	13,576	13,576	13,576
Newcomb	9,489	9,489	9,489
Red Mesa	13,000	13,000	13,000
Red Valley	11,247	11,247	11,247
Rock Point	12,939	12,939	12,939
San Juan	10,151	10,151	10,151
Shiprock	34,279	34,279	34,279
Teec Nos Pos	11,934	11,934	11,934
Tiis Tsoh Sikaad (Burnham)	9,241	9,241	9,241
Toadlena/Two Grey Hills	10,797	10,797	10,797
Tolikan (Sweetwater)	10,934	10,934	10,934
Tooh' Haltsooi (Sheep Springs)	9,878	9,878	9,878
Tse Alnaozt'ii (Sanostee)	14,314	14,314	14,314
Tse Daa Kaan (Hogback)	13,232	13,232	13,232
Upper Fruitland	17,234	17,234	17,234
<b>Total</b>	<b>255,479</b>	<b>255,479</b>	<b>255,479</b>

**ALLOCATION REPORT Healthy Dine Act FY'22 Revenue for FY'23 Distr**

**Western Agency**

Bodaway-Gap	26,567	26,567	26,567
Cameron	23,304	23,304	23,304
Chilchinbeto	23,240	23,240	23,240
Coalmine Canyon	22,260	22,260	22,260
Coppermine	22,809	22,809	22,809
Dennehotso	26,987	26,987	26,987
Kai' Bii To (Kaibeto)	26,621	26,621	26,621
Kayenta	42,891	42,891	42,891
LeChee	25,576	25,576	25,576

**Western Agency**

	<b>Sub Total</b>	<b>Grand Total</b>	<b>Unhealthy Food Tax</b>
Leupp	27,364	27,364	27,364
Navajo Mountain	20,936	20,936	20,936
Oljato	30,939	30,939	30,939
Shonto	27,708	27,708	27,708
To' Nanees' Dizi'	50,955	50,955	50,955
Tolani Lake	19,773	19,773	19,773
Tonalea/Red Lake	28,883	28,883	28,883
Ts'ah Bii Kin (Inscription House)	22,443	22,443	22,443
Tsidii To'ii (Birdsprings)	21,226	21,226	21,226
<b>Total</b>	<b>490,482</b>	<b>490,482</b>	<b>490,482</b>
<b>Total</b>	<b>1,628,263</b>	<b>1,628,263</b>	<b>1,628,263</b>

**Healthy Dine Act FY'22 Revenue for FY'23 Distr**



**Budget Entry**

**BLACK MESA**

Purchase a small building to keep the chapter exercise equipment in the amount of \$18,300.00

Grant - 8715: Grant Other Supplies Expense Purchase other need supplies for the community demonstration. \$450.00  
 8715 - Grant 6603 Professional Fee Pay Instructor a small fee for demonstrated traditional cooking to the community. \$600.00  
 8715 - Grant 6352 Purchase food (Chapter) Purchase raw food for demonstration to the community members fruits, bananas, apples, orange, grapes, vegetable, cauliflower, carrots, broccoli. \$1,152.00

**ALAMO**

**BAHASTL'AH / TWIN LAKES**

6300	Office Supplies	\$1,000.60	17788.00
6303	Operating Supplies	\$1,000.00	
6322	Diesel Fuel	\$778.00	
6352	Purchase - Food (Chapter)	\$2,000.00	
6501	Repair & Maintenance- Construction Equipment	\$5,000.00	
6603	Other Professional Fees	\$3,000.00	
6813	Infrastructure - Land Improvement	\$5,000.00	

## Healthy Dine Act FY'22 Revenue for FY'23 Distr



**ANETH**

6817 - Matching Funds - Navajo Nation  
 (Swimming Pool conversion to Comm. Development).  
 \$14,859.00


**BODAWAY GAP**

40-6303 Operating Supplies: purchasing of promotional supplies for employee training (YEP and PEP) and community workshops	5000.00
40-6352 Food supplies for community events and summer programs: fruits, nuts, water, etc	5500.00
40-6303 Community clean up supplies: vests, gloves, trash bags, signs, cones, etc	4000.00
40-6380 Building Materials to build an outdoor barbeque pit for traditional food preparations demos, cookouts and other community events	4000.00
40-6302 purchase of Chapter apparel for community events: shirts, hats, visors, bandanas, etc	5567.00
40-6303 Purchase of two-way radios to for communication during community events	2500.00

# Collective empowerment

Research | [Open access](#) | [Published: 13 March 2023](#)

## Centering and collaborating with community knowledge systems: piloting a novel participatory modeling approach

[Yahya Shaikh](#) , [Muzamillah Jeelani](#), [Michael Christopher Gibbons](#), [Denisa Livingston](#), [David Rudyard Williams](#), [Sanith Wijesinghe](#), [Jenine Patterson](#) & [Sybil Russell](#)

[International Journal for Equity in Health](#) **22**, Article number: 45 (2023) | [Cite this article](#)

# Social Determinants of Health Equity



 the praxis project

HEALTHY MARKETING & RETAIL ENVIRONMENT HOUSING JUSTICE  
FAIR & UNBIASED JUSTICE SYSTEM HEALTHCARE JUSTICE CIVIC PARTICIPATION HOPE & EFFICACY  
COMMUNITY SAFETY TRANSPORTATION JUSTICE FOOD JUSTICE REPRODUCTIVE JUSTICE CLEAN WATER, AIR, & SOIL  
ECONOMIC JUSTICE MIGRANT JUSTICE COMMUNITY INFRASTRUCTURE PARKS & REC CONNECTION WITH NEIGHBORS  
VALUED CULTURES & IDENTITIES EDUCATION JUSTICE

**LIBERATION JUSTICE EQUITY**



🌽 Join us!

**#LetsEatIn #LetsEatIndigenous**

Let's Eat In(digenous)  
10-Day Challenge

*Cooking and eating at  
home together!*

*Eating more Indigenous or  
local foods!*

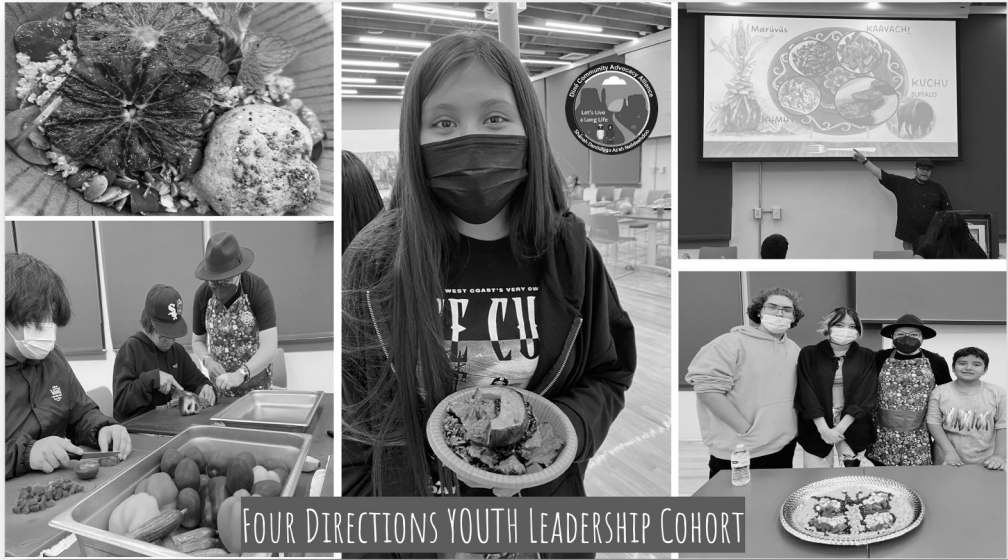
*No take-out :)*



Let's be in community virtually...


@DineAdvocacy





FOUR DIRECTIONS YOUTH LEADERSHIP COHORT

“Sheep is Life” proclamation signed June 15, 2023  
by Navajo Nation President Dr. Buu Nygren

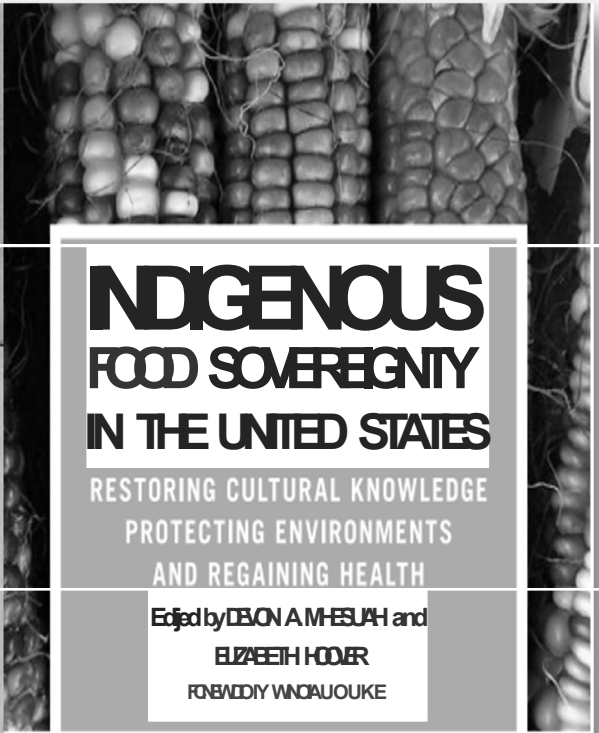


Dr. Buu Nygren



Native Youth in  
Food & Agriculture  
Leadership Summit  
University of  
Arkansas  
School of Law





SASCHA HASELMAYER

# THE SLOW LANE

WHY QUICK FIXES FAIL AND HOW TO ACHIEVE REAL CHANGE

FOREWORD BY ANNEMARIE SLAUGHTER, CEO OF NEW AMERICA



Unfinished conversations:  
On democracy, race,  
the economy,  
and a path forward

By Konstanze Frischen and Michael Zakaras

## INDIGENOUS FOOD SOVEREIGNTY IN THE UNITED STATES

RESTORING CULTURAL KNOWLEDGE  
PROTECTING ENVIRONMENTS  
AND REGAINING HEALTH

Edited by DEON A. MESUAH and  
ELIZABETH HOOPER  
FOUNDED BY WINDY WINDY



# Farmington breaks ground on all-abilities park



## Excitement builds as Boundless Journeys Adventure Park gets underway

By Lenora Lare, Tri-City Record and Debra Mayeux, Tri-City Record

Thursday, Jul 11, 2024 2:44 PM Updated Thursday, Jul. 11, 2024 2:45 PM



# Boundless Adventures Park slated to begin construction early 2024



## Tibbets All Abilities Park Foundation forges ahead, seeks funding

By David Albright Herald Staff Writer

Monday, May 22, 2023 6:23 PM

Jacqlin Aragon | KOB


Updated: July 11, 2024 - 9:39 PM

Published: July 11, 2024 - 7:28 PM



Farmington breaks ground on Phase 1 of all-abilities adventure park



# All Abilities Park



The All Abilities Park will boast amenities such as inclusive and accessible play equipment, a pedestrian path and loop trail, play/activity areas with perimeter fencing and special surfacing, sensory play areas, visual impairment areas, therapeutic elements, outdoor musical instruments, adaptive swings/wheelchair swings, sports areas, shade structures, bathroom facilities with changing amenities, and more. Programming opportunities will include: therapy training for outpatient services, schools, early intervention, therapy dog, day-hab services, and nursing home mobility trips; elderly and pediatric integration programs, wheelchair assessments, kids fitness (obesity and diabetic programs), cardiac patient recovery programs, ambulation training, vestibular input for traumatic brain injuries and those on the autism spectrum, life skills for victims of strokes or those with mental and developmental disabilities, and recreation to include programs such as adaptive yoga, sports, and play.

# Collective Stewardship

- + Addressing the history and ongoing practices of colonization of Indigenous lands and nations
- + Raise awareness of approaches to decolonization/solidarity and indigenization in public health research and practice, including centering Indigenous ways of knowing
- + Implement Indigenous frameworks for social and cultural determinants of health realities from the pandemic challenges, identity and culture, and increase awareness of Indigenous food systems





# Thank you. Ahéhee'.

- + **Denisa Livingston**, MPH, MLS
- + **Email:** [denisaworldwide@gmail.com](mailto:denisaworldwide@gmail.com)
- + **Diné Community Advocacy Alliance (DCAA)**
- + **Email:** [info@dineadvocacy.org](mailto:info@dineadvocacy.org)
- + **Website:** [dineadvocacy.org](http://dineadvocacy.org)
- + **Social Media:** @DineAdvocacy  
@DineAdvocacy\_DCAA
- + **Location:** Diné Nation (Navajo Nation)
- + **Global Recognition:** Successful efforts of the sister laws *Healthy Diné Nation Act of 2014* (unhealthy foods tax that funds Community Wellness Projects) and *Sales Tax Elimination on Healthy Foods and Water*

