



RESOURCE AND PATIENT MANAGEMENT SYSTEM

Clinical Reporting System

(BGP)

Installation Guide and Release Notes

Version 25.1
September 2025

Office of Information Technology
Division of Information Technology

Table of Contents

| | | |
|----------------------------------|---|-----------|
| 1.0 | Release Notes | 1 |
| 1.1 | Key Changes in v25.1..... | 1 |
| 1.1.1 | Logic Changes to National GPRA/GPRAMA Report Measures..... | 1 |
| 1.1.2 | Key Logic Changes to Non-GPRA Measures | 2 |
| 1.1.3 | Additional Key Enhancements and Revisions | 2 |
| 1.1.4 | Feature Numbers Included in Release | 2 |
| 2.0 | Installation Notes..... | 3 |
| 2.1 | CRS Distribution Contents and Required Resources | 3 |
| 2.1.1 | Contents of Distribution | 3 |
| 2.1.2 | Required Resources..... | 3 |
| 2.2 | Visual CRS (GUI) Distribution Contents and Required Resources | 4 |
| 2.2.1 | Contents of GUI CRS Distribution | 4 |
| 2.2.2 | Required Resources for GUI CRS..... | 4 |
| 2.3 | Before You Begin: Installation Issues | 4 |
| 3.0 | Installation Instructions | 5 |
| 3.1 | Installation of the CRS GUI..... | 6 |
| 3.1.1 | Installation on the RPMS Server..... | 6 |
| 3.1.2 | Installation on Each User's (Client) PC..... | 6 |
| 4.0 | Sample Installation..... | 8 |
| 4.1 | Sample Installation of CRS v25.1 on RPMS Server | 8 |
| 4.1.1 | Sample Installation of the CRS GUI | 14 |
| 5.0 | Installation Configuration | 18 |
| Acronym List | | 19 |
| Contact Information | | 20 |

Preface

The Government Performance and Results Act (GPRA) requires federal agencies to report annually on how the agency measured against the performance targets set in its annual plan. The Indian Health Service (IHS) GPRA measures include clinical prevention and treatment, quality of care, infrastructure, and administrative efficiency functions.

The IHS Clinical Reporting System (CRS) is a Resource and Patient Management System (RPMS) software application designed for national reporting, as well as Area Office and local monitoring of clinical GPRA and developmental measures. CRS was first released for FY 2002 performance measures (as GPRA+) and is based on a design by the Aberdeen Area Office (GPRA2000).

This manual provides installation instructions for CRS v25.1. Version 25.1 adds fiscal year (FY) 2025 clinical performance measures to existing FY 2002 through FY 2024 measures.

CRS is the reporting tool used by the IHS Office of Planning and Evaluation to collect and report clinical performance results annually to the Department of Health and Human Services and to Congress.

Each year, an updated version of CRS software is released to reflect changes in the logic descriptions of the different denominators and numerators. Additional performance measures may also be added. Local facilities can run reports as often as desired and can also use CRS to transmit data to their Area Office. The Area Office can use CRS to produce an aggregated Area Office report for either the annual GPRA or the Area Office director performance reports.

CRS produces reports on demand from local RPMS databases for both GPRA and developmental clinical performance measures that are based on RPMS data, thus eliminating the need for manual chart audits for evaluating and reporting clinical measures.

To produce reports with comparable data across every facility, the GPRA measures definitions were translated into programming code with the assistance of clinical subject matter experts. CRS uses predefined taxonomies to find data items in the RPMS Patient Care Component to determine if a patient meets the performance measure criteria. Taxonomies contain groups of codes (e.g., diagnoses or procedures) or site-specific terms. Each performance measure topic has one or more defined denominators and numerators.

Administrative and clinical users can review individual or all measures at any time to:

- Identify potential data issues in their RPMS, for example, missing or incorrect data.

- Monitor their site's performance against past national performance and upcoming agency goals.
- Identify specific areas where the facility is not meeting the measure to initiate business-process or other changes.
- Quickly measure the impact of process changes on performance measures.
- Identify IHS Area Offices meeting or exceeding measures to provide lessons learned.

RPMS CRS Users include:

- Area Office and site quality improvement staff.
- Compliance officers.
- GPRA coordinators.
- Clinical staff, such as physicians, nurses, nurse practitioners, and other providers.
- Area Office directors.
- Any staff involved with quality assurance initiatives.
- Staff who run the various CRS reports.

1.0 Release Notes

This manual provides user instructions on installing v25.1 of the Clinical Reporting System (CRS). The manual provides installation instructions for both the RPMS server-side software and the Visual CRS graphical user interface (GUI).

1.1 Key Changes in v25.1

1.1.1 Logic Changes to National GPRA/GPRAMA Report Measures

- GPRA Developmental Measures:
 - Added the following GPRA Developmental measures:
 - Hepatitis C Screening (Hep C Treatment)
 - Syphilis Screening (Syphilis Treatment)
 - Updated codes and/or logic in the following topics: Statin Therapy to Reduce Cardiovascular Disease Risk in Patients with Diabetes; Influenza; Adult Immunizations; Suicide Risk Assessment; Hepatitis C Screening; Syphilis Screening.
- Statin Therapy to Reduce Cardiovascular Disease Risk in Patients with Diabetes:
 - Updated the following SNOMED data sets: PXRMI BGP ECQM MI, PXRMI BGP ECQM MI, PXRMI BGP ECQM STATIN ADV, PXRMI BGP ECQM BREASTFEED, PXRMI BGP ECQM LIVER DIS, PXRMI BGP IPC HOSPICE, PXRMI BGP ECQM PALLIATIVE ENC
 - Added ICD10 code I24.89 to Ischemic Heart Disease or Other Related Diagnoses definition.
 - Added ICD10 code I20.89 to Stable and Unstable Angina definition.
 - Removed ICD9 codes from the following definitions: Myocardial Infarction (MI); Ischemic Heart Disease or Other Related Diagnoses; Cerebrovascular Disease, Ischemic Stroke or Transient Ischemic Attack (TIA); Atherosclerosis and Peripheral Arterial Disease; Stable and Unstable Angina; CARG Procedure; Carotid Intervention; Statin-associated muscle symptoms.
- Influenza:
 - Added CVX code 320 and CPT G8108 to Influenza Vaccine definition.
- Adult Immunizations:
 - Added CVX code 320 and CPT G8108 to Influenza Vaccine definition.
- Statin Therapy for the Prevention and Treatment of Cardiovascular Disease:

- Updated the following SNOMED data sets: PXRMI BGP ECQM MI, PXRMI BGP ECQM MI, PXRMI BGP ECQM STATIN ADV, PXRMI BGP ECQM BREASTFEED, PXRMI BGP ECQM LIVER DIS, PXRMI BGP IPC HOSPICE, PXRMI BGP ECQM PALLIATIVE ENC
- Added ICD10 code I24.89 to Ischemic Heart Disease or Other Related Diagnoses definition.
- Added ICD10 code I20.89 to Stable and Unstable Angina definition.
- Removed ICD9 codes from the following definitions: Myocardial Infarction (MI); Ischemic Heart Disease or Other Related Diagnoses; Cerebrovascular Disease, Ischemic Stroke or Transient Ischemic Attack (TIA); Atherosclerosis and Peripheral Arterial Disease; Stable and Unstable Angina; CABG Procedure; Carotid Intervention; Statin-associated muscle symptoms.

1.1.2 Key Logic Changes to Non-GPRA Measures

For key logic changes to non-GPRA measures, please refer to the *CRS 2025 (Version 25.1) Selected Measures Report Performance Measure List and Definitions* document located on the CRS website: <https://www.ihs.gov/crs/software/fy25/>.

1.1.3 Additional Key Enhancements and Revisions

None.

1.1.4 Feature Numbers Included in Release

- 111181–Update Manuals - v25.1
- 111184–CRS Routine Updates - v25.1
- 116262–New measure for HCV screening and treatment
- 117043–CRS 25.1 Code Updates
- 117103–Asthma measure updates
- 117142–Update Preventative Care and Screening for Depression and Follow-up Plan measure
- 123649–New measure for Syphilis positive screen and treatment
- 124249–Suicide Risk Assessment Updates

2.0 Installation Notes

Note: Read the entire Notes file prior to attempting any installation.

Prefix: BGP

Current version: 25.1

Note: This distribution of the CRS contains v25.1 of CRS and the GUI front end to the CRS system. The server-side (i.e., “roll-and-scroll” or backend) v25.1 of the package can be installed alone or with both the GUI and the server-side versions. Currently, there is no requirement to install the GUI.

Install v25.1 of CRS (bgp_2510.k) at all sites regardless of whether the site opts to install and use the GUI portion of the package. v25.1 of CRS and the GUI have different requirements; please take note of the requirements section for each piece of the software.

2.1 CRS Distribution Contents and Required Resources

2.1.1 Contents of Distribution

Table 2-1: Contents of Distribution

| File | Description |
|---------------------|---|
| bgp_2510.k | Kernel Installation and Distribution System (KIDS) file containing software |
| bgp_251i.pdf | Installation guide in PDF format (this manual) |
| bgp_251t.pdf | Technical Manual in PDF format |
| bgp_251u.pdf | User Manual in PDF format |
| bgp_251u_visual.pdf | Visual CRS User Manual in PDF format |
| bgp_2510client.zip | Visual CRS software for Client's PC |

2.1.2 Required Resources

- Kernel v8.0 p1018 (XU*8.0*1018) or later
- FileMan v22.0 p1018 (DI*22.0*1018) or later
- Taxonomy v5.1 p65 or later must be installed (atx_0510.65k, atx*5.1*65)

- IHS Clinical Reporting System v25.0 must be installed (bgp_2500.k)

2.2 Visual CRS (GUI) Distribution Contents and Required Resources

2.2.1 Contents of GUI CRS Distribution

- bgp_2510client.zip

The following two files are contained in the zip file:

- bgp_2510setup.exe
- bgp_2510.msi

2.2.2 Required Resources for GUI CRS

Additional requirements for installing and using Visual CRS on a client's PC:

- On the RPMS Server:
 - BMX v4.0
 - IHS Clinical Reporting System v25.1
- On the Client (User's) PC:
 - Windows XP Service Pack 3 or higher
 - Microsoft Office 2003 or later
 - .NET Framework v4.0

Note: If the CRS GUI will not be installed, ignore these requirements.

If the .NET Framework v4.0 is not installed, it will automatically be downloaded and installed when the client installation is started.

2.3 Before You Begin: Installation Issues

1. Make a **copy** of this **distribution** for offline storage.
2. Print all **notes/readme** files.
3. Create a **printed audit trail** in case there are any problems with the installation.

To capture terminal output during the installation, use an auxport printer attached to the terminal on which the installation is being performed.

3.0 Installation Instructions

Note: This installation is a KIDS install. For any questions on how to do a KIDS installation, please contact your Area Office information systems support personnel.

In all UCIs running the IHS CRS:

1. Ensure that **users** are unable to use the **CRS** for the duration of this installation.
2. Save all **routines** (^%RO (CACHE) in the **BGPX*** namespace for use in returning to the prior existing version, if needed.

Note: If this is a first time install there may not be any **BGPX*** routines or there may be just a few of them. If no problems are noted with the new installation, remove saved routines from your system seven to ten days after this install.

3. Install **bgp_2510.k**. This is the **KIDS** file for the **IHS CRS**:
 - a. Load the **distribution** into KIDS using **Option 1** on the **KIDS Installation** menu. The distribution was released in a file named **bgp_2510.k**.
 - b. Verify the **load** using **Option 2** on the **KIDS Installation** menu.
 - c. Consider using **Options 3** and **4** on the **KIDS Installation** menu to print and compare the Transport global.
 - d. Install the **distribution** using **Option 6** on the **Installation** menu.
 - e. To see results, use the **KIDS Install File Print** option to view/print the **IHS CLINICAL REPORTING v25.1** entry.

Note: For assistance with a KIDS install, call the Area Office support personnel.

4. After the install completes, assign security keys, as appropriate, using Table 3-1.

Table 3-1: Assigning security keys

| Name | Descriptive Name | Description |
|----------|-------------------|--|
| BGPZAREA | BGP Area Report | This key unlocks the Area Office report options on the main BGPMENU. Note: This key should be assigned <i>only</i> at the Area Office level. |
| BGPZMENU | BGP Main Menu–CRS | This key unlocks the main CRS menu. It should be assigned to all users who need to run GPRA/CRS reports. |

| Name | Descriptive Name | Description |
|----------------------|---------------------|---|
| BGPZ PATIENT LISTS | BGP Patient Lists | This key allows the holder to obtain patient lists. The patient lists contain sensitive patient/clinical information. This key should be given <i>only</i> to those users who have a need for such information. |
| BGPZ SITE PARAMETERS | BGP Site Parameters | This key should be given to those with authority to update the site parameters. |
| BGPZ TAXONOMY EDIT | BGP Taxonomy Edit | This key should be given <i>only</i> to users who will need to update taxonomies. |

3.1 Installation of the CRS GUI

There are two parts to the CRS GUI install: installation on the RPMS server and installation on the local (client) PC. See the steps below for installation instructions.

3.1.1 Installation on the RPMS Server

1. Make sure **BMX v4.0** is installed in **RPMS** on the **RPMS** server.
2. Make sure **CRS v25.1** is installed in **RPMS** on the **RPMS** server. (See instructions above.)

Note: If a previous version of Visual CRS is being used you will not need to perform Steps 3 and 4. If this is the first time Visual CRS is being used, perform Steps 3 and 4.

3. Assign option **BGPGRPC** as a secondary menu option with a synonym of **BGPG** for each user.
4. Assign option **BMXRPC** as a secondary menu option with a synonym of **BMX** for each user.

3.1.2 Installation on Each User's (Client) PC

1. Place the **bgp_2510client.zip** into a directory of your choice and unzip the file. There are two files included in the zip file: **bgp_2510.msi** and **bgp_2510setup.exe**.
2. Double-click the **bgp_2510setup.exe** file that was distributed with Visual CRS. If asked, accept the License Agreement, and follow the instructions for downloading and installing Microsoft .Net Framework v4.0. This will only occur if the most current version of **Microsoft .Net Framework v4.0** is not on the local PC. This step takes approximately 20–30 minutes over a DSL connection.
3. Follow the prompts on the **Visual CRS Setup** screens and accept all the defaults.

4. Double-click the **Visual CRS shortcut** that displays on the desktop.

| |
|---|
| <p>Note: If this is the first install, a new connection must be added. Refer to the <i>BMX 4.0 User Manual</i> for instructions.</p> |
|---|

5. When the **RPMS Login** window displays, enter the **RPMS access**, and **verify codes** and click **OK**.
6. If data for multiple facilities is stored on the same RPMS database, the **Select Division** window displays. Select a **Division** and click **OK**.

You are now running the Visual CRS software.

4.0 Sample Installation

4.1 Sample Installation of CRS v25.1 on RPMS Server

```
CMBA>D ^XPDKRN
```

```
KIDS 8.0
```

```
Select KIDS OPTION: 1  LOAD A DISTRIBUTION
Enter a Host File: g:\pub\crs\25.1\i1\bgp_2510.k
```

```
KIDS Distribution saved on Jul 09, 2025@09:53:18
Comment: IHS CLINICAL REPORTING V25.1
```

```
This Distribution contains Transport Globals for the following Package(s):
Build IHS CLINICAL REPORTING 25.1 has been loaded before, here is when:
      IHS CLINICAL REPORTING 25.1   Install Completed
                                   was loaded on Jun 12, 2025@15:42:20
```

```
OK to continue with Load? NO// y  YES
```

```
Distribution OK!
```

```
Want to Continue with Load? YES//
Loading Distribution...
```

```
Build IHS CLINICAL REPORTING 25.1 has an Environmental Check Routine
Want to RUN the Environment Check Routine? YES//
      IHS CLINICAL REPORTING 25.1
Will first run the Environment Check Routine, BGPXPOS
```

```
      Patch "XU*8.0*1018" is installed.
      Patch "DI*22.0*1018" is installed.
      Patch "ATX*5.1*65" is installed.
CRS (BGP) Version 25.0 is installed.
```

```
Use INSTALL NAME: IHS CLINICAL REPORTING 25.1 to install this Distribution.
```

```
CMBA>d ^XPDKRN
```

```
KIDS 8.0
```

```
Select KIDS OPTION: INSTALL PACKAGE(S)
Select INSTALL NAME:      IHS CLINICAL REPORTING 25.1      Loaded from Distribution
      7/9/25@09:54:38
=> IHS CLINICAL REPORTING V25.1 ;Created on Jul 09, 2025@09:53:18
```

```
This Distribution was loaded on Jul 09, 2025@09:54:38 with header of
      IHS CLINICAL REPORTING V25.1 ;Created on Jul 09, 2025@09:53:18
It consisted of the following Install(s):
IHS CLINICAL REPORTING 25.1
Checking Install for Package IHS CLINICAL REPORTING 25.1
Will first run the Environment Check Routine, BGPXPOS
```

```
      Patch "XU*8.0*1018" is installed.
      Patch "DI*22.0*1018" is installed.
      Patch "ATX*5.1*65" is installed.
CRS (BGP) Version 25.0 is installed.
```

Install Questions for IHS CLINICAL REPORTING 25.1

Incoming Files:

90241.01 BGP CONTROL FILE (including data)

Note: You already have the 'BGP CONTROL FILE' File.

I will REPLACE your data with mine.

90241.02 BGP SITE PARAMETERS

Note: You already have the 'BGP SITE PARAMETERS' File.

90241.03 BGP SUMMARY CATEGORIES (including data)

Note: You already have the 'BGP SUMMARY CATEGORIES' File.

I will REPLACE your data with mine.

90569.01 BGP 25 MEASURES (including data)

Note: You already have the 'BGP 25 MEASURES' File.

I will REPLACE your data with mine.

90569.02 BGP 25 INDIVIDUAL MEASURES (including data)

Note: You already have the 'BGP 25 INDIVIDUAL MEASURES' File.

I will REPLACE your data with mine.

90569.03 BGP 25 DATA CURRENT

Note: You already have the 'BGP 25 DATA CURRENT' File.

90569.04 BGP 25 DATA PREVIOUS

Note: You already have the 'BGP 25 DATA PREVIOUS' File.

90569.05 BGP 25 DATA BASELINE

Note: You already have the 'BGP 25 DATA BASELINE' File.

90569.06 BGP 25 NATIONAL PATIENT LISTS (including data)

Note: You already have the 'BGP 25 NATIONAL PATIENT LISTS' File.

I will REPLACE your data with mine.

90569.07 BGP 25 SNOMED SUBSETS (including data)

Note: You already have the 'BGP 25 SNOMED SUBSETS' File.

I will REPLACE your data with mine.

90569.08 BGP 25 TAXONOMIES USED (including data)

Note: You already have the 'BGP 25 TAXONOMIES USED' File.

I will REPLACE your data with mine.

90569.1 BGP 25 MEASURE GROUPS (including data)

Note: You already have the 'BGP 25 MEASURE GROUPS' File.

I will REPLACE your data with mine.

| | |
|--|---------------------|
| Installation Guide and Release Notes September 2025 | Sample Installation |
|--|---------------------|

```

Installing PACKAGE COMPONENTS:

Installing SECURITY KEY

Installing INPUT TEMPLATE

Installing PROTOCOL

Installing REMOTE PROCEDURE

Installing LIST TEMPLATE

Installing OPTION
      Jul 09, 2025@09:54:57

Running Post-Install Routine: POST^BGPXPOS
Updating [BGP SUICIDE RISK ASSES CPTS] taxonomy...
Updating [BGP HCV DAA NDC] taxonomy...
Updating [BGP SYPHILIS DXS] taxonomy...
Updating [BGP INTERMITTENT ASTHMA DXS] taxonomy...
Updating [BGP PERSISTENT ASTHMA DXS] taxonomy...
Updating [BGP MILD PERSISTENT ASTHMA DXS] taxonomy...
Updating [BGP MODERATE PER ASTHMA DXS] taxonomy...
Updating [BGP SEVERE PER ASTHMA DXS] taxonomy...
Updating [BGP CD4 LOINC CODES] taxonomy...
Updating [BGP HPV LOINC CODES] taxonomy...
Updating [BGP PQA BETA BLOCKER NDC] taxonomy...
Updating [BGP PQA ARB NEPRILYSIN NDC] taxonomy...
Updating [BGP PQA CCB NDC] taxonomy...
Updating [BGP PQA BIGUANIDE NDC] taxonomy...
Updating [BGP PQA SULFONYLUREA NDC] taxonomy...
Updating [BGP PQA THIAZOLIDINEDIONE NDC] taxonomy...
Updating [BGP PQA DPP IV NDC] taxonomy...
Updating [BGP PQA DIABETES ALL CLASS NDC] taxonomy...
Updating [BGP PQA STATIN NDC] taxonomy...
Updating [BGP PQA ANTIRETROVIRAL NDC] taxonomy...
Updating [BGP PQA NON-WARF ANTICOAG NDC] taxonomy...
Updating [BGP PQA WARFARIN NDC] taxonomy...
Updating [BGP PQA NEBULIZED BRONCHO NDC] taxonomy...
Updating [BGP PQA LA INHALED BRONCHO NDC] taxonomy...
Updating [BGP PQA NON-INFUSED MS NDC] taxonomy...
Updating [BGP PQA INFUSED MS NDC] taxonomy...
Updating [BGP PQA ASTHMA INHALE STER NDC] taxonomy...
Updating [BGP PQA COPD NDC] taxonomy...
Updating [BGP PQA BENZODIAZ OP NDC] taxonomy...
Updating [BGP SYPHILIS NDC] taxonomy...
Updating [BGP PQA RASA NDC] taxonomy...
Updating [BGP PQA OPIOID NDC] taxonomy...
BGP CMS ACEI MEDS CLASS
Creating BGP CMS ACEI MEDS Taxonomy...
BGP CMS BETA BLOCKER CLASS BGP CMS BETA BLOCKER NDC
Creating BGP CMS BETA BLOCKER MEDS Taxonomy...
BGP CMS ANTIBIOTICS MEDS CLASS
Creating BGP CMS ANTIBIOTIC MEDS Taxonomy...
BGP CMS ARB MEDS CLASS
Creating BGP CMS ARB MEDS Taxonomy...

Creating DM AUDIT ASPIRIN DRUGS Taxonomy...
BGP CMS ANTI-PLATELET CLASS
Creating BGP ANTI-PLATELET DRUGS Taxonomy...
BGP HEDIS OSTEOPOROSIS NDC

```

```
Creating BGP HEDIS OSTEOPOROSIS DRUGS Taxonomy...
  BGP ASTHMA CONTROLLER NDC
Creating BGP ASTHMA CONTROLLERS Taxonomy...
  BGP ASTHMA INHALED STEROID VAP
Creating BGP ASTHMA INHALED STEROIDS Taxonomy...
  BGP ASTHMA LEUKOTRIENE NDC
Creating BGP ASTHMA LEUKOTRIENE Taxonomy...
  BGP HEDIS ANTIDEPRESSANT NDC
Creating BGP HEDIS ANTIDEPRESSANT MEDS Taxonomy...
  BGP RA OA NSAID VAPI
Creating BGP RA OA NSAID MEDS Taxonomy...
BGP RA GLUCOCORTICIDS CLASS  BGP RA GLUCOCORTICIDS VAPI
Creating BGP RA GLUCOCORTICIDS MEDS Taxonomy...
  BGP HEDIS ANTIBIOTICS NDC
Creating BGP HEDIS ANTIBIOTICS MEDS Taxonomy...
  BGP HEDIS ASTHMA LEUK NDC
Creating BGP HEDIS ASTHMA LEUK MEDS Taxonomy...
  BGP HEDIS ASTHMA NDC
Creating BGP HEDIS ASTHMA MEDS Taxonomy...
  BGP HEDIS PRIMARY ASTHMA NDC
Creating BGP HEDIS PRIMARY ASTHMA MEDS Taxonomy...
  BGP HEDIS ASTHMA INHALED NDC
Creating BGP HEDIS ASTHMA INHALED MEDS Taxonomy...
  BGP HEDIS BETA BLOCKER NDC
Creating BGP HEDIS BETA BLOCKER MEDS Taxonomy...
  BGP RA IM GOLD NDC
Creating BGP RA IM GOLD MEDS Taxonomy...
  BGP RA AZATHIOPRINE VAPI
Creating BGP RA AZATHIOPRINE MEDS Taxonomy...
  BGP RA LEFLUNOMIDE VAPI
Creating BGP RA LEFLUNOMIDE MEDS Taxonomy...
  BGP RA ORAL GOLD VAPI
Creating BGP RA ORAL GOLD MEDS Taxonomy...
  BGP RA CYCLOSPORINE NDC
Creating BGP RA CYCLOSPORINE MEDS Taxonomy...
  BGP RA METHOTREXATE VAPI
Creating BGP RA METHOTREXATE MEDS Taxonomy...
  BGP RA MYCOPHENOLATE VAPI
Creating BGP RA MYCOPHENOLATE MEDS Taxonomy...
  BGP RA PENICILLAMINE VAPI
Creating BGP RA PENICILLAMINE MEDS Taxonomy...
  BGP RA SULFASALAZINE VAPI
Creating BGP RA SULFASALAZINE MEDS Taxonomy...
BGP THROMBOLYTIC AGENT CLASS
Creating BGP CMS THROMBOLYTIC MEDS Taxonomy...
  BGP HEDIS ANTICHOLINERGIC NDC
Creating BGP HEDIS ANTICHOLINERGIC MEDS Taxonomy...
  BGP HEDIS ANTITHROMBOTIC NDC
Creating BGP HEDIS ANTITHROMBOTIC MEDS Taxonomy...
  BGP HEDIS ANTI-INFECTIVE NDC
Creating BGP HEDIS ANTI-INFECTIVE MEDS Taxonomy...
  BGP HEDIS CARDIOVASCULAR NDC
Creating BGP HEDIS CARDIOVASCULAR MEDS Taxonomy...
  BGP HEDIS CENTRAL NERVOUS NDC
Creating BGP HEDIS CENTRAL NERVOUS MEDS Taxonomy...
  BGP HEDIS NONBENZODIAZ NDC
Creating BGP HEDIS NONBENZODIAZ MEDS Taxonomy...
  BGP HEDIS ENDOCRINE NDC
Creating BGP HEDIS ENDOCRINE MEDS Taxonomy...
  BGP HEDIS GASTROINTESTINAL NDC
Creating BGP HEDIS GASTROINTESTINAL MED Taxonomy...
  BGP HEDIS PAIN NDC
```



```
Creating BGP HEDIS PAIN MEDS Taxonomy...
  BGP HEDIS SKL MUSCLE RELAX NDC
Creating BGP HEDIS SKL MUSCLE RELAX MED Taxonomy...
  BGP HEDIS ACEI NDC
Creating BGP HEDIS ACEI MEDS Taxonomy...
  BGP HEDIS ARB NDC
Creating BGP HEDIS ARB MEDS Taxonomy...
  BGP HEDIS STATIN NDC
Creating BGP HEDIS STATIN MEDS Taxonomy...
  BGP CMS WARFARIN VAPI
Creating BGP PQA WARFARIN MEDS Taxonomy...
  BGP HEDIS ISOTRETINOIN NDC
Creating BGP HEDIS ISOTRETINOIN MEDS Taxonomy...
  BGP HEDIS CONTRACEPTION NDC
Creating BGP HEDIS CONTRACEPTION MEDS Taxonomy...
  BGP PQA OPIOID NDC
Creating BGP PQA OPIOID MEDS Taxonomy...
  BGP PQA BENZODIAZ OP NDC
Creating BGP PQA BENZODIAZ OP MEDS Taxonomy...
  BGP PQA BETA BLOCKER NDC
Creating BGP PQA BETA BLOCKER MEDS Taxonomy...
  BGP PQA RASA NDC
Creating BGP PQA RASA MEDS Taxonomy...
  BGP PQA CCB NDC
Creating BGP PQA CCB MEDS Taxonomy...
  BGP PQA BIGUANIDE NDC
Creating BGP PQA BIGUANIDE MEDS Taxonomy...
  BGP PQA SULFONYLUREA NDC
Creating BGP PQA SULFONYLUREA MEDS Taxonomy...
  BGP PQA THIAZOLIDINEDIONE NDC
Creating BGP PQA THIAZOLIDINEDIONE MEDS Taxonomy...
  BGP PQA STATIN NDC
Creating BGP PQA STATIN MEDS Taxonomy...
  BGP PQA ANTIRETROVIRAL NDC
Creating BGP PQA ANTIRETROVIRAL MEDS Taxonomy...
  BGP PQA SABA NDC
Creating BGP PQA SABA MEDS Taxonomy...
  BGP PQA CONTROLLER NDC
Creating BGP PQA CONTROLLER MEDS Taxonomy...
  BGP ASTHMA LABA NDC
Creating BGP ASTHMA LABA MEDS Taxonomy...
  BGP PQA DPP IV NDC
Creating BGP PQA DPP IV MEDS Taxonomy...
  BGP PQA DIABETES ALL CLASS NDC
Creating BGP PQA DIABETES ALL CLASS Taxonomy...
  BGP PQA NON-WARF ANTICOAG NDC
Creating BGP PQA NON-WARF ANTICOAG MEDS Taxonomy...
  BGP PQA WARFARIN NDC
Creating BGP PQA WARFARIN MEDS Taxonomy...
  BGP PQA COPD NDC
Creating BGP PQA COPD MEDS Taxonomy...
  BGP PQA ASTHMA INHALE STER NDC
Creating BGP PQA ASTHMA INHALE STER MED Taxonomy...
  BGP PQA BENZODIAZ NDC
Creating BGP PQA BENZODIAZ MEDS Taxonomy...
  BGP PQA ARB NEPRILYSIN NDC
Creating BGP PQA ARB NEPRILYSIN MEDS Taxonomy...
  BGP PQA LA INHALED BRONCHO NDC
Creating BGP PQA LA INHALED BRONCHO MED Taxonomy...
  BGP PQA NEBULIZED BRONCHO NDC
Creating BGP PQA NEBULIZED BRONCHO MEDS Taxonomy...
  BGP PQA NON-INFUSED MS NDC
```

```

Creating BGP PQA NON-INFUSED MS MEDS Taxonomy...
  BGP PQA INFUSED MS NDC
Creating BGP PQA INFUSED MS MEDS Taxonomy...
  BGP HEDIS ANTIDEPRESSANT NDC
Creating BGP HEDIS ANTIDEPRESSANT MEDS Taxonomy...
  BGP HCV DAA NDC
Creating BGP HCV DAA MEDS Taxonomy...
  BGP SYPHILIS NDC
Creating BGP SYPHILIS MEDS Taxonomy...
  BGP CMS SMOKING CESSATION VAPI
Creating BGP CMS SMOKING CESSATION MEDS Taxonomy...

Creating BGP CMS SYSTEMIC CHEMO MEDS Taxonomy...

Creating BGP CMS IMMUNOSUPPRESSIVE MEDS Taxonomy...
BGP IPC DEPRESSION RXNORM
Creating BGP IPC DEPRESSION MEDS Taxonomy...
BGP IPC ABOVE NORMAL RXNORM
Creating BGP IPC ABOVE NORMAL MEDS Taxonomy...
BGP IPC BELOW NORMAL RXNORM
Creating BGP IPC BELOW NORMAL MEDS Taxonomy...
BGP ECQM DEMENTIA RXNORM
Creating BGP ECQM DEMENTIA MEDS Taxonomy...
BGP ECQM TOB CESSATION RXNORM
Creating BGP ECQM TOB CESSATION MEDS Taxonomy...
Creating/Updating SSC ADA Codes Taxonomy...

Updating Routine file...

Updating KIDS files...

IHS CLINICAL REPORTING 25.1 Installed.
      Jul 09, 2025@09:55:34

Not a VA primary domain

Install Completed

```

Figure 4-1: Sample installation for IHS Clinical Reporting package 25.1

4.1.1 Sample Installation of the CRS GUI

1. Double-click **bgp_2510setup.exe** to launch the **Indian Health Service CRS Setup Wizard**.

The **Indian Health Service CRS Setup Wizard** dialog displays (Figure 4-2).

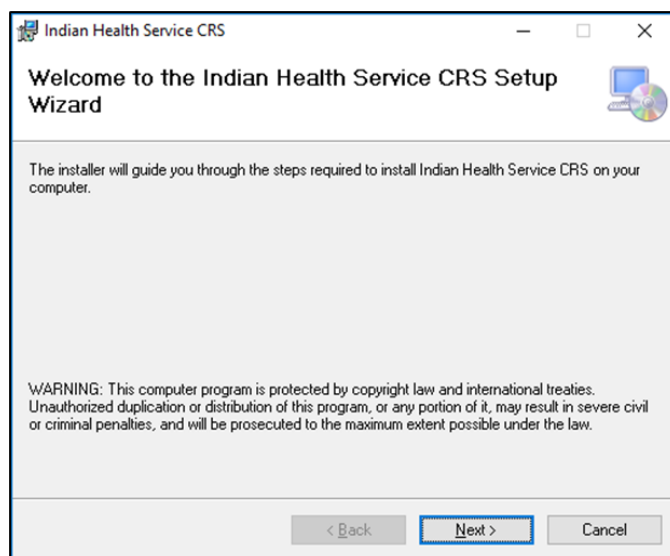


Figure 4-2: Indian Health Service CRS Setup Wizard, Welcome dialog

2. Click **Next** on the **Setup Wizard** dialog to display the **Select Installation Folder** dialog (Figure 4-3).

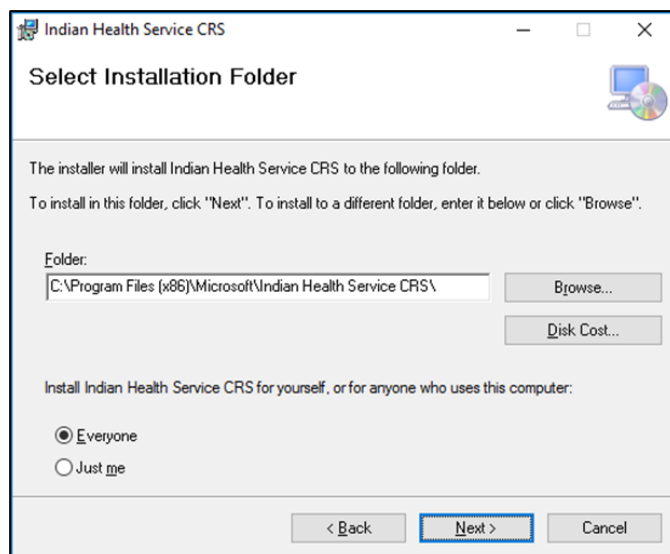


Figure 4-3: Indian Health Service CRS Setup Wizard, Select Installation Folder dialog

3. Click **Next** to display the **Confirm Installation** dialog (Figure 4-4).

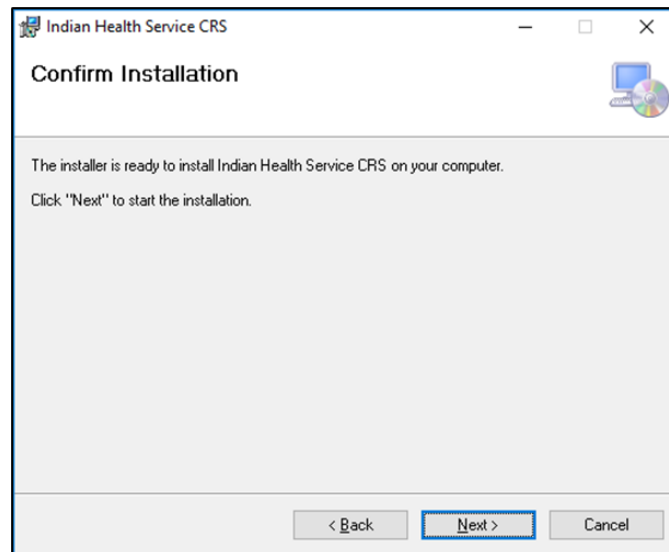


Figure 4-4: Indian Health Service CRS Setup Wizard, Confirm Installation dialog

4. Click **Next** to display the **Installing Indian Health Service CRS** dialog (Figure 4-5).

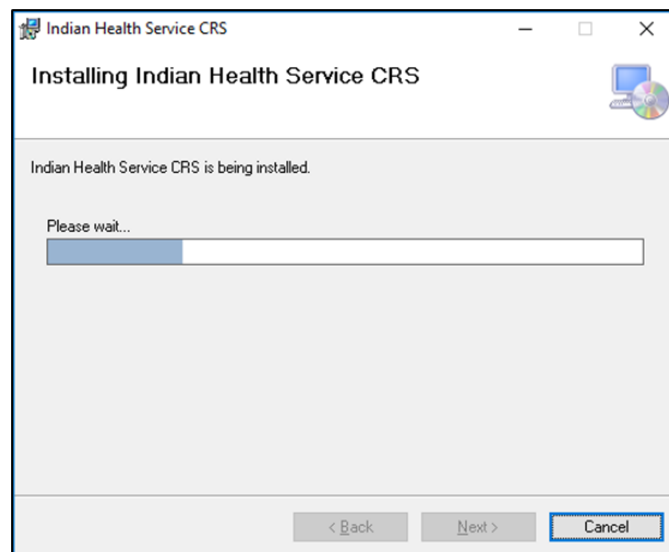


Figure 4-5: Indian Health Service CRS Setup Wizard, Installing Visual CRS dialog

5. Wait while the application installs. When the installation is complete, the **Installation Complete** dialog displays (Figure 4-6).

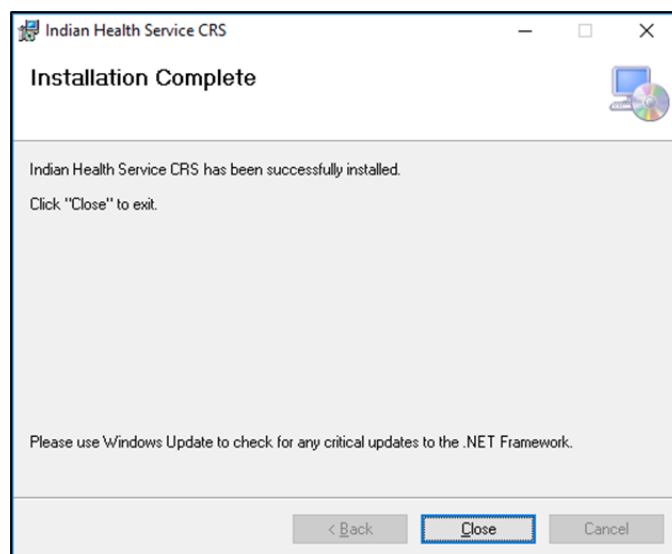


Figure 4-6: Indian Health Service CRS Setup Wizard, Installation Complete dialog

6. Click **Close**.

A desktop shortcut named **CRS 25.1** should now be available. Refer to the user manual for instructions on use of the **Visual CRS** application.

5.0 Installation Configuration

The requirements for successful installation are listed in **Section 2.1.2 (KIDS build)** and **Section 2.2.2 (GUI install)**. There are no other reference materials other than this installation manual.

Acronym List

| Acronym | Definition |
|---------|--|
| BNI | Brief Negotiated Interview |
| CPT | Current Procedural Terminology |
| CRS | Clinical Reporting System |
| eCQM | Electronic Clinical Quality Measures |
| ENDS | Electronic Nicotine Delivery Systems |
| FY | Fiscal Year |
| GPRA | Government Performance and Results Act |
| GPRAMA | GPRA Modernization Act |
| GUI | Graphical User Interface |
| HEDIS | Healthcare Effectiveness Data and Information Set |
| ICD | International Classification of Diseases |
| IHS | Indian Health Service |
| IPC | Improving Patient Care |
| KIDS | Kernel Installation and Distribution System |
| LDL | Low-Density Lipoprotein |
| PPN | Patient Preferred Name |
| RPMS | Resource and Patient Management System |
| SBIRT | Screening, Brief Intervention, and Referral to Treatment |
| SNOMED | Systematized Nomenclature of Medicine |
| SUD | Substance Use Disorder |
| UCI | Unique Client Identifier |

Contact Information

If you have any questions or comments regarding this distribution, please contact the IHS IT Service Desk.

Phone: (888) 830-7280 (toll free)

Web: <https://www.ihs.gov/itsupport/>

Email: itsupport@ihs.gov