



**Indian Health Service
5300 Homestead Rd. NE
Albuquerque, NM 87110**

To: Director of IHS Maternal & Child Health Program
IHS Area Chief Medical Officers
IHS Area Immunization Coordinators
Tribal Epidemiology Centers

From: Amy Groom, IHS Immunization Program Manager

Subject: Second Quarter FY 2009 Immunization Report (January 1, 2009 – March 31, 2009)
Date: May 14th, 2009

The Indian Health Service, Tribal and Urban Indian immunization programs report on the immunization status of American Indian and Alaska Native (AI/AN) children 3-27 months of age, 19 – 35 months of age, and AI/AN adolescents 13 – 17 years of age. These reports are submitted to the IHS Division of Epidemiology and Disease Prevention on a quarterly basis.

3-27 Month Old Report

The 3 – 27 month report is designed to help programs ensure timely vaccination and identify children who may be falling behind so they can be brought up to date. The criteria listed below are used to monitor coverage in the following age groups:

Age Group	Vaccines	Age Group	Vaccines
3-4 months	<ul style="list-style-type: none"> • DTAP1 • IPV 1 • Hib 1 • Hepatitis B 1 • (PNE1)[†] • (ROTA1)[†] 	16-18 months	<ul style="list-style-type: none"> • DTAP 3 • IPV 2 • MMR 1 • Hib 3 • Hepatitis B 2 • (Varicella)[†] • (PNE4)[†] • (ROTA3)[†]
5-6 Months	<ul style="list-style-type: none"> • DTAP 2 • IPV 2 • Hib 2 • Hepatitis B 2 • (PNE2)[†] • (ROTA2)[†] 	19-23 months	<ul style="list-style-type: none"> • DTAP 4 • IPV 3 • MMR 1 • Hib 3 • Hepatitis B 3 • (Varicella)[†] • (PNE4)[†] • (ROTA3)[†]
7-15 months	<ul style="list-style-type: none"> • DTAP 3 • IPV 2 • Hib 2 • Hepatitis B 2 • (PNE3)[†] • (ROTA3)[†] 	24-27 months	<ul style="list-style-type: none"> • DTAP 4 • IPV 3 • MMR 1 • Hib 3 • Hepatitis B 3 • (Hepatitis A1)[†] • (Varicella)[†] • (PNE4)[†] • (ROTA3)[†]

† Not included in Age appropriate immunization coverage calculations

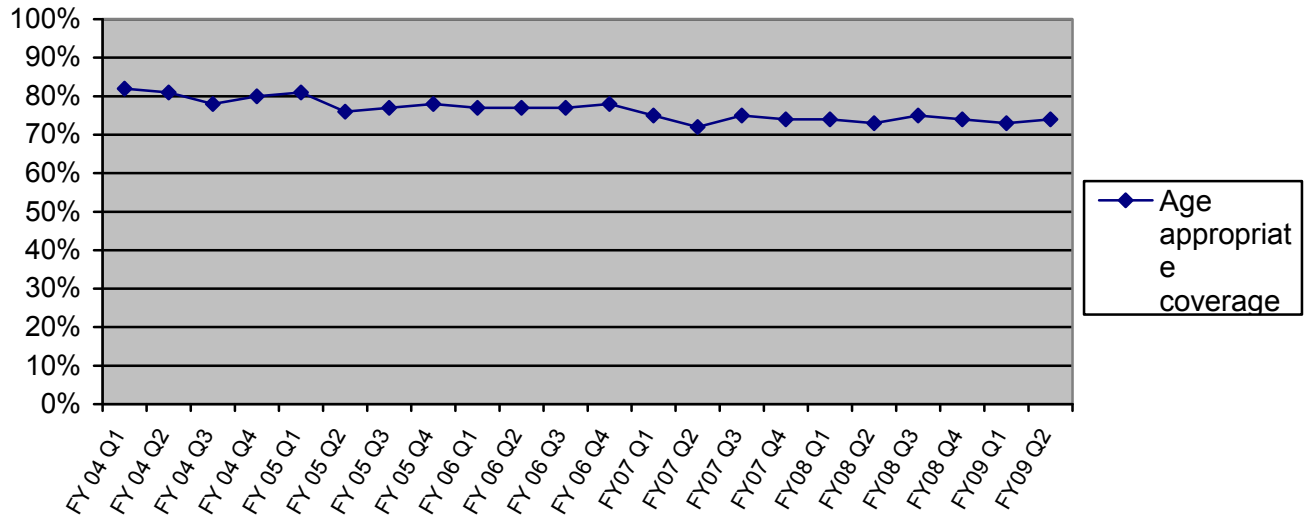
Pneumococcal conjugate vaccine (PNE), rotavirus vaccine (ROTA), varicella vaccine (VAR) and hepatitis A, though recommended, are not included in overall age appropriate coverage calculations. Data on PNE, ROTA, VAR and hepatitis A vaccine coverage are reported where available.

Summary

For FY 2009 Q2, 12 IHS Areas submitted immunization reports from IHS, Tribal, and Urban Indian health centers (I/T/U). This composite report provides information on the immunization status of 33,686 children 3-27 months old. Of these, 25,060 or 74% received all age-appropriate vaccinations compared to 73% (24,886/34,154) of children 3-27 months in the 1st Quarter of FY 2009 [Figure 1]. Coverage by Area is included in the spreadsheet.

Figure 1

Age Appropriate Immunization Coverage 3 - 27 months FY 2004 Q1 - FY 2009 Q2



Two Year Old Report

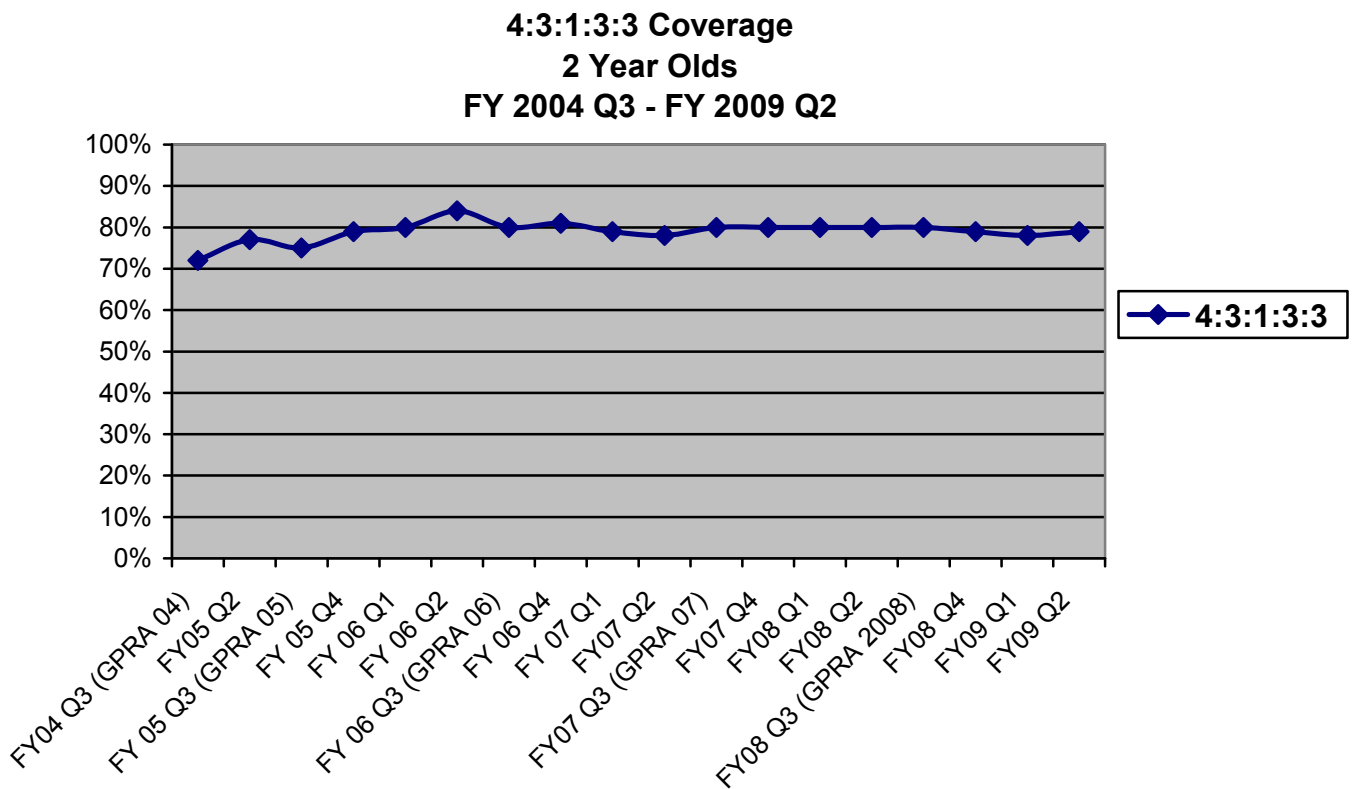
The Two year old reports (children 19-35 months old) are used to monitor progress towards the GPRA childhood immunization indicator.

The 4:3:1:3:3 series (4 DTaP, 3 IPV, 1 MMR, 3 Hib, 3 Hep B) and 4:3:1:3:3:1 (4 DTaP, 3 IPV, 1 MMR, 3 Hib, 3 Hep B , 1 VAR) are used to monitor coverage in this age group; the HP 2010 and GPRA goal is 80% with these 2 series.

4:3:1:3:3 Series

For FY 2009 Q2 the 12 IHS Areas combined reported on 25,078 two year olds. Of these 19,844 or 79%, had completed the 4:3:1:3:3 series compared to 78% (20,047/25,663) in FY 2009 Q1. [Figure 2]. Coverage by Area is included in the spreadsheet.

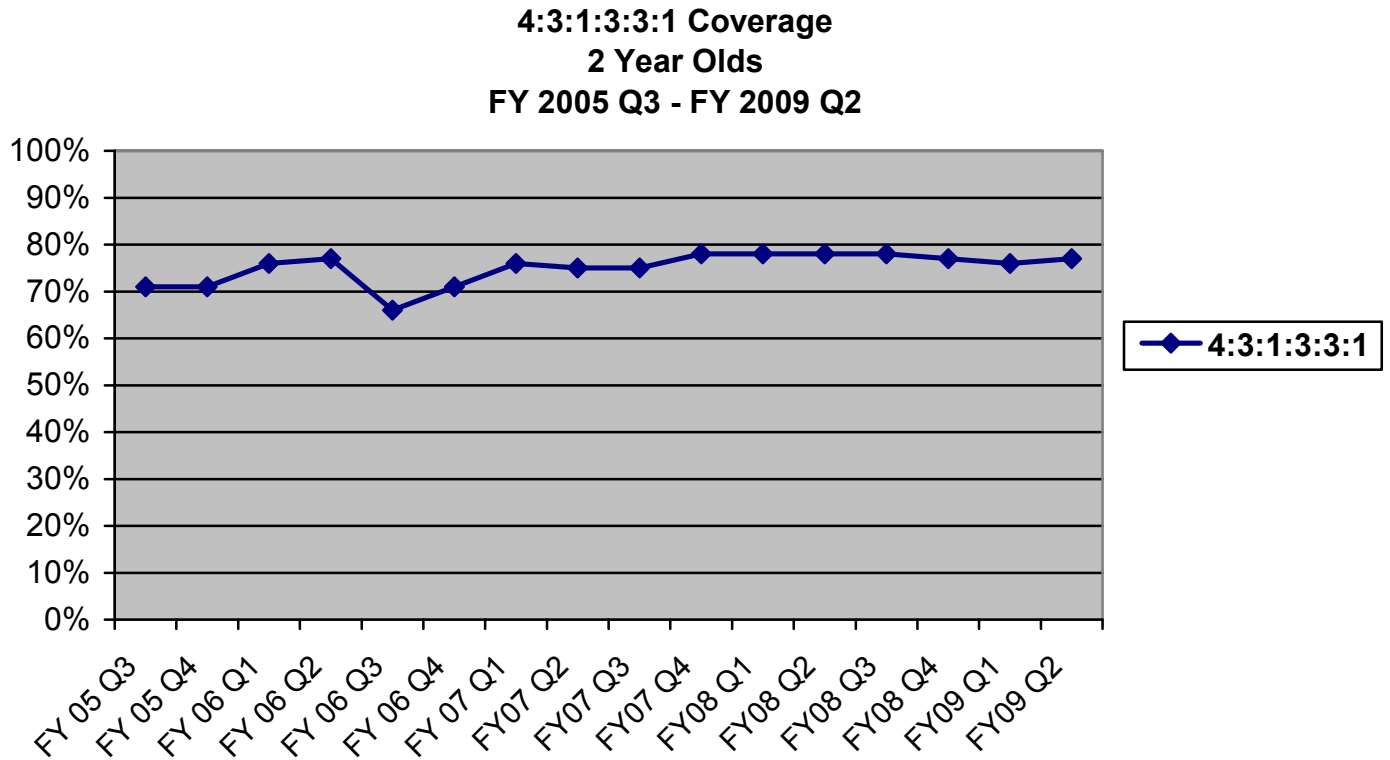
Figure 2



4:3:1:3:3:1 Series

In FY 2009 Q2, 77% (19,397/25,078) of two year olds had completed the 4:3:1:3:3:1 vaccine series compared to 76% (19,591/25,663) in FY 2009 Q1 [Figure 3]. Coverage by Area is included in the spreadsheet.

Figure 3



Adolescent Report

The Adolescent Immunization Report was collected for the first time in FY 2008 Q1. This report collects data on adolescents 13 – 17 years and is designed to monitor uptake of “recently” recommended adolescent vaccines (e.g. tetanus toxoid, reduced diphtheria toxoid and acellular pertussis [Tdap], meningococcal conjugate [MCV4], and human papillomavirus [HPV] vaccines) and monitor coverage in the adolescent population with the following recommended childhood vaccines: 1 dose of Td or Tdap, 3 doses of hepatitis B, 2 doses of MMR, 2 doses of Varicella/Hx of chickenpox. A summary of immunization coverage for 13 year olds and 13 –17 year olds with these vaccines is included below.

Immunization Coverage with Tdap and MCV4 for 13 year olds, Males and Females

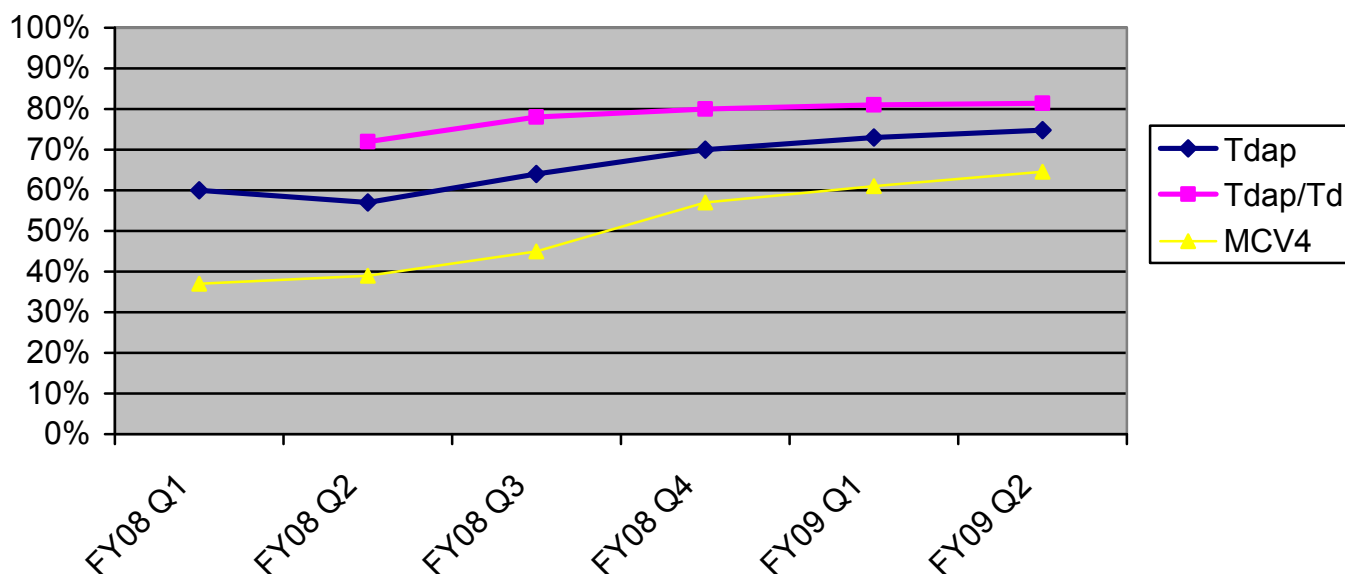
The ACIP recommendation for the routine administration of Tdap vaccine to adolescents was passed in June 2005. The ACIP recommendation for the routine administration of MCV4 vaccine to adolescents was passed in February 2005. The preferred age for the administration of these vaccines is 11 – 12 years of age.

For FY 2009 Q2 the 12 IHS Areas combined reported on 12,364 thirteen year olds compared to 12,143 thirteen year olds in FY 2009 Q1. Of those, 75% (9,251/12,364) had received 1 dose of Tdap vaccine, 81% (10,063/12,364) had received 1 dose of Tdap/Td vaccine and 65% (7,985/12,364) had received 1 dose of MCV4 vaccine. By comparison, in FY 2009 Q1 73% (8,917/12,143) of 13 years olds had received 1 dose of Tdap vaccine, 81% (9,862/12,143) received 1 dose of Tdap/Td vaccine and 61% (7,422/12,143) had received 1 dose of MCV4 vaccine. [Figure 4].

In FY 2009 Q2, coverage by Area ranged from 44% - 86% for Tdap, 53% - 91% for Tdap/Td, and 32% - 81% for MCV4. Coverage by Area is included in the spreadsheet.

Figure 4

Tdap, Tdap/Td, and MCV4 Coverage for 13 year olds
FY 2008 Q1 - FY 2009 Q2

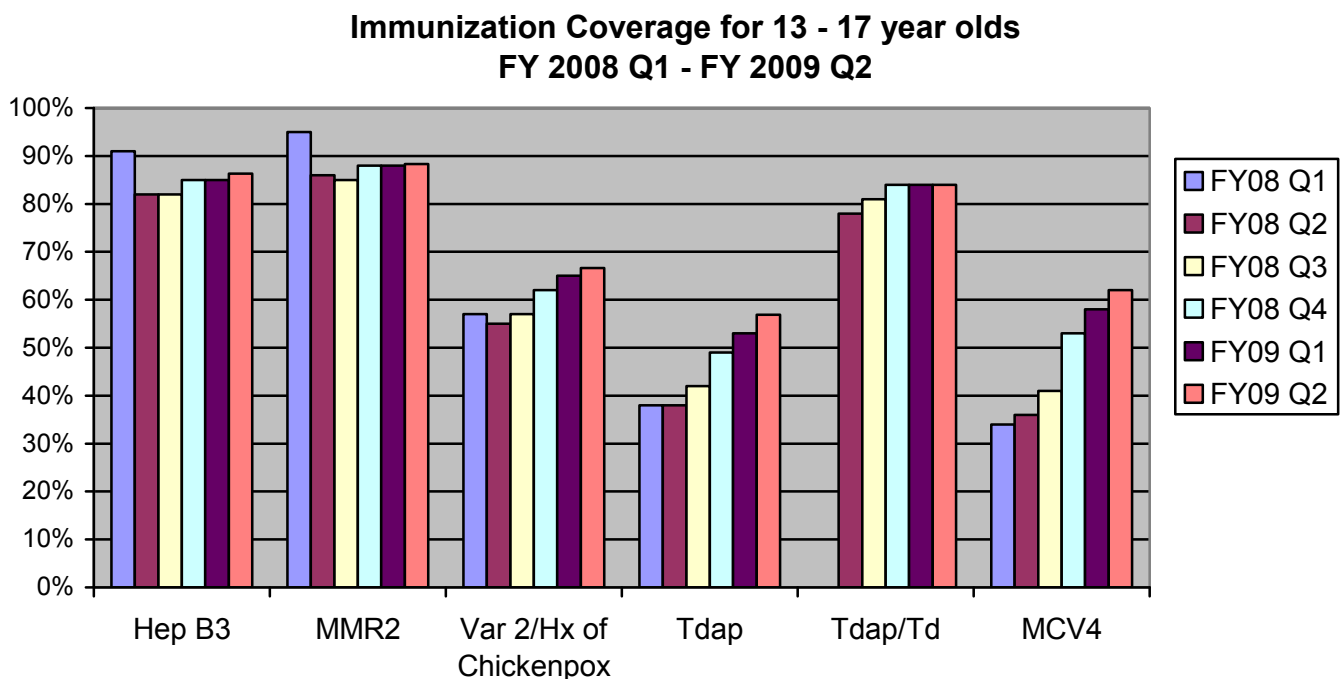


Immunization Coverage for 13 – 17 year olds, Males and Females

For FY 2009 Q2 the 12 IHS Areas combined reported on 60,560 13 – 17 year olds compared to 59,856 in FY 2009 Q1. Of those, 86% (52,251/60,560) had received 3 doses of hepatitis B vaccine, 88% (53,494/60,560) had received 2 doses of MMR vaccine, 67% (40,329/60,560) had received 2 doses of Varicella vaccine or had a documented history of chickenpox, 57% (34,463/60,560) had received 1 dose of Tdap vaccine, 84% (51,157/60,560) had received 1 dose of Tdap or Td and 62% (37,534/60,560) had received 1 dose of MCV4 vaccine. Coverage by Area is included in the spreadsheet.

For FY 2009 Q1, coverage for 13 – 17 years olds was as follows: 85% (50,948/59,856) with 3 doses of hepatitis B vaccine; 88% (52,391/59,856) with 2 doses of MMR; 65% (38,784/59,856) with 2 doses of Varicella or history of chickenpox; 53% (31,888/59,856) with 1 dose of Tdap vaccine; 84% (50,468/59,856) with 1 dose of Tdap/Td; and 58% (34,879/59,856) with 1 dose of MCV4 vaccine [Figure 5].

Figure 5



HPV Coverage for 13 – 17 year olds, Females Only

The ACIP recommendation for the routine administration of HPV vaccine was passed in June 2006. Routine vaccination is recommended for 11 – 12 year olds, with catch up vaccination for 13 – 26 year olds.

For FY 2009 Q2 the 12 IHS Areas combined reported on 32,823 females 13 – 17 years of age compared to 32,361 in FY 2009 Q1. Of these, 58% (19,013/32,823) had received 1 dose of HPV, 40% (13,024/32,823) had received 2 doses of HPV and 23% (7,590/32,823) had received 3 doses of HPV.

For FY 2009 Q1, 55% (17,938/32,361) of females received 1 dose of HPV, 36% (11,659/32,361) received 2 doses of HPV, and 18% (5,790/32,361) received 3 doses of HPV [Figure 6].

For FY 2009 Q2, Coverage by Area ranged from 48% - 84% for HPV1, 32% - 63% for HPV2, and 18% – 37% for HPV 3. Coverage by Area is included in the spreadsheet.

Figure 6

HPV Coverage for Females 13 - 17 years
FY 2008 Q1 - FY 2009 Q2

