



**Indian Health Service
5300 Homestead Rd. NE
Albuquerque, NM 87110**

To: Director of IHS Maternal & Child Health Program
IHS Area Chief Medical Officers
IHS Area Immunization Coordinators
Tribal Epidemiology Centers

From: Amy Groom, IHS Immunization Program Manager

Subject: First Quarter FY 2011 Immunization Report (October 1, 2010 – December 31, 2010)

Date: March 23, 2011

The Indian Health Service, Tribal and Urban Indian immunization programs report on the immunization status of American Indian and Alaska Native (AI/AN) children 3-27 months of age, 19 – 35 months of age, and AI/AN adolescents 13 – 17 years of age. They also report on influenza vaccine coverage for all age groups. These reports are submitted to the IHS Division of Epidemiology and Disease Prevention on a quarterly basis.

Eleven of the 12 IHS Areas submitted data for this report. Due to database transition issues, the Tucson Area was not able to report this quarter.

3-27 Month Old Report

The 3 – 27 month report is designed to help programs ensure timely vaccination and identify children who may be falling behind so they can be brought up to date. The criteria listed below are used to monitor coverage in the following age groups:

Age Group	Vaccines	Age Group	Vaccines
3-4 months	<ul style="list-style-type: none"> • DTAP1 • IPV 1 • Hib 1 • Hepatitis B 1 • PCV1 • (ROTA1)[†] 	16-18 months	<ul style="list-style-type: none"> • DTAP 3 • IPV 2 • MMR 1 • Hib 3 • Hepatitis B 2 • Varicella • PCV4 • (ROTA3)[†]
5-6 Months	<ul style="list-style-type: none"> • DTAP 2 • IPV 2 • Hib 2 • Hepatitis B 2 • PCV2 • (ROTA2)[†] 	19-23 months	<ul style="list-style-type: none"> • DTAP 4 • IPV 3 • MMR 1 • Hib 3 • Hepatitis B 3 • Varicella • PCV4 • (ROTA3)[†]
7-15 months	<ul style="list-style-type: none"> • DTAP 3 • IPV 2 • Hib 2 • Hepatitis B 2 • PCV3 • (ROTA3)[†] 	24-27 months	<ul style="list-style-type: none"> • DTAP 4 • IPV 3 • MMR 1 • Hib 3 • Hepatitis B 3 • Varicella • PCV4 • (ROTA3)[†] • (Hepatitis A1)[†]

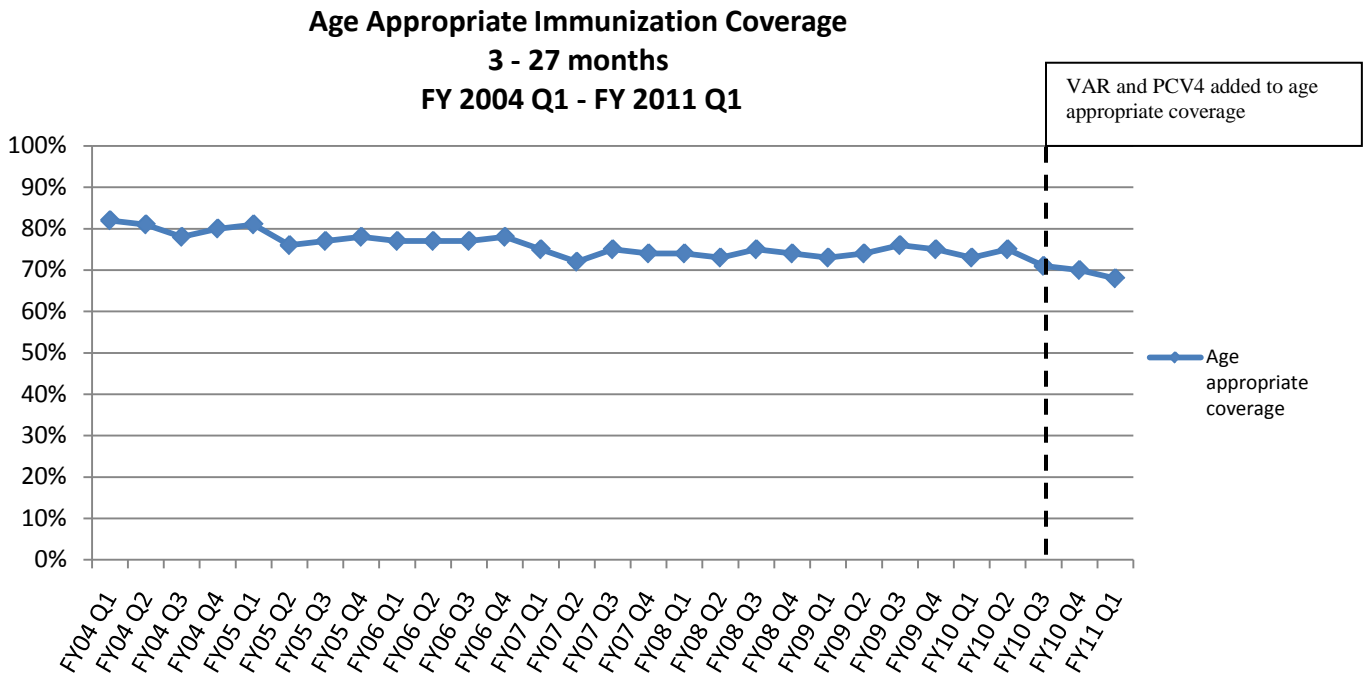
† Not included in Age appropriate immunization coverage calculations

Rotavirus vaccine (ROTA) and hepatitis A, though recommended, are not included in overall age appropriate coverage calculations. Data on ROTA and hepatitis A vaccine coverage are reported where available.

Summary

For FY 2011 Q1, 11 IHS Areas submitted immunization reports from IHS, Tribal, and Urban Indian health centers (I/T/U). Data from the IHS Tucson Area are not included due to database transition issues. This composite report provides information on the immunization status of 31,232 children 3-27 months old. Of these, 21,266 or 68% received all age-appropriate vaccinations compared to 70% (22,191/31,849) of children 3-27 months in the 4th Quarter of FY 2010 [Figure 1]. Coverage by Area is included in the spreadsheet.

Figure 1



Two Year Old Report

The Two year old reports (children 19-35 months old) are used to monitor progress towards the GPRA childhood immunization indicator.

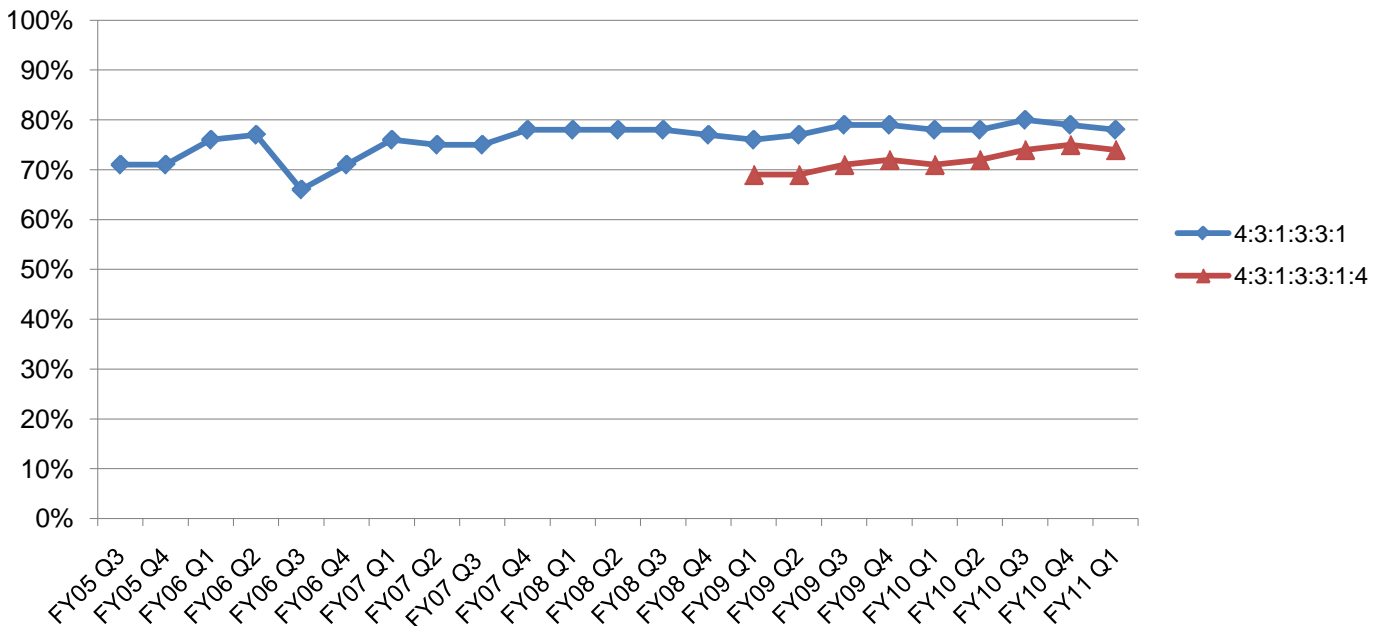
As of 2010, the 4:3:1:3:3:1 (4 DTaP, 3 IPV, 1 MMR, 3 Hib, 3 Hep B, 1 VAR) series is used to monitor coverage in this age group; in 2011, the measure will be expanded to include 4 doses of PCV (4:3:1:3:3:1:4). The HP 2020 goal is 80% with the 4:3:1:3:3:1:4 series, and 90% coverage with each individual vaccine in the series.

4:3:1:3:3:1 and 4:3:1:3:3:1:4 Series

In FY 2011 Q1, 11 IHS Areas completed reports. Overall 78% (17,987/23,026) of two year olds had completed the 4:3:1:3:3:1 vaccine series compared to 79% (19,029/23,958) in FY 2010 Q4 [Figure 2]. For the 4:3:1:3:3:1:4 series, coverage was 74% (17,144/23,026) among two year olds compared to 75% (18,079/23,958) in FY 2010 Q4. Coverage for both series by Area is included in the spreadsheet.

Figure 2

4:3:1:3:3:1 and 4:3:1:3:3:1:4 Coverage 2 Year Olds FY 2005 Q3 - FY 2011 Q1



ADOLESCENT REPORT

IMPORTANT – CHANGES TO THE ADOLESCENT REPORT INCLUSION CRITERIA

The Adolescent Immunization Report was collected for the first time in FY 2008 Q1 and included adolescents manually deemed “active” by the facility. Starting with the FY 2010 Quarter 4 report, the adolescent report inclusion criteria changed. The report now includes all adolescents meeting the electronically-determined “Active Clinical” user definition – i.e. 2 primary care visits in the last 3 years. Because of this change, in this and all future adolescent reports we will include data as of FY 2010 Q4 rather than FY 2008 Q1. In general, the change in the report inclusion criteria resulted in an overall increase in the number of adolescents captured in the reports, and an overall decrease in coverage for most vaccines.

This report collects data on adolescents 13 – 17 years and is designed to monitor uptake of “recently” recommended adolescent vaccines (e.g. tetanus toxoid, reduced diphtheria toxoid and acellular pertussis [Tdap], meningococcal conjugate [MCV4], and human papillomavirus [HPV] vaccines) and monitor coverage in the adolescent population with the following recommended childhood vaccines: 1 dose of Td or Tdap, 3 doses of hepatitis B, 2 doses of MMR, and 2 doses of Varicella/Hx of chickenpox. A summary of immunization coverage for 13 year olds and 13 –17 year olds with these vaccines is included below.

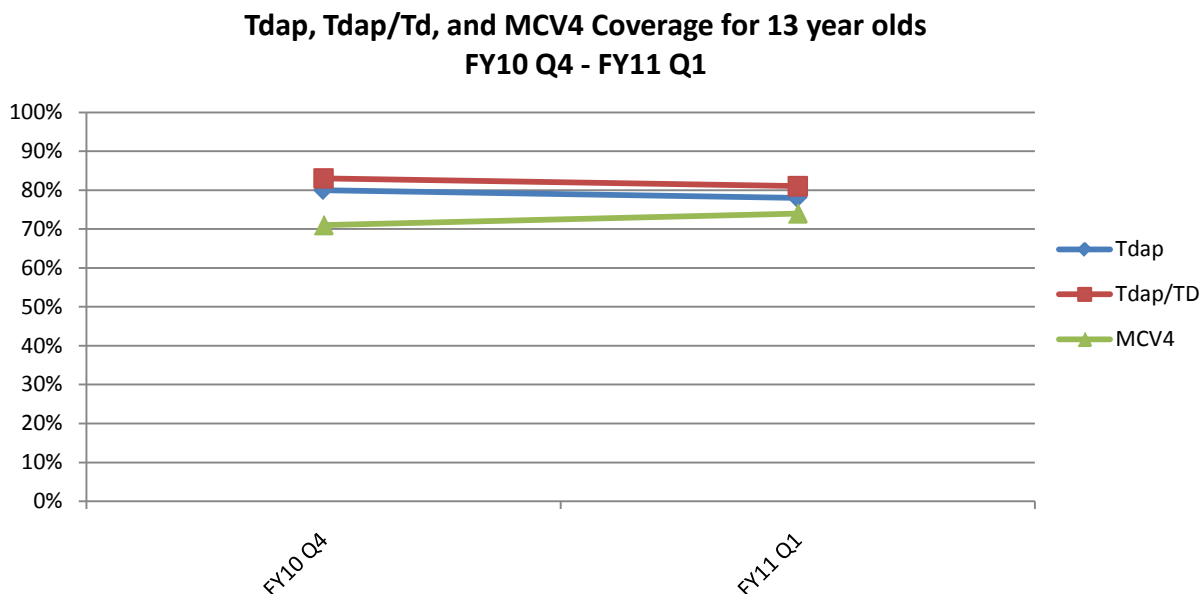
Immunization Coverage with Tdap and MCV4 for 13 year olds, Males and Females

For FY 2011 Q1, the 11 IHS Areas combined reported on 16,256 thirteen year olds compared to 15,570 thirteen year olds in the FY 2010 Q4 report.

For FY 2011 Q1, 78% (12,681/16,256) received 1 dose of Tdap vaccine, 81% (13,208/16,256) received 1 dose of Tdap/Td vaccine and 74% (12,065/16,256) had received 1 dose of MCV4 vaccine [Figure 3].

In FY 2011 Q1, coverage by Area ranged from 61% - 89% for Tdap, 63% - 93% for Tdap/Td, and 54% - 94% for MCV4. Coverage by Area is included in the spreadsheet.

Figure 3

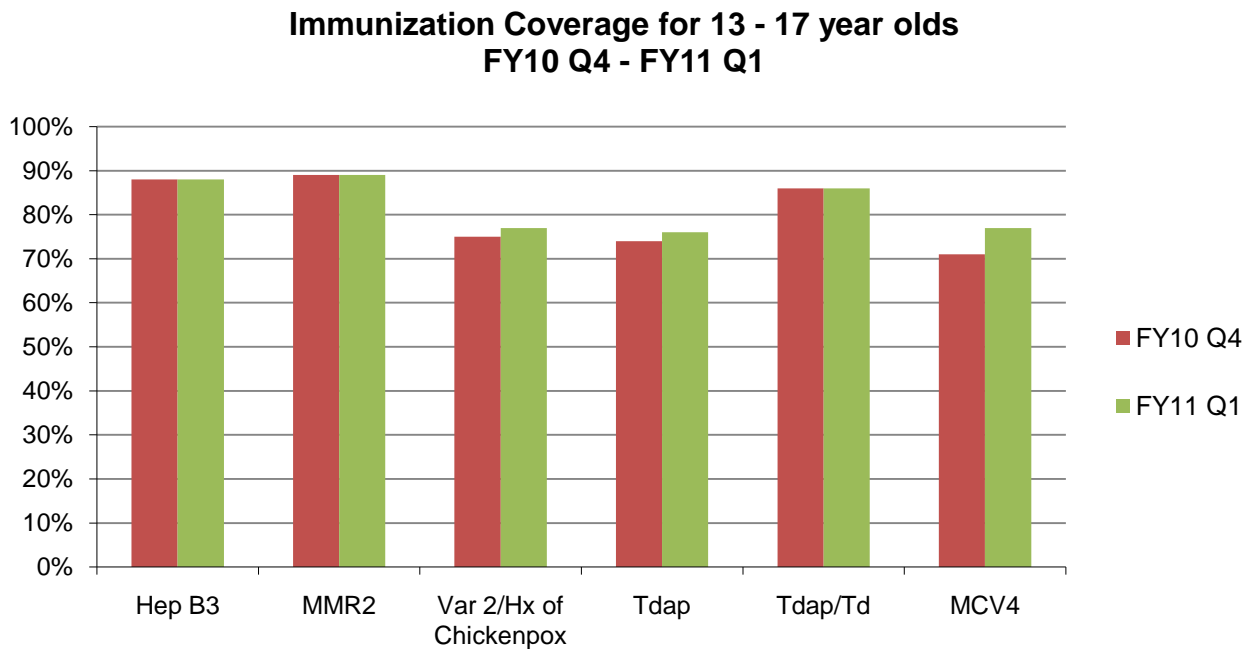


Immunization Coverage for 13 – 17 year olds, Males and Females

For FY 2011 Q1, the 11 IHS Areas combined reported on 79,397 13 – 17 year olds compared to the FY 2010 Q4 report which included 81,137 13 – 17 year olds.

For FY 2011 Q1, 88% (69,895/79,397) received 3 doses of hepatitis B vaccine, 89% (70,787/79,397) received 2 doses of MMR vaccine, 77% (61,219/79,397) received 2 doses of Varicella vaccine or had a documented history of chickenpox, 76% (60,625/79,397) received 1 dose of Tdap vaccine, 86% (68,360/79,397) received 1 dose of Tdap or Td and 77% (61,450/79,397) received 1 dose of MCV4 vaccine. Coverage by Area is included in the spreadsheet [Figure 4].

Figure 4



HPV Coverage for 13 – 17 year olds, Females Only

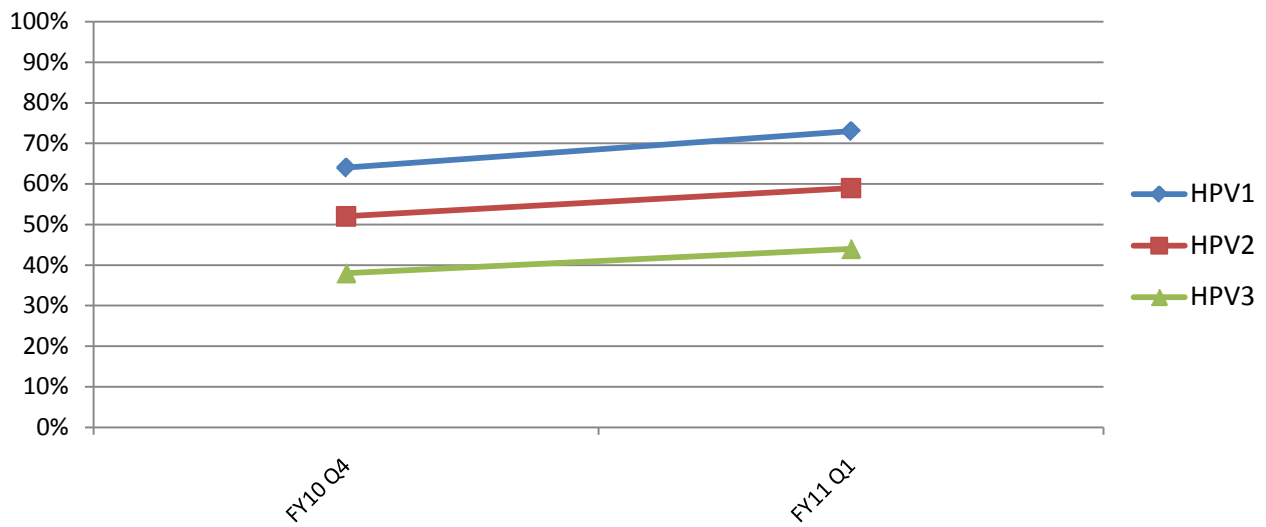
For FY 2011 Q1, the 11 IHS Areas combined reported on 41,248 females 13 – 17 years of age compared to FY 2010 Q4 which included 43,692 females 13-17 years.

For FY 2011 Q1, 73% (29,935/41,248) had received 1 dose of HPV, 59% (24,386/41,248) had received 2 doses of HPV and 44% (18,249/41,248) had received 3 doses of HPV [Figure 5].

For FY 2011 Q1, Coverage by Area ranged from 56% - 83% for HPV1, 42% - 73% for HPV2, and 30% – 59% for HPV 3. Coverage by Area is included in the spreadsheet.

Figure 5

HPV Coverage for Females 13 - 17 years FY10 Q4 - FY11 Q1

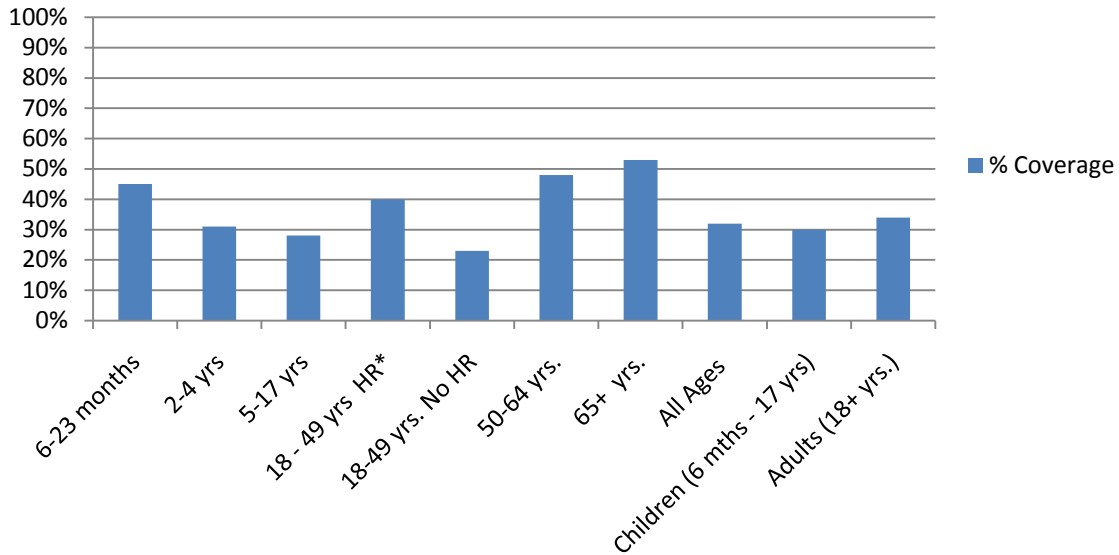


Influenza Vaccine Coverage

For the 2010 – 2011 influenza season, influenza vaccine was recommended for everyone 6 months and older. To monitor the implementation of this recommendation in IHS, a new, all-ages influenza vaccine coverage report was included in the RPMS Immunization Package. Data on influenza vaccines administered as of Dec. 31st, 2010 are included below.

For 2011 Q1, 11 IHS Areas provided an influenza report. Data were collected on 829,704 patients 6 months and older. Overall, 32% of patients received at least 1 dose of influenza vaccine; coverage by the different age/risk groups is included below. Coverage by IHS Area is included in the spreadsheet.

Coverage with 1 dose



*HR = High Risk. Includes patients with 2 visits with an ICD-9 CM diagnosis for a medical condition that increases the risk for influenza-related complications