

To: Director of IHS Maternal & Child Health Program
 IHS Area Chief Medical Officers
 IHS Area Immunization Coordinators
 Tribal Epidemiology Centers

From: Amy Groom, IHS Immunization Program Manager

Subject: Third Quarter FY 2016 Immunization Report (April 1, 2016 – June 31, 2016)

Date: August 17, 2016

The Indian Health Service, Tribal and Urban Indian immunization programs report on the immunization status of American Indian and Alaska Native (AI/AN) children 3-27 months of age, 19 – 35 months of age, Adolescents 13 – 17 years of age and Adults. They also report on influenza vaccine coverage for all age groups. These reports are submitted to the IHS Division of Epidemiology and Disease Prevention on a quarterly basis.

3-27 Month Old Report

The 3 – 27 month report is designed to help programs ensure timely vaccination and identify children who may be falling behind so they can be brought up to date. The criteria listed below are used to monitor coverage in the following age groups:

Age Group	Vaccines	Age Group	Vaccines
3-4 months	<ul style="list-style-type: none"> • DTAP1 • IPV 1 • Hib 1 • Hepatitis B 1 • PCV1 • (ROTA1)[†] 	16-18 months	<ul style="list-style-type: none"> • DTAP 3 • IPV 2 • MMR 1 • Hib 3 • Hepatitis B 2 • Varicella • PCV4 • (ROTA3)[†]
5-6 Months	<ul style="list-style-type: none"> • DTAP 2 • IPV 2 • Hib 2 • Hepatitis B 2 • PCV2 • (ROTA2)[†] 	19-23 months	<ul style="list-style-type: none"> • DTAP 4 • IPV 3 • MMR 1 • Hib 3 • Hepatitis B 3 • Varicella • PCV4 • (ROTA3)[†]
7-15 months	<ul style="list-style-type: none"> • DTAP 3 • IPV 2 • Hib 2 • Hepatitis B 2 • PCV3 • (ROTA3)[†] 	24-27 months	<ul style="list-style-type: none"> • DTAP 4 • IPV 3 • MMR 1 • Hib 3 • Hepatitis B 3 • Varicella • PCV4 • (ROTA3)[†] • (Hepatitis A1)[†]

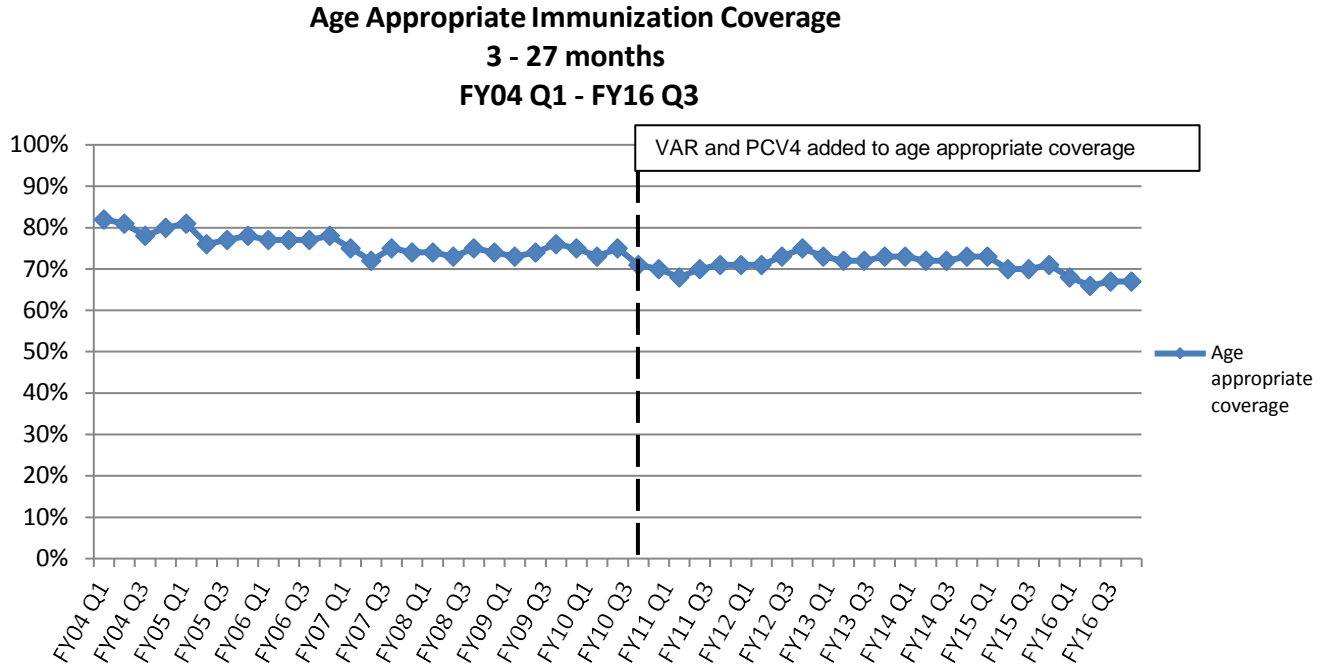
† Not included in Age appropriate immunization coverage calculations

Rotavirus vaccine (ROTA) and hepatitis A, though recommended, are not included in overall age appropriate coverage calculations. Data on ROTA and hepatitis A vaccine coverage are reported where available.

3-27 Month Old Report

For FY 2016 Q3, 12 IHS Areas submitted immunization reports from IHS, Tribal, and Urban Indian health centers (I/T/U). This composite report provides information on the immunization status of 28,071 children 3-27 months old. Of these, 18,829 or 67% received all age-appropriate vaccinations compared to 67% (18,567 /27,555) of children 3-27 months in the 2nd Quarter of FY 2016 [Figure 1]. Coverage by Area is included in the spreadsheet.

Figure 1



Two Year Old Report

The Two year old reports (children 19-35 months old) are used to monitor progress towards the GPRA childhood immunization indicator.

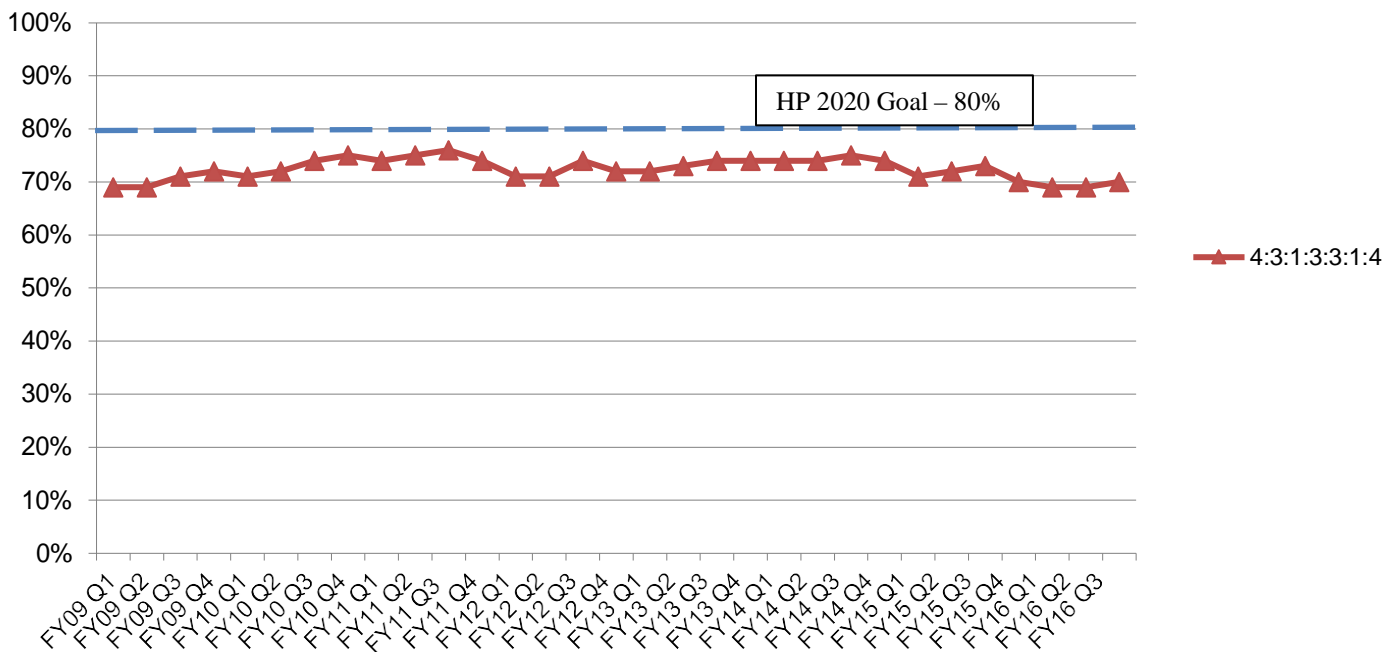
Starting in 2011, the vaccines series measure used to monitor coverage in this age group is, the 4:3:1:3:3:1:4 (4 DTaP, 3 IPV, 1 MMR, 3 Hib, 3 Hep B, 1 VAR, 4 PCV) series. The HP 2020 goal is 80% with the 4:3:1:3:3:1:4 series, and 90% coverage with each individual vaccine in the series.

4:3:1:3:3:1:4 Series

In FY 2016 Q3, 12 IHS Areas completed reports. Overall 70% (14,511/20,854) of two year olds had completed the 4:3:1:3:3:1:4 vaccine series compared to 69% (13,530/19,563) in FY 2016 Q2. Coverage for both series by Area is included in the spreadsheet.

Figure 2

4:3:1:3:3:1:4 Coverage 2 Year Olds FY09 Q1 - FY16 Q3



Adolescent Report

This report collects data on adolescents 13 – 17 years who meet the “Active Clinical User “ definition (e.g. 2 visits in the last 3 years) and is designed to monitor uptake of recommended adolescent vaccines (e.g. tetanus toxoid, reduced diphtheria toxoid and acellular pertussis [Tdap], meningococcal conjugate [MCV4], and human papillomavirus [HPV] vaccines) and monitor coverage in the adolescent population with the following recommended childhood vaccines: 1 dose of Td or Tdap, 3 doses of hepatitis B, 2 doses of MMR, and 2 doses of Varicella/Hx of chickenpox. A summary of immunization coverage for 13 year olds and 13 –17 year olds with these vaccines is included below.

Immunization Coverage for 13 year olds

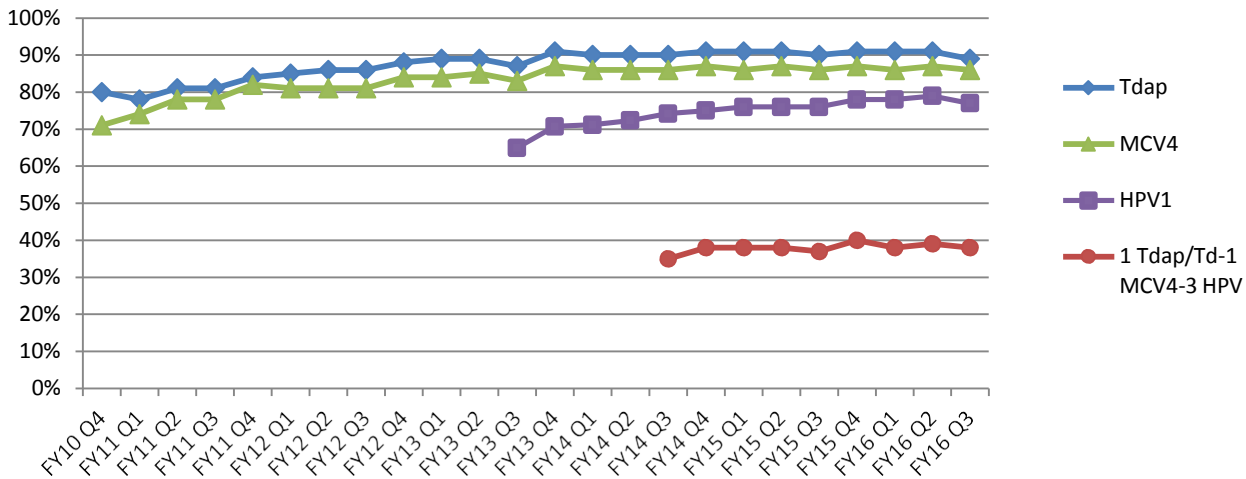
For FY 2016 Q3, the 12 IHS Areas combined reported on 14,467 thirteen year olds compared to 13,849 thirteen year olds in the FY 2016 Q2 report.

	IHS All Areas coverage	Range of coverage
1 dose of Tdap	89% (12,911/14,467)	84% - 97%
1 dose of MCV4	86% (12,396/14,467)	72% - 98%
1 dose of HPV	77% (11,166/14,467)	61% - 92%
1 dose of Tdap/Td - 1 dose of MCV4 – 3 doses of HPV	38% (5,462/14,467)	21% - 51%

For FY 2016 Q3, 89% received 1 dose of Tdap vaccine, 86% had received 1 dose of MCV4 vaccine, 77% received 1 dose of HPV vaccine and 38% received 1 dose of Tdap/Td- 1 dose of MCV4-3 doses of HPV [Figure 3]. Coverage by Area is included in the spreadsheet.

Figure 3

**Immunization Coverage for 13 year olds
FY10 Q4 - FY16 Q3**



Immunization Coverage for 13 – 17 year olds

For FY 2016 Q3, the 12 IHS Areas combined reported on 71,263 13–17 year olds compared to the FY 2016 Q2 report which included 68,194 13–17 year olds.

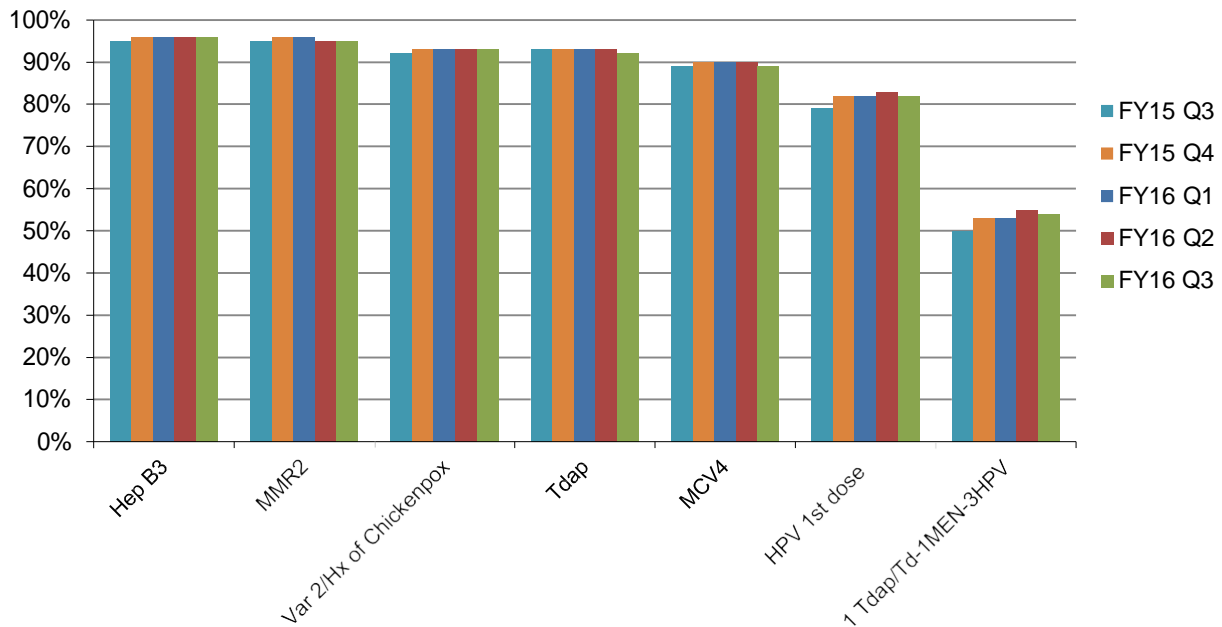
	IHS All Areas coverage	Range of coverage
3 doses of Hepatitis B	96% (68,285/71,263)	86% - 99%
2 doses of MMR vaccine	95%	84% - 99%

	(67,790/71,263)	
2 doses of Varicella vaccine or had a documented history of chickenpox	93% (66,418 /71,263)	82% - 98%
1 dose of Tdap vaccine	92% (65,562/71,263)	84% - 98%
1 dose of MCV4 vaccine	89% (63,632/71,263)	75% - 98%
1 dose of HPV vaccine	82% (58,546/71,263)	65% - 94%
1 dose of Tdap/Td- 1 dose of MCV4-3 doses of HPV	54% (38,382/71,263)	32% - 73%

For FY 2016 Q4, 92% received 1 dose of Tdap vaccine, 89% had received 1 dose of MCV4 vaccine, 82% received 1 dose of HPV vaccine and 54% received 1 dose of Tdap/Td- 1 dose of MCV4-3 doses of HPV [Figure 4]. Coverage by Area is included in the spreadsheet.

Figure 4

**Immunization Coverage for 13 - 17 year olds
FY15 Q3 - FY16 Q3**



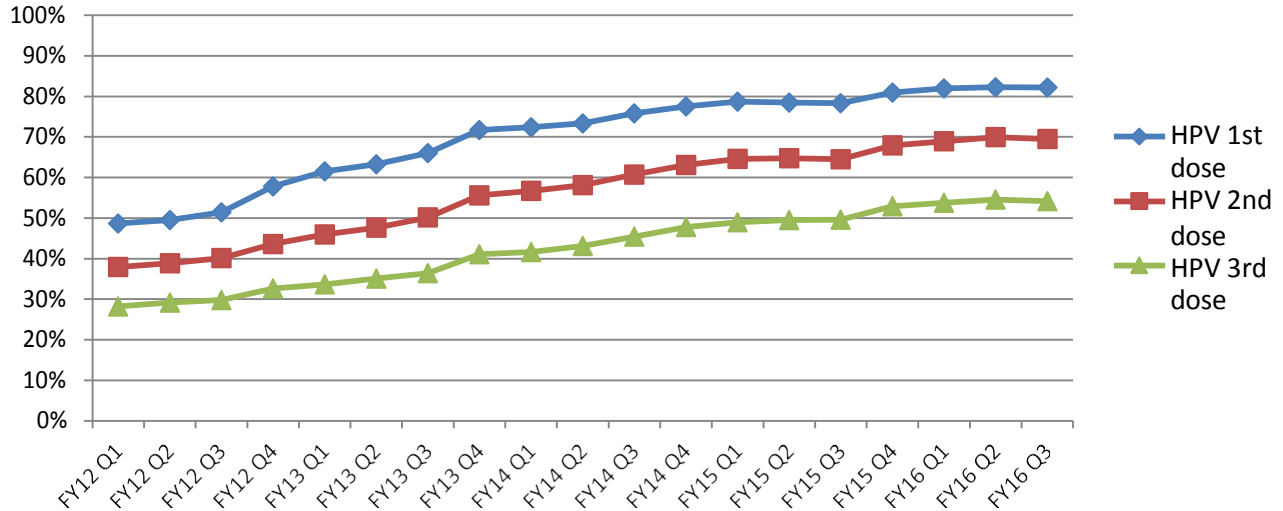
HPV Coverage for 13 – 17 year olds

For FY 2016 Q3, the 12 IHS Areas combined reported on 71,244 13 – 17 years of age compared to FY 2016 Q2 which included 68,459 13-17 year olds. For FY 2016 Q3, 82% (58,546/71,244) had received 1 dose of HPV, 69% (49,513/71,244) had received 2 doses of HPV and 54% (38,614/71,244) had received 3 doses of HPV [Figure 5].

For FY 2016 Q3, coverage by Area ranged from 66% - 94% for HPV1, 51% - 87% for HPV2, and 36% – 71% for HPV 3. Coverage by Area is included in the spreadsheet.

Figure 5

**HPV Coverage for 13 - 17 year olds
FY12 Q1 - FY16 Q3**



Adult Report

The Adult Immunization Report was collected for the first time FY12 Q4. This report collects data on patients meeting the “Active Clinical User “definition (e.g. 2 visits in the last 3 years) and reports vaccination rates for the following vaccines and age groups: Tdap in those 19 years+; HPV 1, 2 and 3 doses in Females 19-26 years; HPV 1, 2, and 3 doses in Males 19-21 years; Zoster vaccine in those 60 years+, and Pneumococcal polysaccharide vaccine at or after age 65 years.

For FY16 Q3 data were collected from all 12 IHS Areas on 493,957 active clinical patients 19 years and older compared to FY16 Q2 which included 497,183. Below is a chart with the coverage for each of the adult vaccines. Area specific vaccine coverage is included in the spreadsheet.

Figure 6

**Adult Immunization Coverage
FY15 Q3 - FY16 Q3**

