



**To:** Director of IHS Maternal & Child Health Program  
 IHS Area Chief Medical Officers  
 IHS Area Immunization Coordinators  
 Tribal Epidemiology Centers

**From:** Amy Groom, IHS Immunization Program Manager

**Subject:** Third Quarter FY 2017 Immunization Report (April 1, 2017 – June 30, 2017)

**Date:** August 7, 2017

The Indian Health Service, Tribal and Urban Indian immunization programs report on the immunization status of American Indian and Alaska Native (AI/AN) children 3-27 months of age, 19 – 35 months of age, Adolescents 13 – 17 years of age and Adults. They also report on influenza vaccine coverage for all age groups. These reports are submitted to the IHS Division of Epidemiology and Disease Prevention on a quarterly basis.

**3-27 Month Old Report**

The 3 – 27 month report is designed to help programs ensure timely vaccination and identify children who may be falling behind so they can be brought up to date. The criteria listed below are used to monitor coverage in the following age groups:

<b>Age Group</b>	<b>Vaccines</b>	<b>Age Group</b>	<b>Vaccines</b>
<b>3-4 months</b>	<ul style="list-style-type: none"> <li>• DTAP1</li> <li>• IPV 1</li> <li>• Hib 1</li> <li>• Hepatitis B 1</li> <li>• PCV1</li> <li>• (ROTA1)<sup>†</sup></li> </ul>	<b>16-18 months</b>	<ul style="list-style-type: none"> <li>• DTAP 3</li> <li>• IPV 2</li> <li>• MMR 1</li> <li>• Hib 3</li> <li>• Hepatitis B 2</li> <li>• Varicella</li> <li>• PCV4</li> <li>• (ROTA3)<sup>†</sup></li> </ul>
<b>5-6 Months</b>	<ul style="list-style-type: none"> <li>• DTAP 2</li> <li>• IPV 2</li> <li>• Hib 2</li> <li>• Hepatitis B 2</li> <li>• PCV2</li> <li>• (ROTA2)<sup>†</sup></li> </ul>	<b>19-23 months</b>	<ul style="list-style-type: none"> <li>• DTAP 4</li> <li>• IPV 3</li> <li>• MMR 1</li> <li>• Hib 3</li> <li>• Hepatitis B 3</li> <li>• Varicella</li> <li>• PCV4</li> <li>• (ROTA3)<sup>†</sup></li> </ul>
<b>7-15 months</b>	<ul style="list-style-type: none"> <li>• DTAP 3</li> <li>• IPV 2</li> <li>• Hib 2</li> <li>• Hepatitis B 2</li> <li>• PCV3</li> <li>• (ROTA3)<sup>†</sup></li> </ul>	<b>24-27 months</b>	<ul style="list-style-type: none"> <li>• DTAP 4</li> <li>• IPV 3</li> <li>• MMR 1</li> <li>• Hib 3</li> <li>• Hepatitis B 3</li> <li>• Varicella</li> <li>• PCV4</li> <li>• (ROTA3)<sup>†</sup></li> <li>• (Hepatitis A1)<sup>†</sup></li> </ul>

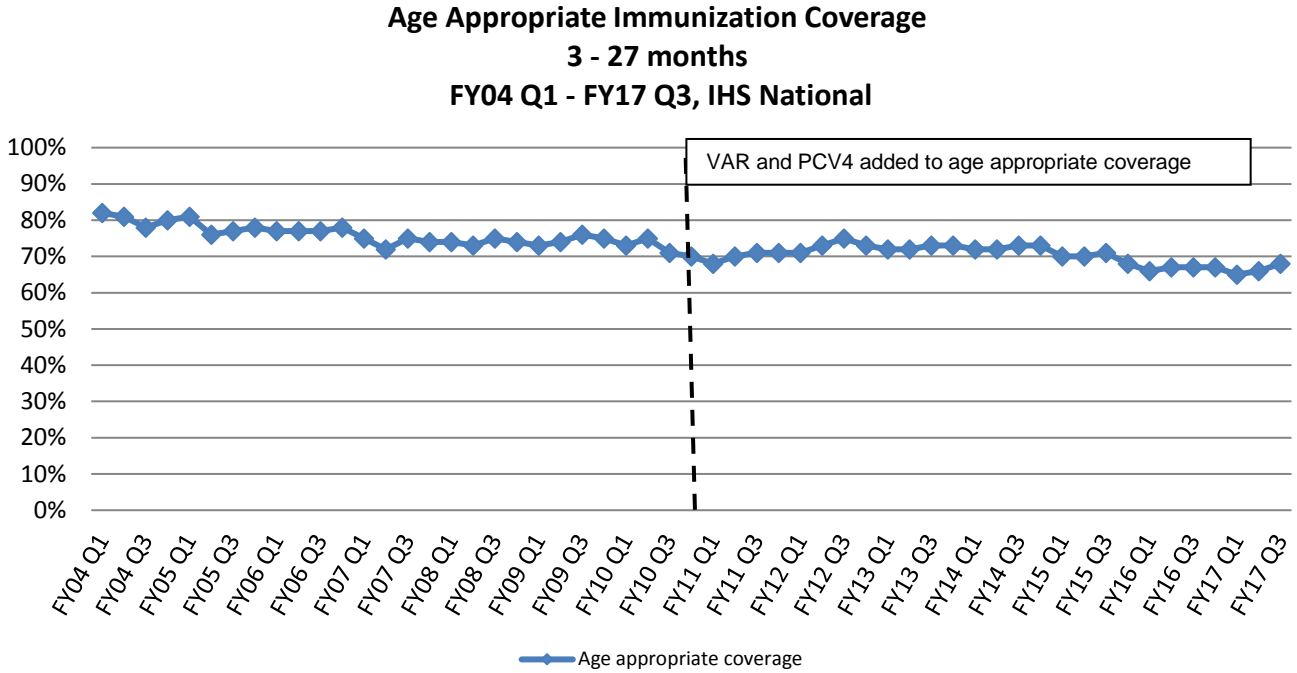
† Not included in Age appropriate immunization coverage calculations

Rotavirus vaccine (ROTA) and hepatitis A, though recommended, are not included in overall age appropriate coverage calculations. Data on ROTA and hepatitis A vaccine coverage are reported where available.

### 3-27 Month Old Report

For FY 2017 Q3, 12 IHS Areas submitted immunization reports from IHS, Tribal, and Urban Indian health centers (I/T/U). This composite report provides information on the immunization status of 26,388 children 3-27 months old. Of these, 17,852 or 68% received all age-appropriate vaccinations compared to 66% (18,092/27,227) of children 3-27 months in the 2nd Quarter of FY 2017 [Figure 1]. Coverage by Area is included in the spreadsheet.

Figure 1



## Two Year Old Report

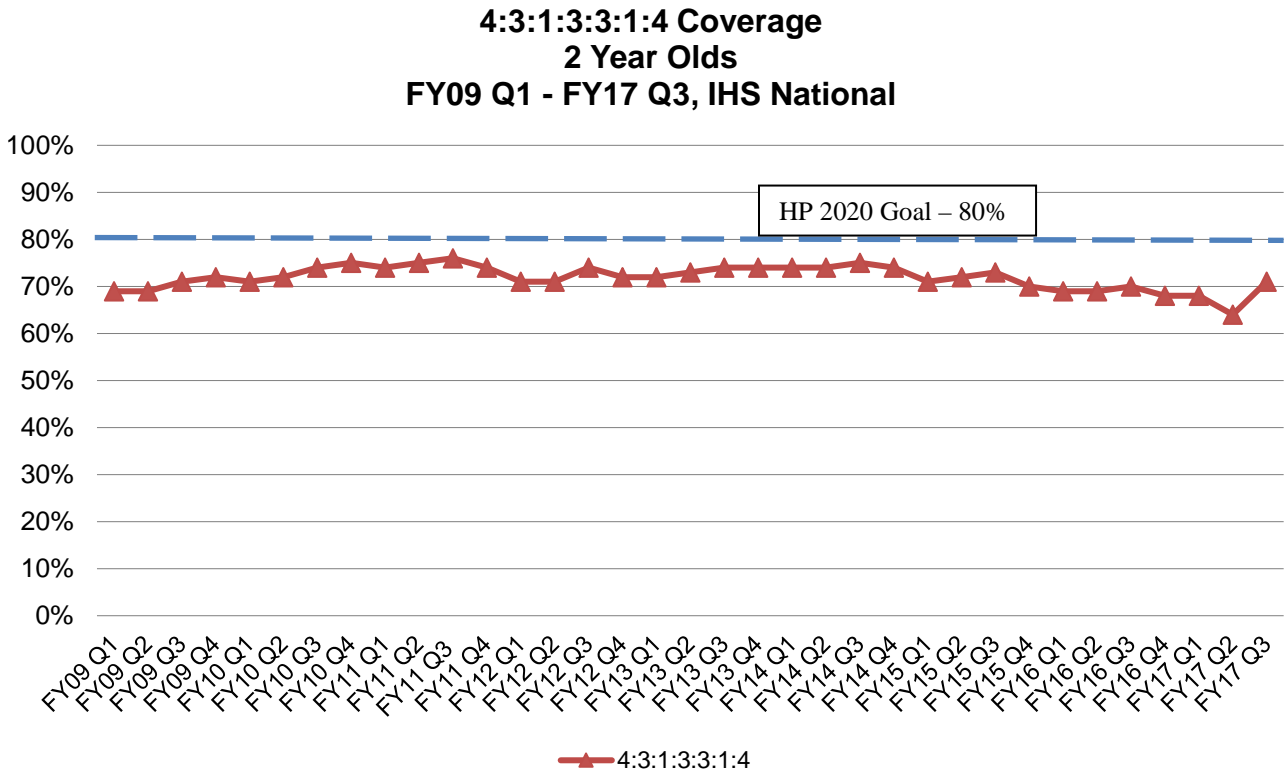
The Two year old reports (children 19-35 months old) are used to monitor progress towards the GPRA childhood immunization indicator.

Starting in 2011, the vaccines series measure used to monitor coverage in this age group is, the 4:3:1:3:3:1:4 (4 DTaP, 3 IPV, 1 MMR, 3 Hib, 3 Hep B, 1 VAR, 4 PCV) series. The HP 2020 goal is 80% with the 4:3:1:3:3:1:4 series, and 90% coverage with each individual vaccine in the series.

### 4:3:1:3:3:1:4 Series

In FY 2017 Q3, 12 IHS Areas completed reports. Overall 71% (13,732/19,406) of two year olds had completed the 4:3:1:3:3:1:4 vaccine series compared to 64% (13,699/21,462) in FY 2017 Q2. Coverage for both series by Area is included in the spreadsheet.

Figure 2



## Adolescent Report

This report collects data on adolescents 13 – 17 years who meet the “Active Clinical User “ definition (e.g. 2 visits in the last 3 years) and is designed to monitor uptake of recommended adolescent vaccines (e.g. tetanus toxoid, reduced diphtheria toxoid and acellular pertussis [Tdap], meningococcal conjugate [MCV4], and human papillomavirus [HPV] vaccines) and monitor coverage in the adolescent population with the following recommended childhood vaccines: 1 dose of Td or Tdap, 3 doses of hepatitis B, 2 doses of MMR, and 2 doses of Varicella/Hx of chickenpox. A summary of immunization coverage for 13 year olds and 13 –17 year olds with these vaccines is included below.

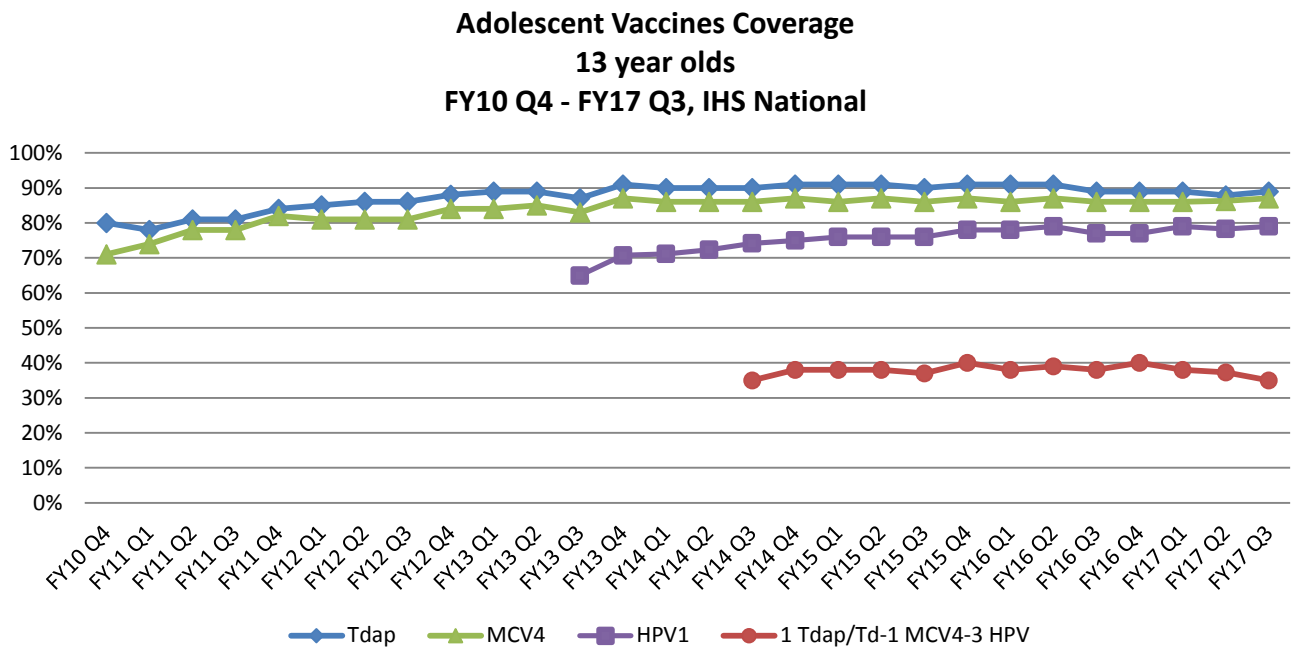
### Immunization Coverage for 13 year olds

For FY 2017 Q3, the 12 IHS Areas combined reported on 14,815 thirteen year olds compared to 14,736 thirteen year olds in the FY 2017 Q2 report.

	IHS All Areas coverage	Range of coverage
1 dose of Tdap	89% (13,200/14,815)	83% - 99%
1 dose of MCV4	87% (12,833/14,815)	68% - 99%
1 dose of HPV	79% (11,661/14,925)	59% - 97%
1 dose of Tdap/Td - 1 dose of MCV4 – 3 doses of HPV	35% (5,123/14,815)	19% - 51%

For FY 2017 Q3, 89% received 1 dose of Tdap vaccine, 87% had received 1 dose of MCV4 vaccine, 79% received 1 dose of HPV vaccine and 35% received 1 dose of Tdap/Td- 1 dose of MCV4-3 doses of HPV [Figure 3]. Coverage by Area is included in the spreadsheet.

**Figure 3**



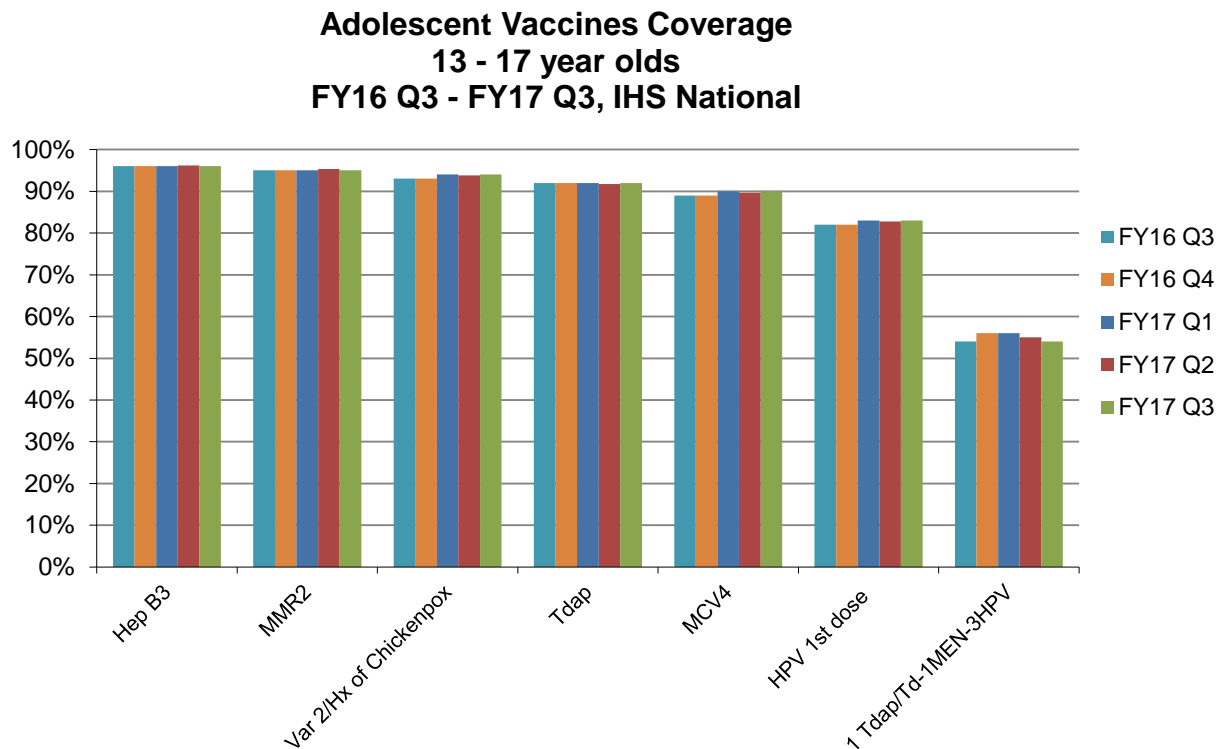
## Immunization Coverage for 13 – 17 year olds

For FY 2017 Q3, the 12 IHS Areas combined reported on 71,907 13–17 year olds compared to the FY 2017 Q2 report which included 71,329 13–17 year olds.

	IHS All Areas coverage	Range of coverage
3 doses of Hepatitis B	96% (69,396/71,907)	87% - 99%
2 doses of MMR vaccine	95% (68,698/71,907)	82% - 99%
2 doses of Varicella vaccine or had a documented history of chickenpox	94% (67,618/71,907)	78% - 99%
1 dose of Tdap vaccine	92% (66,263/71,907)	83% - 99%
1 dose of MCV4 vaccine	90% (64,610/71,907)	70% - 99%
1 dose of HPV vaccine	83% (59,796/72,097)	63% - 97%
1 dose of Tdap/Td- 1 dose of MCV4-3 doses of HPV	54% (38,544/71,907)	30% - 72%

For FY 2017 Q3, 92% received 1 dose of Tdap vaccine, 90% had received 1 dose of MCV4 vaccine, 83% received 1 dose of HPV vaccine and 54% received 1 dose of Tdap/Td- 1 dose of MCV4-3 doses of HPV [Figure 4]. Coverage by Area is included in the spreadsheet.

**Figure 4**

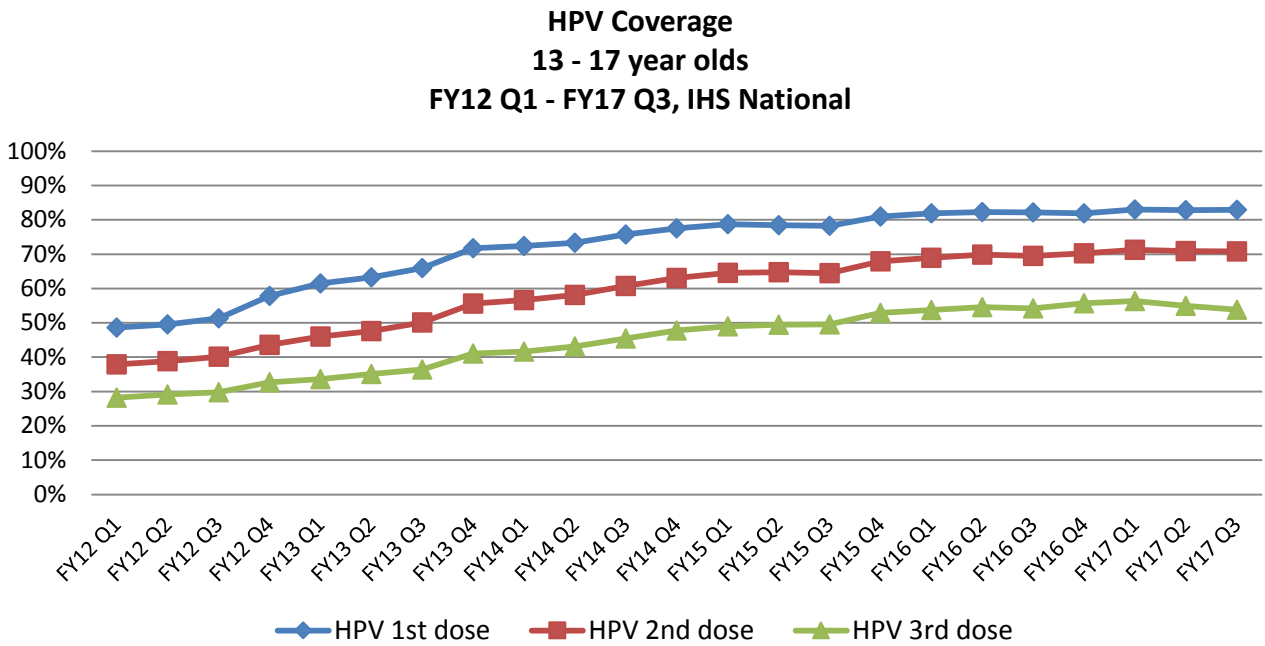


## HPV Coverage for 13 – 17 year olds

For FY 2017 Q3, the 12 IHS Areas combined reported on 72,097 13 – 17 years of age compared to FY 2017 Q2 which included 71,334 13-17 year olds. For FY 2017 Q3, 83% (59,796/72,097) had received 1 dose of HPV, 71% (51,044/72,097) had received 2 doses of HPV and 54% (38,819/72,097) had received 3 doses of HPV [Figure 5].

For FY 2017 Q3, coverage by Area ranged from 63% - 97% for HPV1, 48% - 90% for HPV2, and 32% – 72% for HPV3. Coverage by Area is included in the spreadsheet.

**Figure 5**



## Adult Report

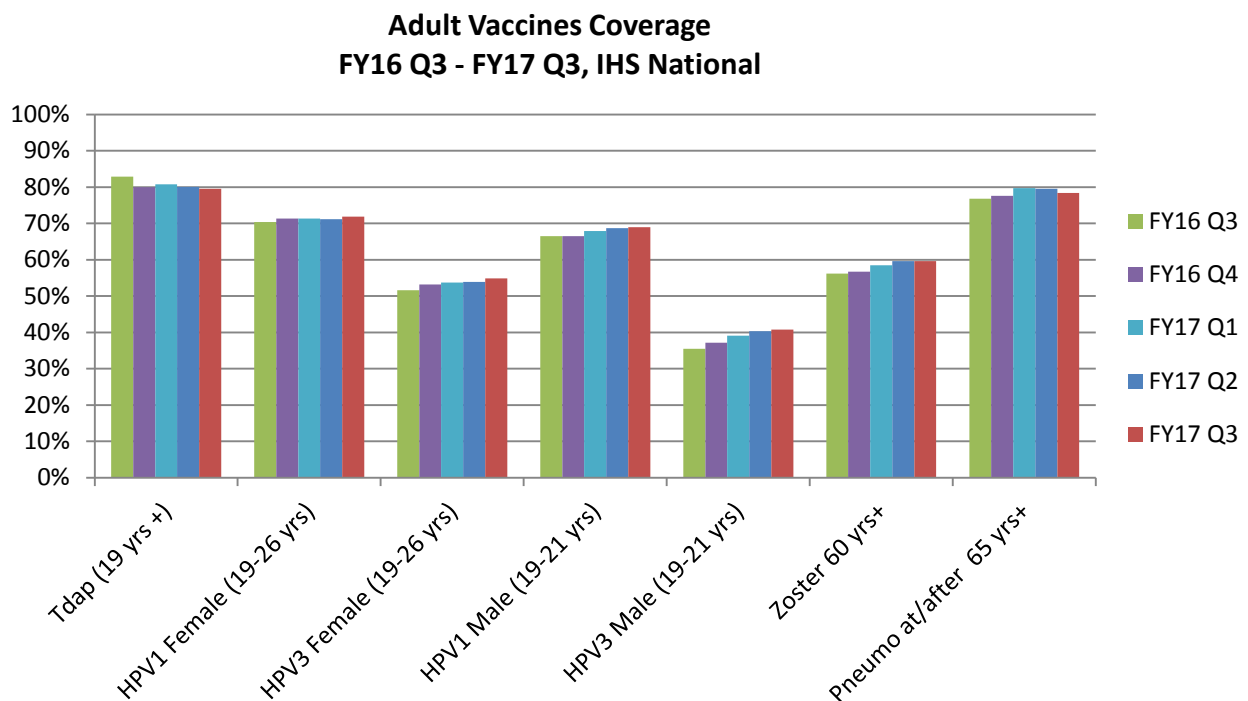
The Adult Immunization Report was collected for the first time FY12 Q4. This report collects data on patients meeting the “Active Clinical User “definition (e.g. 2 visits in the last 3 years) and reports vaccination rates for the following vaccines and age groups: Tdap in those 19 years+; HPV 1, 2 and 3 doses in Females 19-26 years; HPV 1, 2, and 3 doses in Males 19-21 years; Zoster vaccine in those 60 years+, and Pneumococcal polysaccharide vaccine at or after age 65 years.

For FY17 Q3 data were collected from all 12 IHS Areas on 527,843 active clinical patients 19 years and older compared to FY17 Q2 which included 500,697. Below is a chart with the coverage for each of the adult vaccines.

	All IHS Areas coverage	Range of coverage
1 dose of Tdap (19 years and older)	79% (419,533/527,843)	62% - 91%
1 dose of HPV females (19-26 years)	72% (38,018/52,899)	51% - 86%
3 doses of HPV females (19-26 years)	55% (29,044/52,899)	36% - 71%
1 dose of HPV males (19-21 years)	69% (9,399/13,624)	48% - 83%
3 doses of HPV males (19-21 years)	41% (5,557/13,624)	21% - 53%
1 dose of Zoster (60 years and older)	60% (66,614/111,754)	37% - 78%
1 dose of Pneumo at/after 65 years	78% (58,265/74,279)	66% - 86%

Immunization coverage for adults increased slightly this quarter compared with previous quarters for most vaccines [Figure 6]. Coverage by Area is included in the spreadsheet.

**Figure 6**



## Adult Composite Report

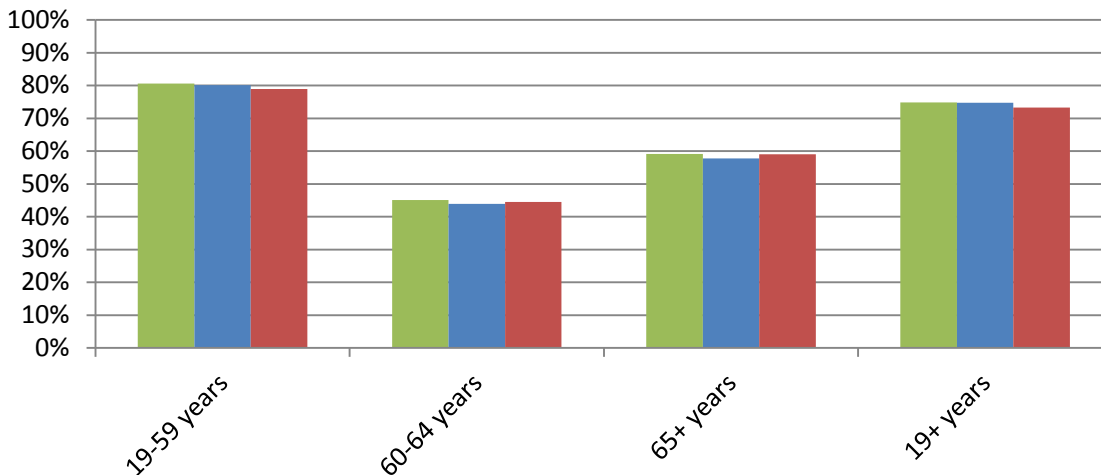
The Adult composite measure data is included in the Adult Immunization Report and is being collected for the first time in FY17 Q1. This report collects data on patients meeting the “Active Clinical User” definition (e.g. 2 visits in the last 3 years) and reports vaccination rates for the following vaccines and age groups: 19-59 years with Tdap ever and Tdap/Td <10 years; 60-64 years with Tdap ever and Tdap/Td <10 years and Zoster; 65+ years with Tdap ever and Tdap/Td <10 years and Zoster and Pneumo; and 19 years and older with appropriately vaccinated per age recommendation.

	All IHS Areas coverage	Range of coverage
Tdap ever and Tdap/Td < 10 years (19-59 years)	79% (327,752/415,497)	58% - 91%
Tdap ever and Tdap/Td < 10 years and Zoster (60-64 years)	44% (17,019/38,225)	25% - 63%
Tdap ever and Tdap/Td < 10 years and Zoster and Pneumo (65 years and older)	59% (43,807/74,281)	30% - 75%
Appropriately vaccinated per age recommendation (19 years and older)	73% (387,095/527,843)	54% - 87%

Coverage by Area is included in the spreadsheet.

**Figure 7**

### Adult Vaccine Composite Measures \* Appropriately Vaccinated Per Age Recommendations FY17 Q1 - FY17 Q3, IHS National



\* 19-59 years with Tdap ever and Tdap/Td <10 years; 60-64 years with Tdap ever and Tdap/Td <10 years and Zoster; 65+ years with Tdap ever and Tdap/Td <10 years and Zoster and Pneumo; and 19 years and older with appropriately vaccinated per age recommendation.