



**To:** Director of IHS Maternal & Child Health Program  
 IHS Area Chief Medical Officers  
 IHS Area Immunization Coordinators  
 Tribal Epidemiology Centers

**From:** Amy Groom, IHS Immunization Program Manager

**Subject:** First Quarter FY 2018 Immunization Report (October 1, 2017 – December 30, 2017)

**Date:** February 17, 2018

The Indian Health Service, Tribal and Urban Indian immunization programs report on the immunization status of American Indian and Alaska Native (AI/AN) children 3-27 months of age, 19 – 35 months of age, Adolescents 13 – 17 years of age and Adults. They also report on influenza vaccine coverage for all age groups. These reports are submitted to the IHS Division of Epidemiology and Disease Prevention on a quarterly basis.

**3-27 Month Old Report**

The 3 – 27 month report is designed to help programs ensure timely vaccination and identify children who may be falling behind so they can be brought up to date. The criteria listed below are used to monitor coverage in the following age groups:

<b>Age Group</b>	<b>Vaccines</b>	<b>Age Group</b>	<b>Vaccines</b>
<b>3-4 months</b>	<ul style="list-style-type: none"> <li>• DTAP1</li> <li>• IPV 1</li> <li>• Hib 1</li> <li>• Hepatitis B 1</li> <li>• PCV1</li> <li>• (ROTA1)<sup>†</sup></li> </ul>	<b>16-18 months</b>	<ul style="list-style-type: none"> <li>• DTAP 3</li> <li>• IPV 2</li> <li>• MMR 1</li> <li>• Hib 3</li> <li>• Hepatitis B 2</li> <li>• Varicella</li> <li>• PCV4</li> <li>• (ROTA3)<sup>†</sup></li> </ul>
<b>5-6 Months</b>	<ul style="list-style-type: none"> <li>• DTAP 2</li> <li>• IPV 2</li> <li>• Hib 2</li> <li>• Hepatitis B 2</li> <li>• PCV2</li> <li>• (ROTA2)<sup>†</sup></li> </ul>	<b>19-23 months</b>	<ul style="list-style-type: none"> <li>• DTAP 4</li> <li>• IPV 3</li> <li>• MMR 1</li> <li>• Hib 3</li> <li>• Hepatitis B 3</li> <li>• Varicella</li> <li>• PCV4</li> <li>• (ROTA3)<sup>†</sup></li> </ul>
<b>7-15 months</b>	<ul style="list-style-type: none"> <li>• DTAP 3</li> <li>• IPV 2</li> <li>• Hib 2</li> <li>• Hepatitis B 2</li> <li>• PCV3</li> <li>• (ROTA3)<sup>†</sup></li> </ul>	<b>24-27 months</b>	<ul style="list-style-type: none"> <li>• DTAP 4</li> <li>• IPV 3</li> <li>• MMR 1</li> <li>• Hib 3</li> <li>• Hepatitis B 3</li> <li>• Varicella</li> <li>• PCV4</li> <li>• (ROTA3)<sup>†</sup></li> <li>• (Hepatitis A1)<sup>†</sup></li> </ul>

† Not included in Age appropriate immunization coverage calculations

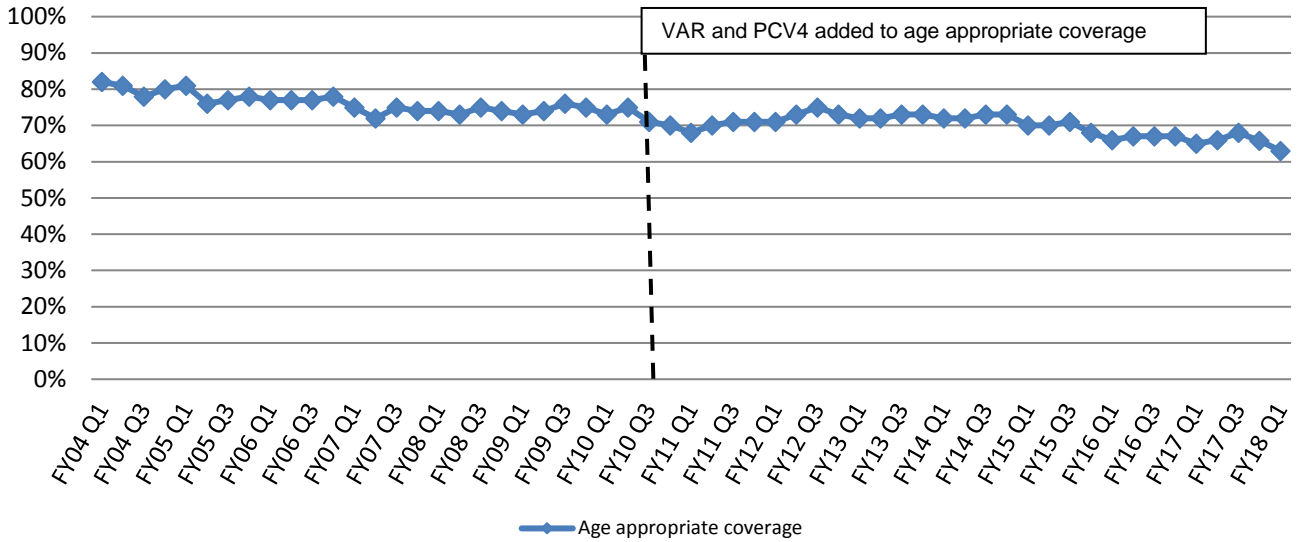
Rotavirus vaccine (ROTA) and hepatitis A, though recommended, are not included in overall age appropriate coverage calculations. Data on ROTA and hepatitis A vaccine coverage are reported where available.

### 3-27 Month Old Report

For FY 2018 Q1, 12 IHS Areas submitted immunization reports from IHS, Tribal, and Urban Indian health centers (I/T/U). This composite report provides information on the immunization status of 25,598 children 3-27 months old. Of these, 16,174 or 63% received all age-appropriate vaccinations compared to 66% (17,049 /25,927) of children 3-27 months in the 4th Quarter of FY 2017 [Figure 1]. Coverage by Area is included in the spreadsheet.

**Figure 1**

#### Age Appropriate Immunization Coverage 3 - 27 months FY04 Q1 - FY18 Q1, IHS National



## Two Year Old Report

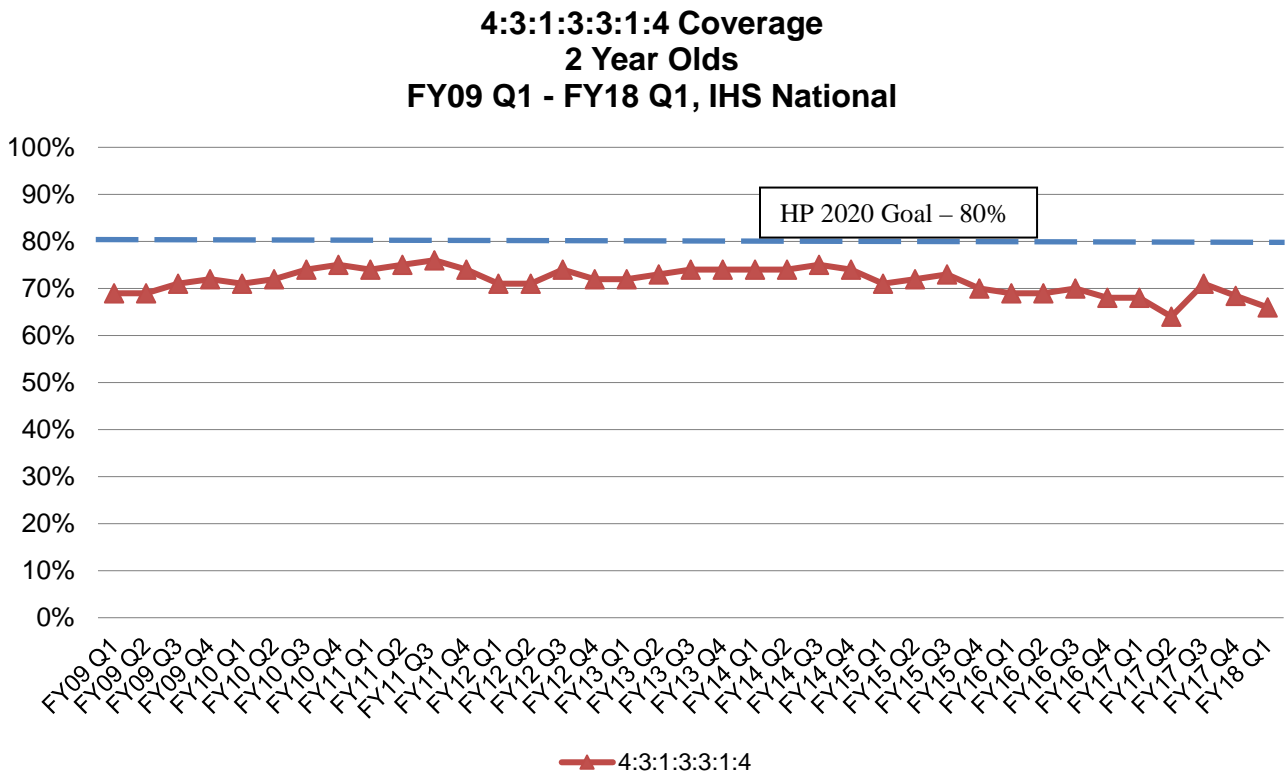
The Two year old reports (children 19-35 months old) are used to monitor progress towards the GPRA childhood immunization indicator.

Starting in 2011, the vaccines series measure used to monitor coverage in this age group is, the 4:3:1:3:3:1:4 (4 DTaP, 3 IPV, 1 MMR, 3 Hib, 3 Hep B, 1 VAR, 4 PCV) series. The HP 2020 goal is 80% with the 4:3:1:3:3:1:4 series, and 90% coverage with each individual vaccine in the series.

### 4:3:1:3:3:1:4 Series

In FY 2018 Q1, 12 IHS Areas completed reports. Overall 66% (12,253/18,502) of two year olds had completed the 4:3:1:3:3:1:4 vaccine series compared to 68% (13,105/19,149) in FY 2018 Q4. Coverage for both series by Area is included in the spreadsheet.

Figure 2



## Adolescent Report

This report collects data on adolescents 13 – 17 years who meet the “Active Clinical User “ definition (e.g. 2 visits in the last 3 years) and is designed to monitor uptake of recommended adolescent vaccines (e.g. tetanus toxoid, reduced diphtheria toxoid and acellular pertussis [Tdap], meningococcal conjugate [MCV4], and human papillomavirus [HPV] vaccines) and monitor coverage in the adolescent population with the following recommended childhood vaccines: 1 dose of Td or Tdap, 3 doses of hepatitis B, 2 doses of MMR, and 2 doses of Varicella/Hx of chickenpox. A summary of immunization coverage for 13 year olds and 13 –17 year olds with these vaccines is included below.

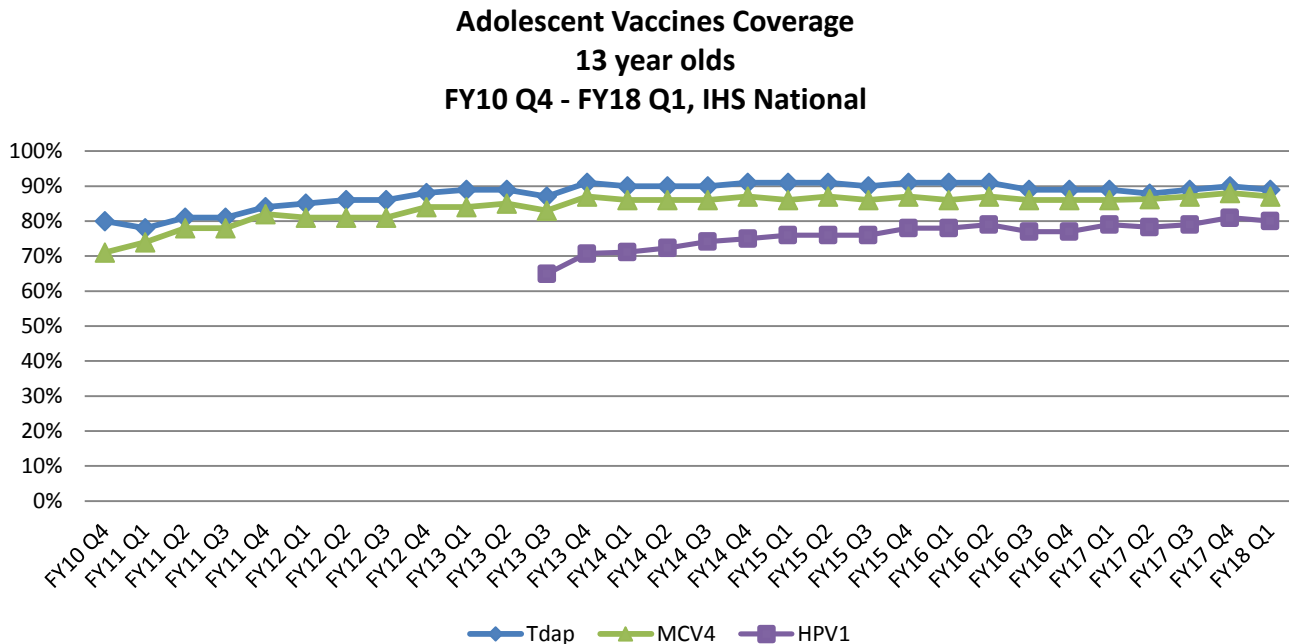
### Immunization Coverage for 13 year olds

For FY 2018 Q1, the 12 IHS Areas combined reported on 13,924 thirteen year olds compared to 14,141 thirteen year olds in the FY 2017 Q4 report.

	IHS All Areas coverage	Range of coverage
1 dose of Tdap	89% (12,464/13,924)	82% - 98%
1 dose of MCV4	87% (12,157/13,924)	70 % - 98%
1 dose of HPV	80% (11,103/13,884)	60% - 96%

For FY 2018 Q1, 89% received 1 dose of Tdap vaccine, 87% had received 1 dose of MCV4 vaccine, and 80% received 1 dose of HPV vaccine [Figure 3]. Coverage by Area is included in the spreadsheet.

**Figure 3**



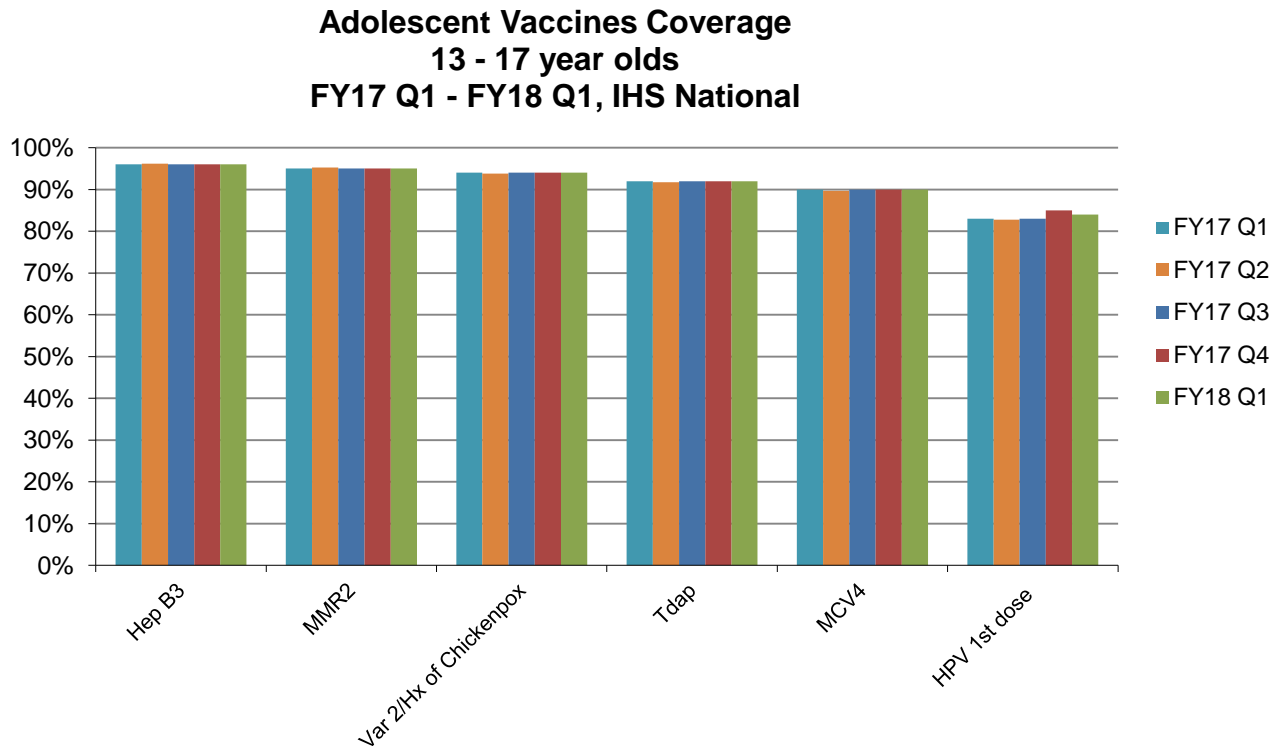
## Immunization Coverage for 13 – 17 year olds

For FY 2018 Q1, the 12 IHS Areas combined reported on 66,431 13–17 year olds compared to the FY 2017 Q4 report which included 67,718 13–17 year olds.

	IHS All Areas coverage	Range of coverage
3 doses of Hepatitis B	96% (63,903/66,431)	87% - 99%
2 doses of MMR vaccine	95% (63,408/66,431)	85% - 99%
2 doses of Varicella vaccine or had a documented history of chickenpox	94% (62,582/66,431)	80% - 99%
1 dose of Tdap vaccine	92% (61,235/66,431)	84% - 99%
1 dose of MCV4 vaccine	90% (59,878/66,431)	71% - 99%
1 dose of HPV vaccine	84% (55,668/66,524)	65% - 96%

For FY 2018 Q1, 92% received 1 dose of Tdap vaccine, 90% had received 1 dose of MCV4 vaccine, and 84% received 1 dose of HPV vaccine [Figure 4]. Coverage by Area is included in the spreadsheet.

**Figure 4**



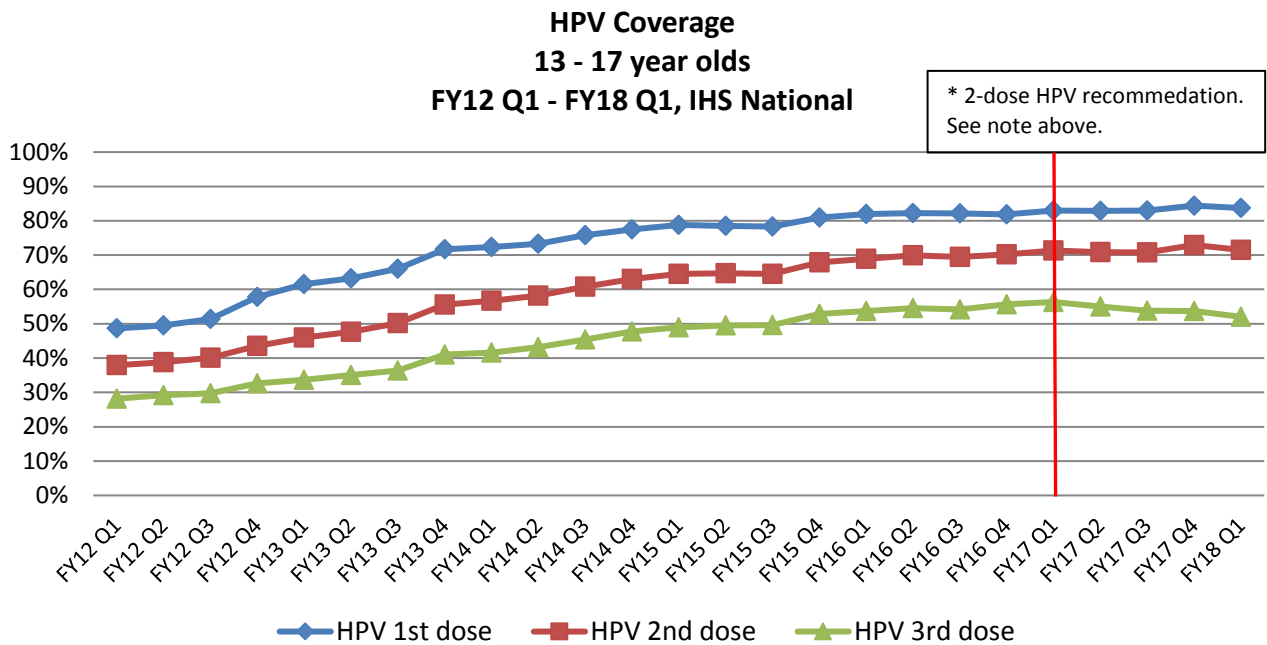
## HPV Coverage for 13 – 17 year olds

For FY 2018 Q1, the 12 IHS Areas combined reported on 66,524 13 – 17 years of age compared to FY 2017 Q4 which included 67,911 13-17 year olds. For FY 2018 Q1, 84% (55,668/66,524) had received 1 dose of HPV, 71% (47,570/66,524) had received 2 doses of HPV and 52% (34,618/66,524) had received 3 doses of HPV [Figure 5].

For FY 2018 Q1, coverage by Area ranged from 65% - 96% for HPV1, 50% - 91% for HPV2, and 32% – 69% for HPV3. Coverage by Area is included in the spreadsheet.

\* NOTE: IHS implemented the 2-dose HPV schedule into the clinical decision support, however it is not reflected in the reports. Therefore, the HPV 2<sup>nd</sup> and 3<sup>rd</sup> dose coverage currently do not reflect the true coverage.

**Figure 5**



## Adult Report

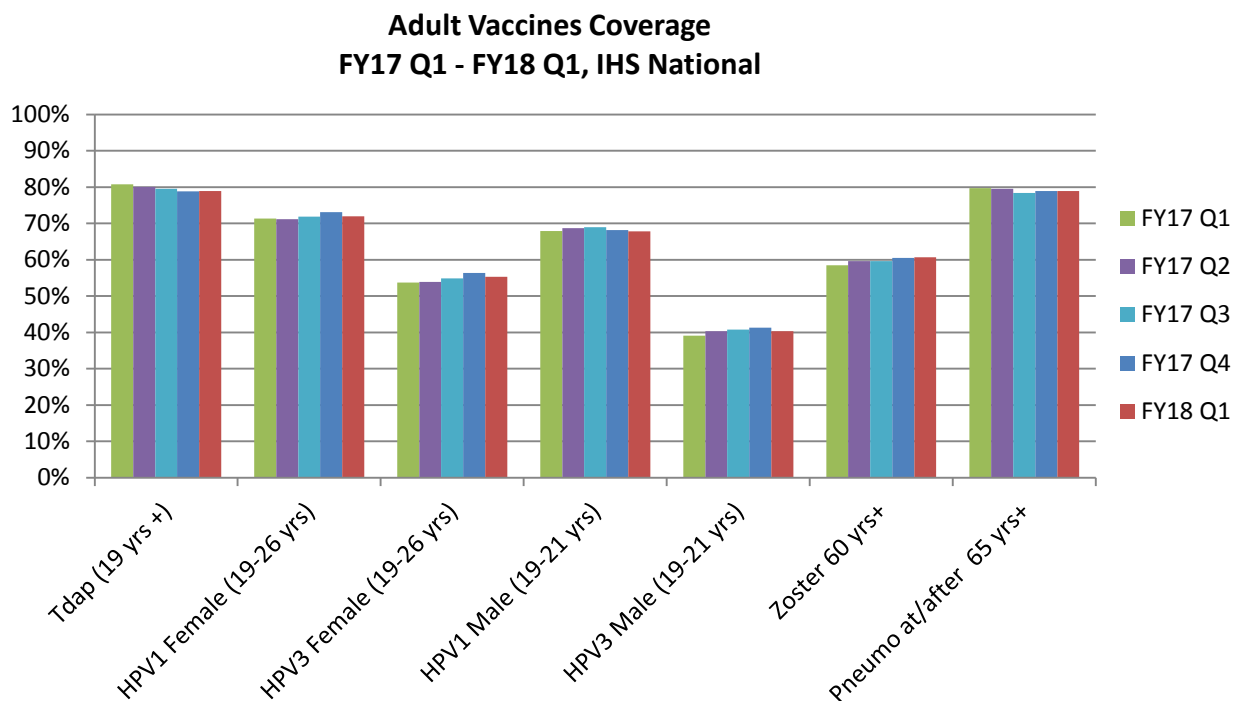
The Adult Immunization Report was collected for the first time in FY12 Q4. This report collects data on patients meeting the “Active Clinical User “definition (e.g. 2 visits in the last 3 years) and reports vaccination rates for the following vaccines and age groups: Tdap in those 19 years+; HPV 1, 2 and 3 doses in Females 19-26 years; HPV 1, 2, and 3 doses in Males 19-21 years; Zoster vaccine in those 60 years+, and Pneumococcal polysaccharide vaccine at or after age 65 years.

For FY18 Q1 data were collected from all 12 IHS Areas on 484,966 active clinical patients 19 years and older compared to FY17 Q4 which included 505,185. Below is a chart with the coverage for each of the adult vaccines.

	All IHS Areas coverage	Range of coverage
1 dose of Tdap (19 years and older)	79% (380,656/482,480)	62% - 89%
1 dose of HPV females (19-26 years)	72% (34,489/47,922)	54% - 86%
3 doses of HPV females (19-26 years)	55% (26,482/47,922)	38% - 72%
1 dose of HPV males (19-21 years)	68% (8,392/12,377)	47% - 86%
3 doses of HPV males (19-21 years)	40% (4,983/12,377)	22% - 58%
1 dose of Zoster (60 years and older)	61% (63,919/105,508)	36% - 79%
1 dose of Pneumo at/after 65 years	79% (55,026/69,776)	64% - 87%

Immunization coverage for adults increased slightly this quarter compared with previous quarters for most vaccines [Figure 6]. Coverage by Area is included in the spreadsheet.

**Figure 6**



## Adult Composite Report

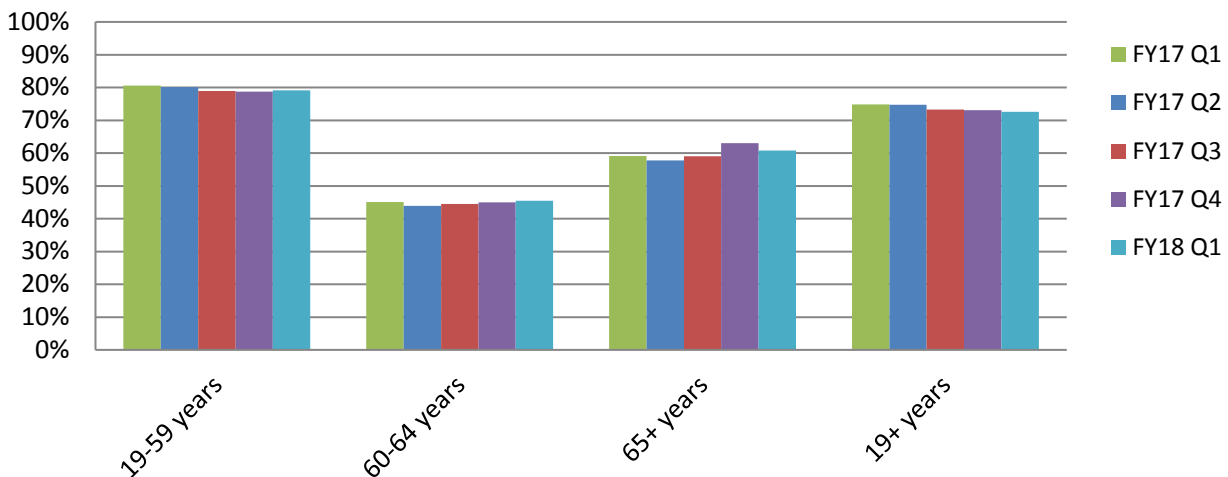
The Adult composite measure data is included in the Adult Immunization Report and is being collected for the first time in FY17 Q1. This report collects data on patients meeting the “Active Clinical User” definition (e.g. 2 visits in the last 3 years) and reports vaccination rates for the following vaccines and age groups: 19-59 years with Tdap ever and Tdap/Td <10 years; 60-64 years with Tdap ever and Tdap/Td <10 years and Zoster; 65+ years with Tdap ever and Tdap/Td <10 years and Zoster and Pneumo; and 19 years and older with appropriately vaccinated per age recommendation.

	All IHS Areas coverage	Range of coverage
Tdap ever and Tdap/Td < 10 years (19-59 years)	79% (298,353/376,954)	60% - 92%
Tdap ever and Tdap/Td < 10 years and Zoster (60-64 years)	45% (17,074/37,535)	25% - 63%
Tdap ever and Tdap/Td < 10 years and Zoster and Pneumo (65 years and older)	61% (42,318/69,597)	30% - 79%
Appropriately vaccinated per age recommendation (19 years and older)	73% (350,381/482,480)	51% - 88%

Coverage by Area is included in the spreadsheet.

**Figure 7**

### Adult Vaccine Composite Measures \* Appropriately Vaccinated Per Age Recommendations FY17 Q1 - FY18 Q1, IHS National



\* 19-59 years with Tdap ever and Tdap/Td <10 years; 60-64 years with Tdap ever and Tdap/Td <10 years and Zoster; 65+ years with Tdap ever and Tdap/Td <10 years and Zoster and Pneumo; and 19 years and older with appropriately vaccinated per age recommendation.



## Influenza Vaccine Coverage

For the 2017 – 2018 influenza season, influenza vaccine was recommended for everyone 6 months and older. To monitor the implementation of this recommendation in IHS, an all-ages influenza vaccine coverage report was included in the RPMS Immunization Package. Data on influenza vaccines administered as of Dec. 31<sup>st</sup>, 2017 are included below.

For 2018 Q1, 12 IHS Areas provided an influenza report. Data were collected on 652,894 patients 6 months and older. Overall, 30% of patients received at least 1 dose of influenza vaccine; coverage by the different age/risk groups is included below. Coverage by IHS Area is included in the spreadsheet.

**Figure 7**

### **Coverage with 1 dose of Flu vaccine All IHS Areas As of December 31, 2017**

