



**Indian Health Service
5300 Homestead Rd. NE
Albuquerque, NM 87110**

To: Director of IHS Maternal & Child Health Program
IHS Area Chief Medical Officers
IHS Area Immunization Coordinators
Tribal Epidemiology Centers

From: Amy Groom, IHS Immunization Program Manager

Subject: Second Quarter FY 2008 Immunization Report (Jan. 1, 2008 – March 31, 2008)

Date: June 19th, 2008

The Indian Health Service, Tribal and Urban Indian immunization programs report on the immunization status of American Indian and Alaska Native (AI/AN) children 3-27 months of age, 19 – 35 months of age, and AI/AN adolescents 13 – 17 years of age. These reports are submitted to the IHS Division of Epidemiology and Disease Prevention on a quarterly basis.

3-27 Month Old Report

The 3 – 27 month report is designed to help programs ensure timely vaccination and identify children who may be falling behind so they can be brought up to date. The criteria listed below are used to monitor coverage in the following age groups:

| Age Group | Vaccines | Age Group | Vaccines |
|--------------------|--|---------------------|--|
| 3-4 months | <ul style="list-style-type: none"> • DTAP1 • IPV 1 • Hib 1 • Hepatitis B 1 • (PNE1)[†] • (ROTA1)[†] | 16-18 months | <ul style="list-style-type: none"> • DTAP 3 • IPV 2 • MMR 1 • Hib 3 • Hepatitis B 2 • (Varicella)[†] • (PNE4)[†] • (ROTA3)[†] |
| 5-6 Months | <ul style="list-style-type: none"> • DTAP 2 • IPV 2 • Hib 2 • Hepatitis B 2 • (PNE2)[†] • (ROTA2)[†] | 19-23 months | <ul style="list-style-type: none"> • DTAP 4 • IPV 3 • MMR 1 • Hib 3 • Hepatitis B 3 • (Varicella)[†] • (PNE4)[†] • (ROTA3)[†] |
| 7-15 months | <ul style="list-style-type: none"> • DTAP 3 • IPV 2 • Hib 2 • Hepatitis B 2 • (PNE3)[†] • (ROTA3)[†] | 24-27 months | <ul style="list-style-type: none"> • DTAP 4 • IPV 3 • MMR 1 • Hib 3 • Hepatitis B 3 • (Hepatitis A1)[†] • (Varicella)[†] • (PNE4)[†] • (ROTA3)[†] |

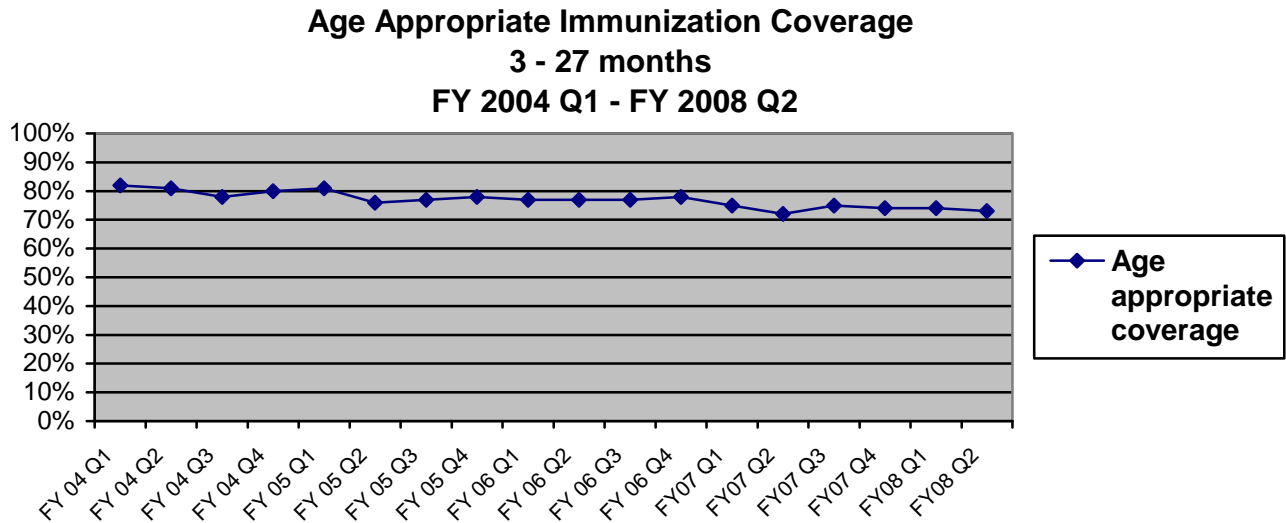
† Not included in Age appropriate immunization coverage calculations

Pneumococcal conjugate vaccine (PNE), rotavirus vaccine (ROTA), varicella vaccine (VAR) and hepatitis A, though recommended, are not included in overall age appropriate coverage calculations. Data on PNE, ROTA, VAR and hepatitis A vaccine coverage are reported where available.

Summary

For FY 2008 Q2, 12 IHS Areas submitted immunization reports from IHS, Tribal, and Urban Indian health centers (I/T/U). This composite report provides information on the immunization status of 33,341 children 3-27 months old. Of these, 24,368 or 73% received all age-appropriate vaccinations compared to 74% (25,604/34,601) of children 3-27 months in the 1st Quarter of FY 2008 [Figure 1]. Coverage by Area is included in the spreadsheet.

Figure 1



Two Year Old Report

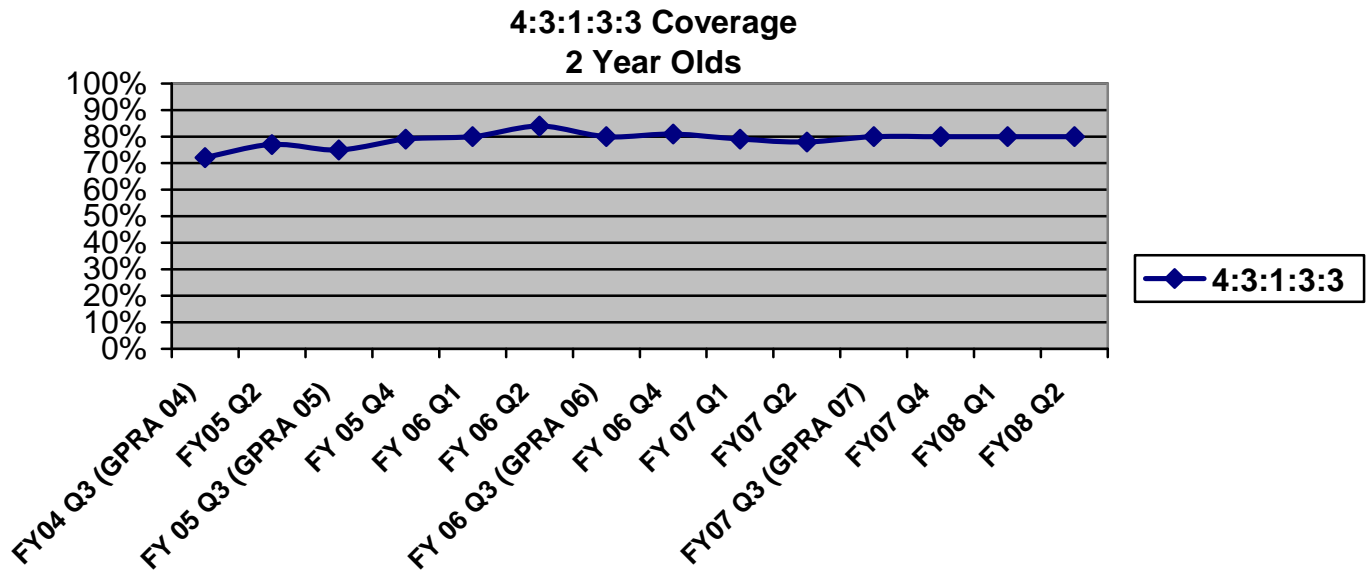
The Two year old reports (children 19-35 months old) are used to monitor progress towards the GPRA childhood immunization indicator.

The 4:3:1:3:3 series (4 DTaP, 3 IPV, 1 MMR, 3 Hib, 3 Hep B) and 4:3:1:3:3:1 (4 DTaP, 3 IPV, 1 MMR, 3 Hib, 3 Hep B , 1 VAR) are used to monitor coverage in this age group; the HP 2010 and GPRA goal is 80% with these 2 series.

4:3:1:3:3 Series

For FY 2008 Q2 the 12 IHS Areas combined reported on 25,090 two year olds. Of these 20,018, or 80%, had completed the 4:3:1:3:3 series compared to 80% (20,261/25,238) in FY 2008 Q1. [Figure 2]. Coverage by Area is included in the spreadsheet.

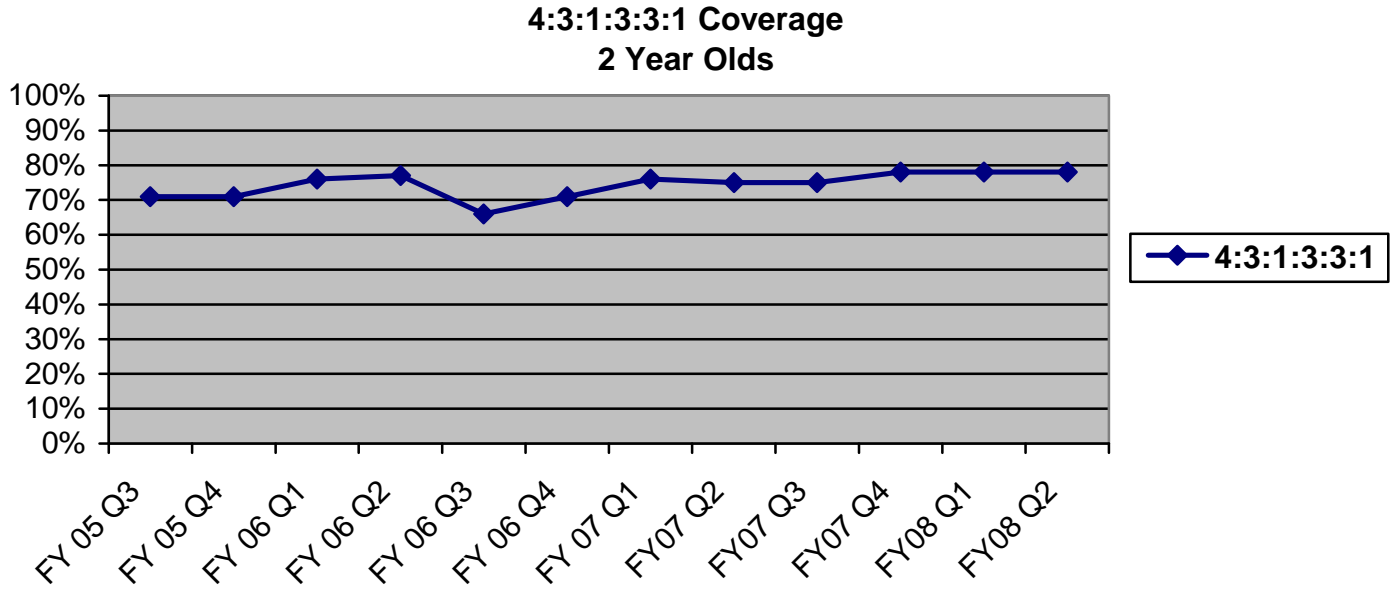
Figure 2



4:3:1:3:3:1 Series

In FY 2008 Q2 78% (19,462/25,090) of two year olds had completed the 4:3:1:3:3:1 vaccine series compared to 78% (19,698/25,238) in FY 2008 Q1 [Figure 3]. Coverage by Area is included in the spreadsheet.

Figure 3



Adolescent Report

The Adolescent Immunization Report was collected for the first time in FY 2008 Q1. This report collects data on adolescents 13 – 17 years and is designed to monitor uptake of “recently” recommended adolescent vaccines (e.g. tetanus toxoid, reduced diphtheria toxoid and acellular pertussis [Tdap], meningococcal conjugate [MCV4], and human papillomavirus [HPV] vaccines) and monitor coverage in the adolescent population with the following recommended childhood vaccines: 1 dose of Td or Tdap, 3 doses of hepatitis B, 2 doses of MMR, 2 doses of Varicella/Hx of chickenpox. A summary of immunization coverage for 13 year olds and 13 –17 year olds with these vaccines is included below.

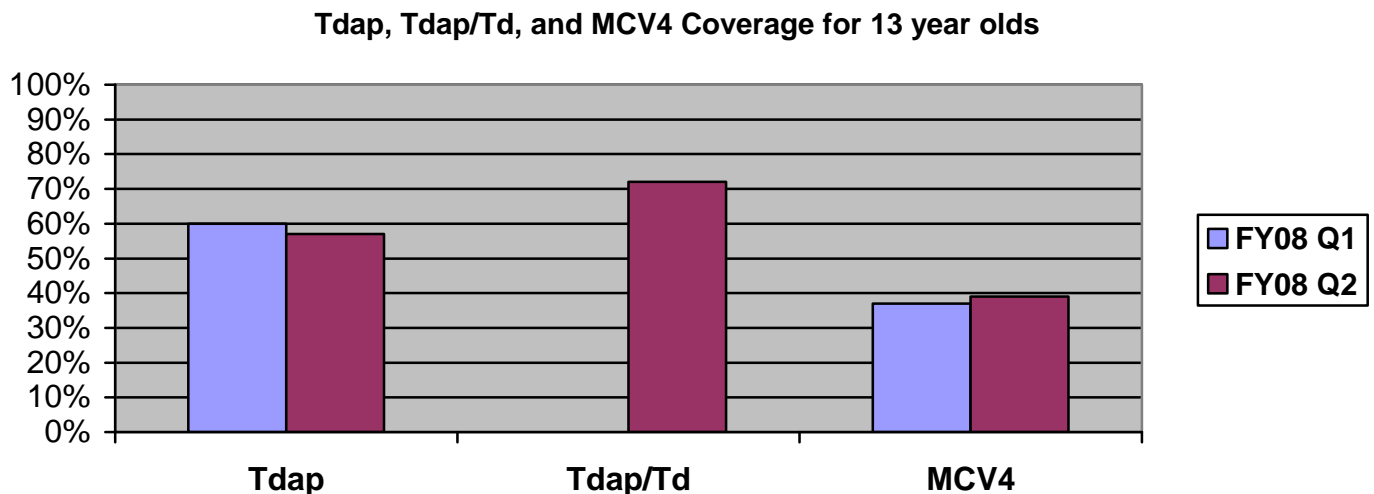
Immunization Coverage with Tdap and MCV4 for 13 year olds, Males and Females

The ACIP recommendation for the routine administration of Tdap vaccine to adolescents was passed in June 2005. The ACIP recommendation for the routine administration of MCV4 vaccine to adolescents was passed in February 2005. The preferred age for the administration of these vaccines is 11 – 12 years of age.

For FY 2008 Q2 the 12 IHS Areas combined reported on 11,830 13 year olds compared to 8,806 13 year olds in FY 2008 Q1. Of those, 57% (6,693/11,830) had received 1 dose of Tdap vaccine, 72% (8,546/11,830) had received 1 dose of Tdap/Td vaccine and 39% (4,585/11,830) had received 1 dose of MCV4 vaccine. By comparison, in FY 2008 Q1 60% (5281/8806) of 13 years olds had received 1 dose of Tdap vaccine and 37% (3284/8806) had received 1 dose of MCV4 vaccine. Data for Tdap/Td were not collected in FY 2008 Q1. [Figure 4].

In FY 2008 Q2, coverage by Area ranged from 35% - 74% for Tdap, 48% - 93% for Tdap/Td, and 12% - 65% for MCV4. Coverage by Area is included in the spreadsheet.

Figure 4

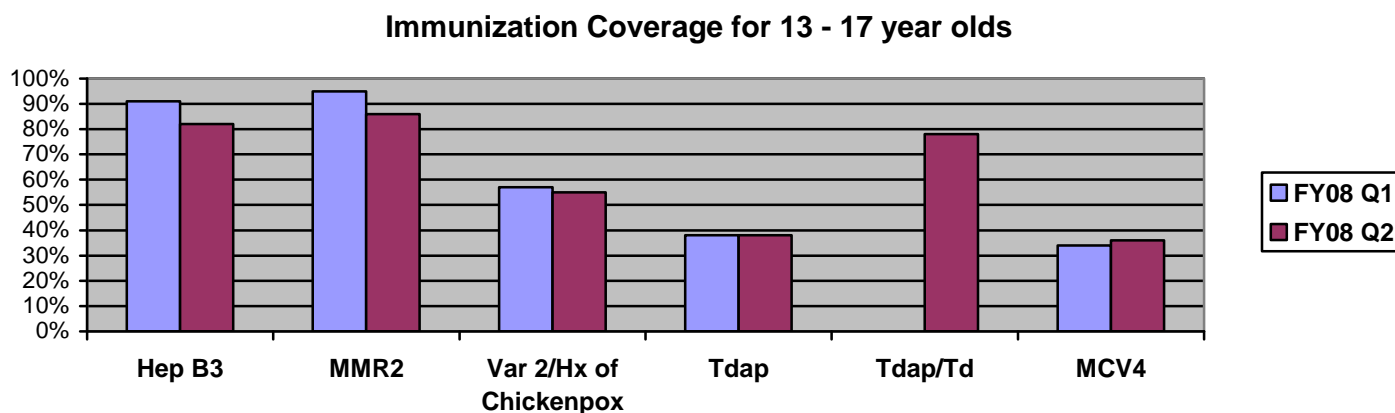


Immunization Coverage for 13 – 17 year olds, Males and Females

For FY 2008 Q2 the 12 IHS Areas combined reported on 56,690 13 – 17 year olds compared to 43,529 in FY 2008 Q1. Of those, 82% (46,574/56,690) had received 3 doses of hepatitis B vaccine, 86% (48,490/56,690) had received 2 doses of MMR vaccine, 55% (31,012/56,690) had received 2 doses of Varicella vaccine or had a documented history of chickenpox, 38% (21,452/56,690) had received 1 dose of Tdap vaccine, 78% (44,003/56,690) had received 1 dose of Tdap or Td and 36% (20,322/56,690) had received 1 dose of MCV4 vaccine. Coverage by Area are included in the spreadsheet

For FY 2008 Q1, coverage for 13 – 17 years olds was as follows: 91% (39,470/43,529) with 3 doses of hepatitis B vaccine; 95% (41,247/43,529) with 2 doses of MMR; 57% (24,803/43,529) with 2 doses of Varicella or history of chickenpox; 38% (16,625/43,529) with 1 dose of Tdap vaccine; and 34% (14,784/43,529) with 1 dose of MCV4 vaccine [Figure 5]. Data for Tdap/Td were not collected in FY 2008 Q1. Data by Area are included in the spreadsheet.

Figure 5



HPV Coverage for 13 – 17 year olds, Females Only

The ACIP recommendation for the routine administration of HPV vaccine was passed in June 2006. Routine vaccination is recommended for 11 – 12 year olds, with catch up vaccination for 13 – 26 year olds.

For FY 2008 Q2 the 12 IHS Areas combined reported on 30,470 females 13 – 17 years of age compared to 25,600 in FY 2008 Q1. Of these, 33% (10,192/30,470) had received 1 dose of HPV, 17% (5,277/30,470) had received 2 doses of HPV and 6% (1,972/30,470) had received 3 doses of HPV.

For FY 2008 Q1, 28% (7,109/25,600) of females received 1 dose of HPV, 13% (3,276/25,600) received 2 doses of HPV, and 3% (758/25,600) received 3 doses of HPV [Figure 6].

Coverage by Area ranged from 24% - 64% for HPV1, 9% - 36% for HPV2, and 2 – 13% for HPV 3. Complete data by Area are included in the spreadsheet.

Figure 6

HPV Coverage for Females 13 - 17 years

