



**To:** Director of IHS Maternal & Child Health Program  
 IHS Area Chief Medical Officers  
 IHS Area Immunization Coordinators  
 Tribal Epidemiology Centers

**From:** Jillian Doss-Walker, Interim IHS Immunization Program Manager

**Subject:** Second Quarter FY 2020 Immunization Report (January 1, 2020 – March 31, 2020)

**Date:** December 10, 2020

The Indian Health Service, Tribal and Urban Indian immunization programs report on the immunization status of American Indian and Alaska Native (AI/AN) children 3-27 months of age, 19 – 35 months of age, Adolescents 13 – 17 years of age and Adults. They also report on influenza vaccine coverage for all age groups. These reports are submitted to the IHS Division of Epidemiology and Disease Prevention on a quarterly basis.

**3-27 Month Old Report**

The 3 – 27 month report is designed to help programs ensure timely vaccination and identify children who may be falling behind so they can be brought up to date. The criteria listed below are used to monitor coverage in the following age groups:

<b>Age Group</b>	<b>Vaccines</b>	<b>Age Group</b>	<b>Vaccines</b>
<b>3-4 months</b>	<ul style="list-style-type: none"> <li>• DTAP1</li> <li>• IPV 1</li> <li>• Hib 1</li> <li>• Hepatitis B 1</li> <li>• PCV1</li> <li>• (ROTA1)<sup>†</sup></li> </ul>	<b>16-18 months</b>	<ul style="list-style-type: none"> <li>• DTAP 3</li> <li>• IPV 2</li> <li>• MMR 1</li> <li>• Hib 2/3</li> <li>• Hepatitis B 2</li> <li>• Varicella</li> <li>• PCV3</li> <li>• (ROTA3)<sup>†</sup></li> </ul>
<b>5-6 Months</b>	<ul style="list-style-type: none"> <li>• DTAP 2</li> <li>• IPV 2</li> <li>• Hib 2</li> <li>• Hepatitis B 2</li> <li>• PCV2</li> <li>• (ROTA2)<sup>†</sup></li> </ul>	<b>19-23 months</b>	<ul style="list-style-type: none"> <li>• DTAP 4</li> <li>• IPV 3</li> <li>• MMR 1</li> <li>• Hib 3/4</li> <li>• Hepatitis B 3</li> <li>• Varicella</li> <li>• PCV4</li> <li>• (ROTA3)<sup>†</sup></li> </ul>
<b>7-15 months</b>	<ul style="list-style-type: none"> <li>• DTAP 3</li> <li>• IPV 2</li> <li>• Hib 2</li> <li>• Hepatitis B 2</li> <li>• PCV3</li> <li>• (ROTA3)<sup>†</sup></li> </ul>	<b>24-27 months</b>	<ul style="list-style-type: none"> <li>• DTAP 4</li> <li>• IPV 3</li> <li>• MMR 1</li> <li>• Hib 3/4</li> <li>• Hepatitis B 3</li> <li>• Varicella</li> <li>• PCV4</li> <li>• (ROTA3)<sup>†</sup></li> <li>• (Hepatitis A1)<sup>†</sup></li> </ul>

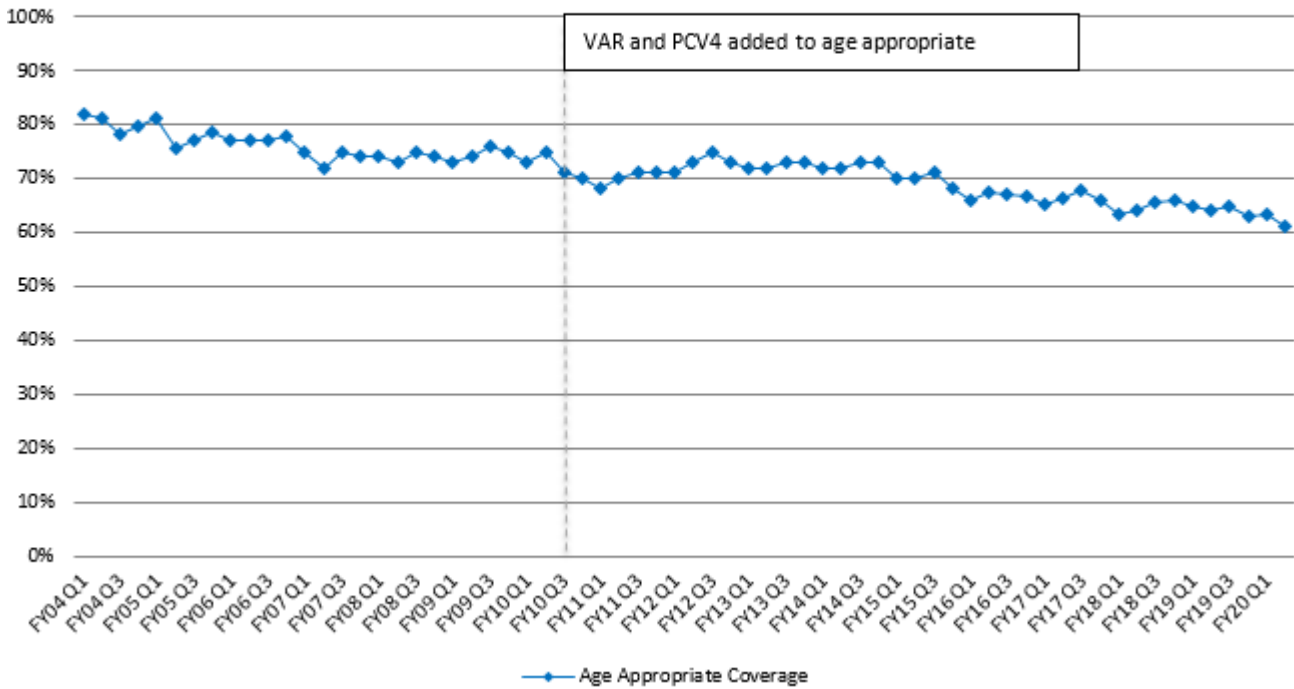
† Not included in Age appropriate immunization coverage calculations  
 Rotavirus vaccine (ROTA) and hepatitis A, though recommended, are not included in overall age appropriate coverage calculations. Data on ROTA and hepatitis A vaccine coverage are reported where available.

### 3-27 Month Old Report

For **FY20 Q2**, 11 IHS Areas submitted immunization reports from IHS, Tribal, and Urban Indian health centers (I/T/U). Navajo Area did not submit data this quarter. This composite report provides information on the immunization status of 18,376 children 3-27 months old. Of these, 11,204 or 61.0% received all age-appropriate vaccinations compared to 63.3% (14,848/23,443) of children 3-27 months in the 1st Quarter of FY20 [Figure 1].

**Figure 1**

**Age Appropriate Immunization Coverage  
3-27 Month Olds  
FY04 Q2 – FY20 Q2, IHS National**



## Two Year Old Report

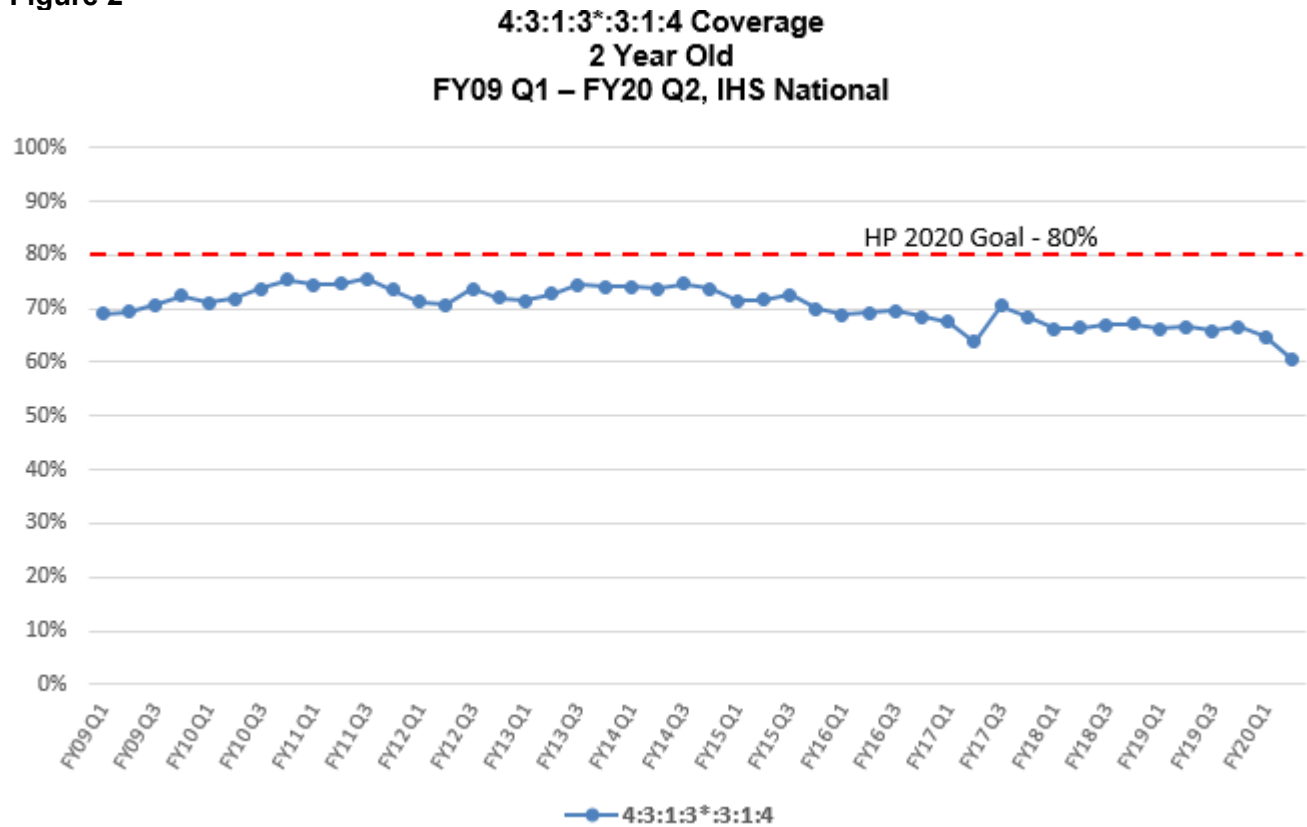
The two year old report (children 19-35 months old) is used to monitor progress towards the GPRA childhood immunization indicator.

Starting in 2011, the vaccines series measure used to monitor coverage in this age group is, the 4:3:1:3\*:3:1:4 (4 DTaP, 3 IPV, 1 MMR, the full series of Hib (3 or 4 doses, depending on product type of vaccine), 3 Hep B, 1 VAR, 4 PCV) series. The HP 2020 goal is 80% with the 4:3:1:3\*:3:1:4 series, and 90% coverage with each individual vaccine in the series.

### 4:3:1:3\*:3:1:4 Series

In **FY20 Q2**, 11 IHS Areas submitted immunization reports from IHS, Tribal, and Urban Indian health centers (I/T/U). Navajo Area did not submit data this quarter. Overall 60.6% (8,154/13,465) of two year olds had completed the 4:3:1:3\*:3:1:4 vaccine series compared to 64.7% (10,736/16,599) in FY20 Q1.

**Figure 2**



4:3:1:3\*:3:1:4 series includes 4 doses of DTaP, 3 doses of Polio (IPV), 1 dose of MMR, the full series of Hib (3 or 4 doses, depending on product type of vaccine), 3 doses of Hep B, 1 dose of Varicella and 4 doses of PCV

## Adolescent Report

This report displays vaccination data on adolescents 13 – 17 years who meet the “Active Clinical User” definition (2 visits in the last 3 years). The report is designed to monitor uptake of recommended adolescent vaccines (e.g. tetanus toxoid, reduced diphtheria toxoid and acellular pertussis [Tdap], meningococcal conjugate [MCV4], and human papillomavirus [HPV] vaccines) and monitor coverage in the adolescent population with the following recommended childhood vaccines: 1 dose of Td or Tdap, 3 doses of hepatitis B, 2 doses of MMR, and 2 doses of Varicella/Hx of chickenpox. A summary of immunization coverage for 13 year olds and 13 –17 year olds with these vaccines is included below.

### Immunization Coverage for 13 year olds

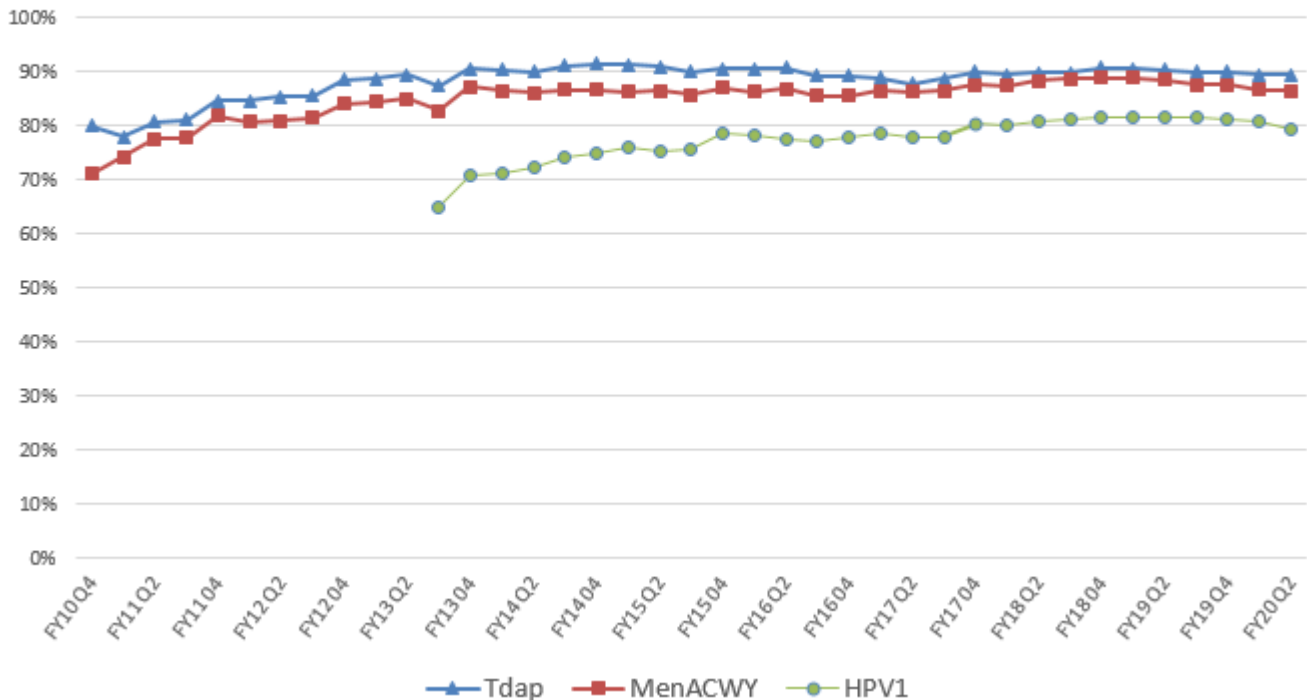
For **FY20 Q2**, the 11 IHS Areas combined reported on 10,766 thirteen year olds compared to 13,576 thirteen year olds in the FY20 Q1 report. Navajo Area did not submit data this quarter.

	IHS All Area Coverage	Range of Coverage
1 dose of Tdap	89.4% (9,626/10,766)	78% - 98%
1 dose of MCV4	86.5% (9,317/10,766)	71% - 98%
1 dose of HPV	79.3% (8,480/10,697)	58% - 94%

For **FY20 Q2**, 89.4% received 1 dose of Tdap vaccine, 86.5% had received 1 dose of MCV4 vaccine, and 79.3% received 1 dose of HPV [Figure 3].

**Figure 3**

**Adolescent Vaccines Coverage  
13 Year Old  
FY10 Q4 – FY20 Q2, IHS National**



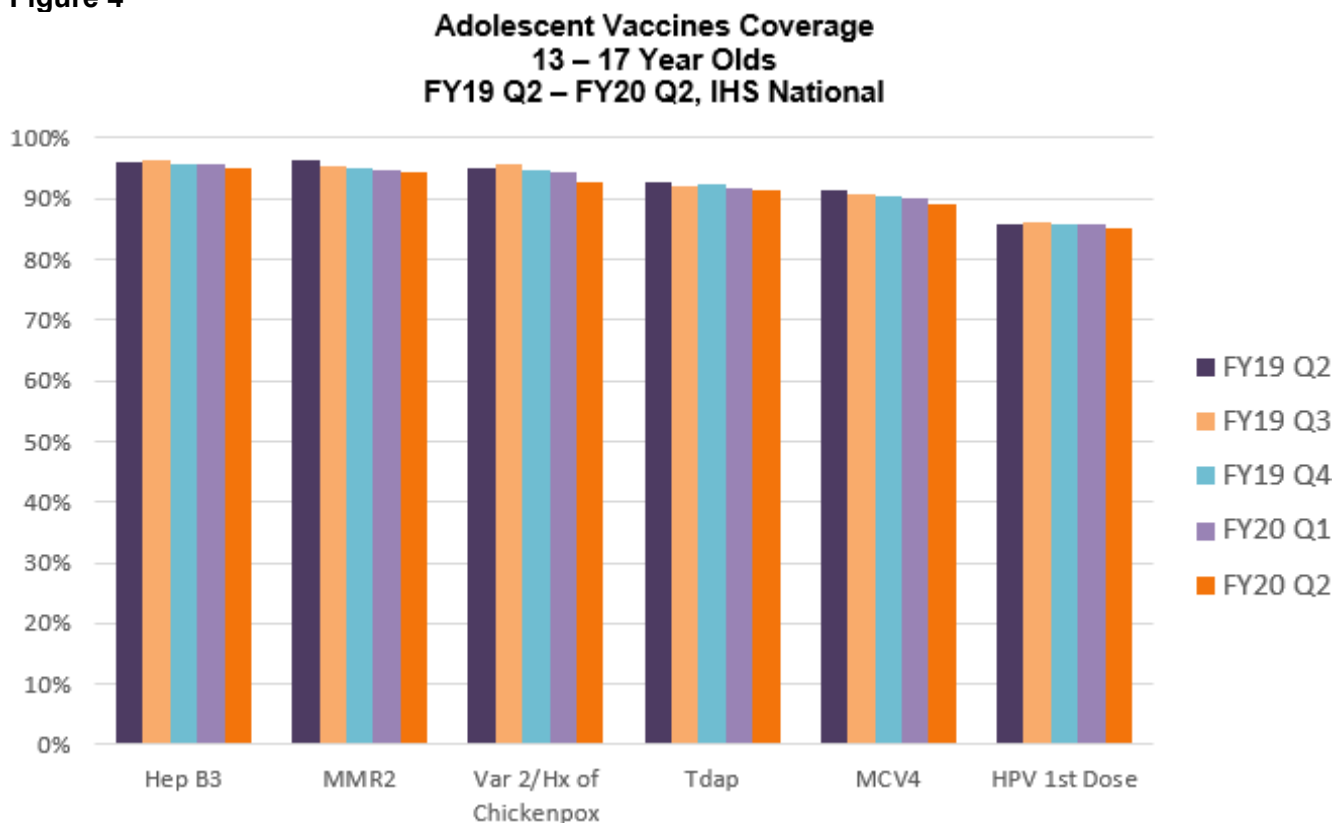
## Immunization Coverage for 13 – 17 year olds

For **FY20 Q2**, the 11 IHS Areas combined reported on 49,904 13–17 year olds compared to the FY20 Q1 report which included 63,410 13–17 year olds. Navajo Area did not submit data this quarter.

	IHS All Area Coverage	Range of Coverage
3 doses of Hepatitis B	95.1% (47,396/49,856)	79% - 99%
2 doses of MMR vaccine	94.2% (46,948/49,856)	78% - 99%
2 doses of Varicella vaccine or had a documented history of chickenpox	92.7% (46,240/49,856)	75% - 99%
1 dose of Tdap vaccine	91.2% (45,480/49,856)	75% - 99%
1 dose of MCV4 vaccine	89.1% (44,410/49,856)	65% - 99%
1 dose of HPV vaccine	85.1% (41,464/48,721)	60% - 99%

For **FY20 Q2**, 91.2% received 1 dose of Tdap vaccine, 89.1% had received 1 dose of MCV4 vaccine, and 85.1% received 1 dose of HPV vaccine [Figure 4].

**Figure 4**



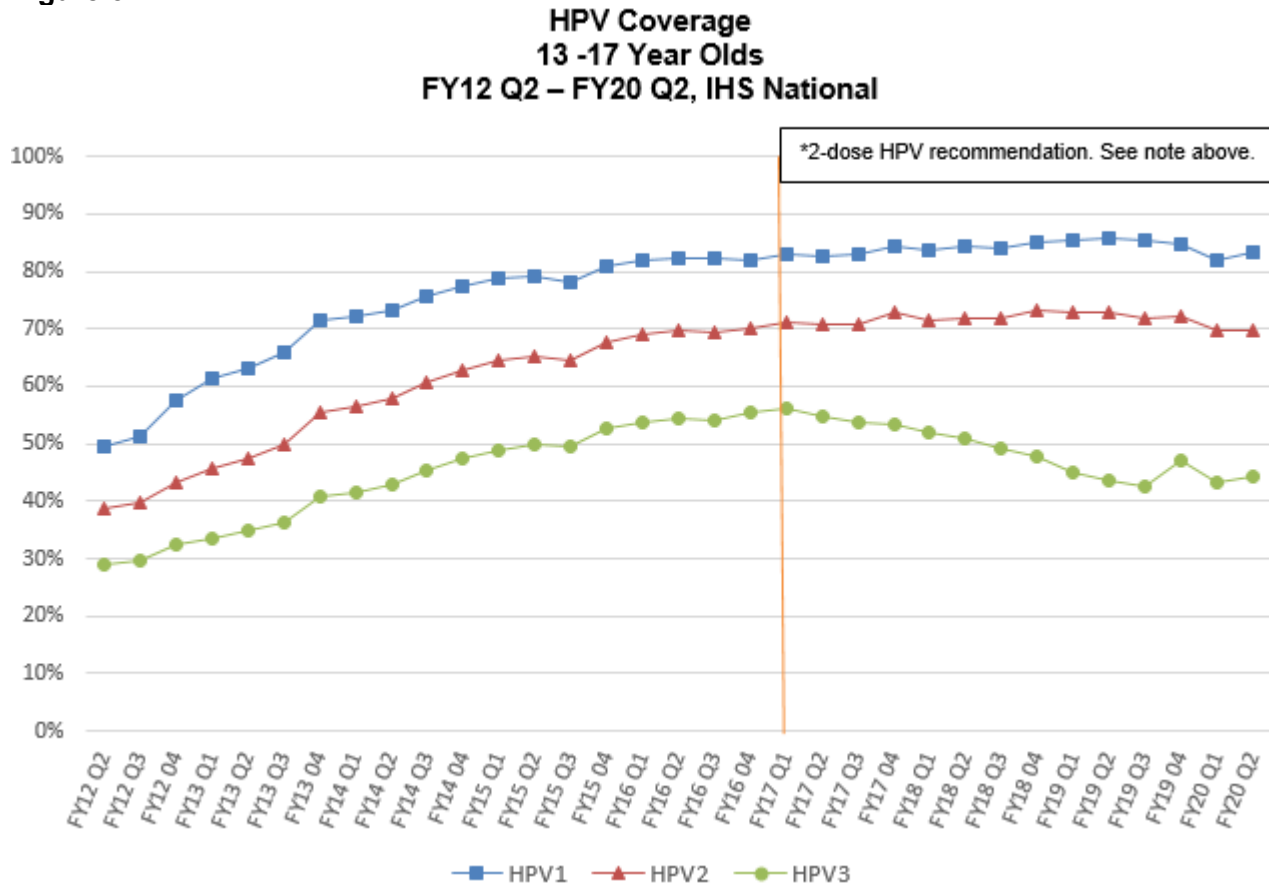
## HPV Coverage for 13 – 17 year olds

For **FY20 Q2**, the 11 IHS Areas combined reported on 49,856. 13 – 17 years of age compared to FY20 Q1 which included 63,093 13-17 year olds. For FY20 Q2, 83.5% (41,464/49,645) had received 1 dose of HPV, 69.9% (34,705/49,645) had received 2 doses of HPV and 44.3% (22,000/48,721) had received 3 doses of HPV [Figure 5]. Navajo Area did not submit data this quarter.

For **FY20 Q2**, coverage by Area ranged from 64% - 97% for HPV1, 50% - 91% for HPV2, and 28% – 63% for HPV3.

\* NOTE: IHS implemented the 2-dose HPV schedule into the clinical decision support, however it is not reflected in the reports. Therefore, the HPV 2<sup>nd</sup> and 3<sup>rd</sup> dose coverage currently do not reflect the true coverage.

**Figure 5**



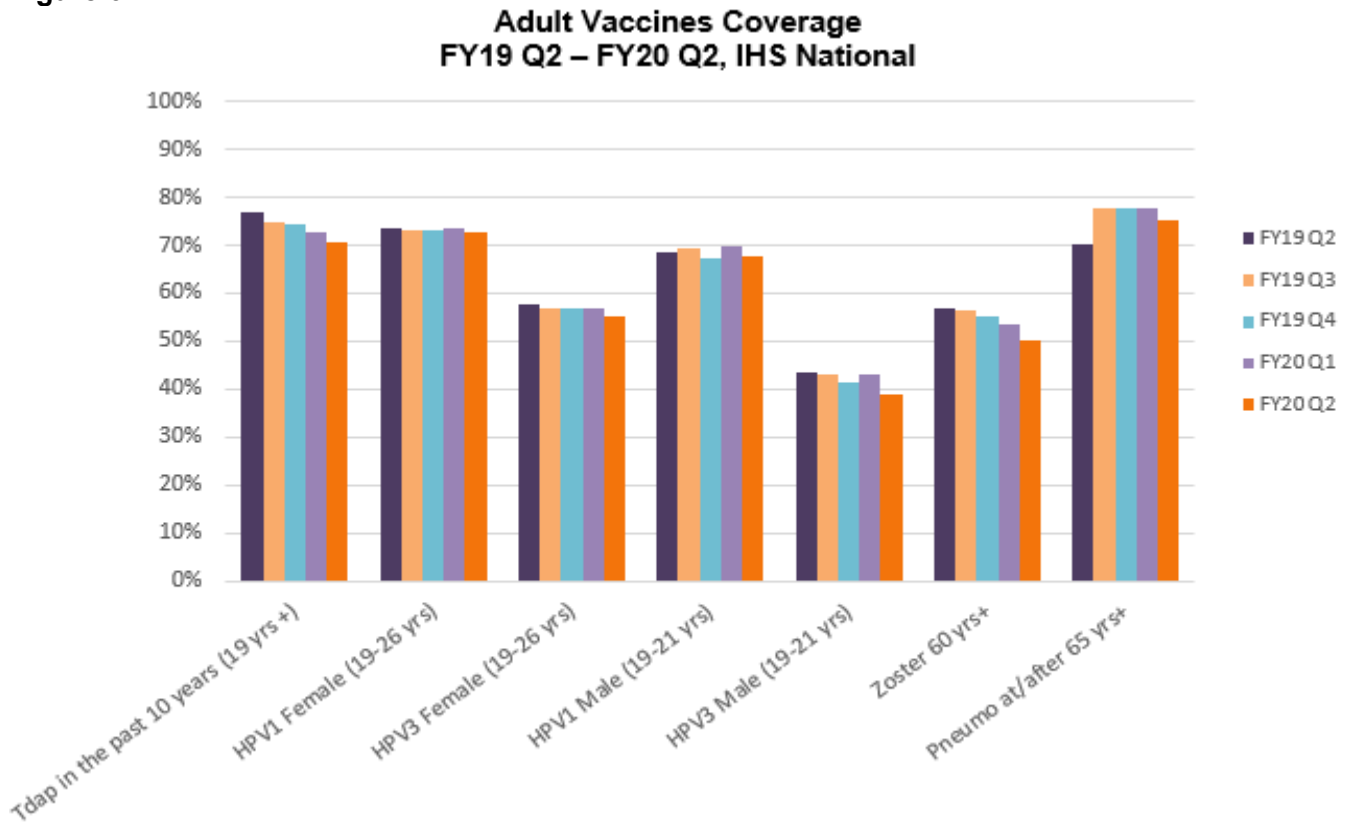
## Adult Report

The Adult Immunization Report was collected for the first time in FY12 Q4. This report displays data on patients meeting the “Active Clinical User” definition (e.g. 2 visits in the last 3 years) and reports vaccination rates for the following vaccines and age groups: Tdap in those 19 years+; HPV 1, 2 and 3 doses in females 19-26 years; HPV 1, 2, and 3 doses in males 19-21 years; Zoster vaccine in those 60 years+, and Pneumococcal polysaccharide vaccine at or after age 65 years.

For **FY20 Q2** data was collected from all 10 IHS Areas on 314,669 active clinical patients 19 years and older compared to FY20 Q1 which included 391,626. Below is a chart with the coverage for each of the adult vaccines. Navajo and Alaska Area did not report adult immunization data this quarter.

	All IHS Area Coverage	Range of Coverage
1 dose of Tdap (19 years and older)	70.6% (222,239/314,669)	54% - 86%
1 dose of HPV females (19-26 years)	72.6% (21,926/30,211)	46% - 87%
3 doses of HPV females (19-26 years)	55.1% (16,633/30,211)	32% - 80%
1 dose of HPV males (19-21 years)	67.7% (5,323/7,862)	38% - 88%
3 dose of HPV males (19-21 years)	39.0% (3,068/7,862)	21% - 62%
1 dose of Zoster (60 years and older)	50.2% (35,885/71,498)	32% - 78%
1 dose of Pneumo at/after 65 years	75.2% (35,293/46,908)	51% - 86%

**Figure 6**



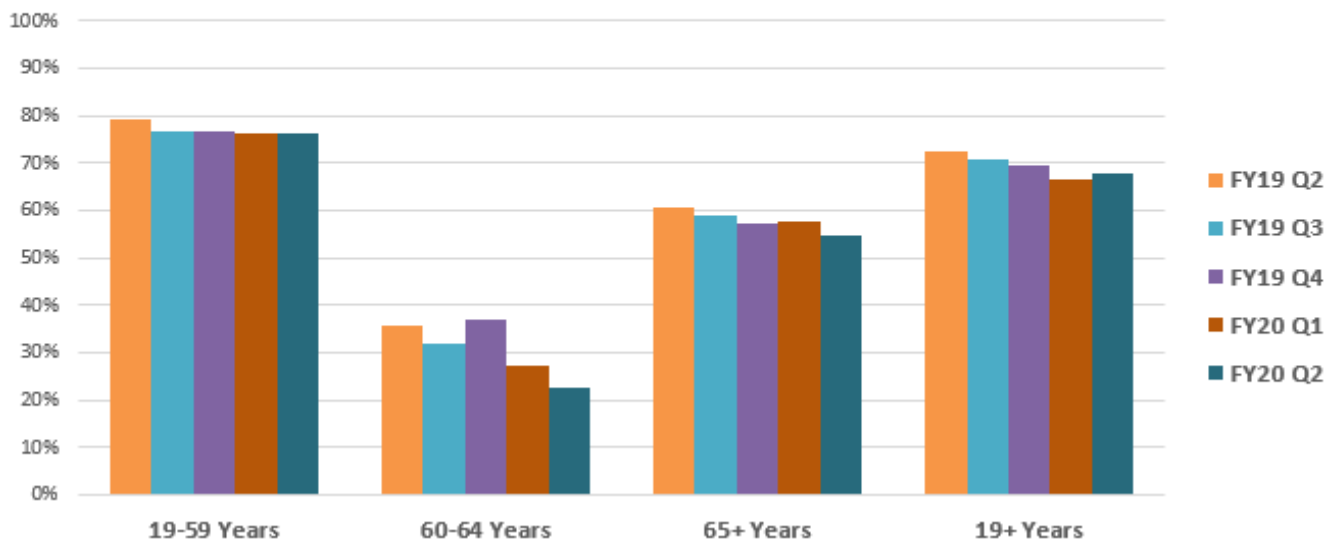
## Adult Composite Report

The Adult composite measure data is included in the Adult Immunization Report and is being collected for the first time in FY17 Q2. This report collects data on patients meeting the “Active Clinical User” definition (e.g. 2 visits in the last 3 years) and reports vaccination rates for the following vaccines and age groups: 19-59 years with Tdap ever and Tdap/Td <10 years; 60-64 years with Tdap ever and Tdap/Td <10 years and Zoster; 65+ years with Tdap ever and Tdap/Td <10 years and Zoster and Pneumo; and 19 years and older with appropriately vaccinated per age recommendation.

	All IHS Area Coverage	Range of Coverage
Tdap ever and Tdap/Td < 10 years (19-59 years)	76.0% (184,053/242,114)	53% - 95%
Tdap ever and Tdap/Td < 10 years (60-64 years)	22.4% (5,840/26,098)	14% - 88%
Tdap ever and Tdap/Td < 10 years and Zoster and Pneumo (65 years and older)	54.8% (25,379/46,295)	27% - 91%
Appropriately vaccinated per age recommendation (19 years and older)	67.8% (213,317/314,669)	47% - 86%

Figure 7

**Adult Vaccine Composite Measures\*  
Appropriately Vaccinated Per Age Recommendations  
FY19 Q2 – FY20 Q2, IHS National**



\* 19-59 years with Tdap ever and Tdap/Td <10 years; 60-64 years with Tdap ever and Tdap/Td <10 years and Zoster; 65+ years with Tdap ever and Tdap/Td <10 years and Zoster and Pneumo; and 19 years and older with appropriately vaccinated per age recommendation.