



**To:** Director of IHS Maternal & Child Health Program  
IHS Area Chief Medical Officers  
IHS Area Immunization Coordinators  
Tribal Epidemiology Centers

**From:** Jillian Doss-Walker, Interim IHS Immunization Program Manager

**Subject:** Fourth Quarter FY 2020 Immunization Report (July 1, 2020 – September 30, 2020)

**Date:** January 11, 2021

The Indian Health Service, Tribal and Urban Indian immunization programs report on the immunization status of American Indian and Alaska Native (AI/AN) children 3-27 months of age, 19 – 35 months of age, Adolescents 13 – 17 years of age and Adults. They also report on influenza vaccine coverage for all age groups. These reports are submitted to the IHS Division of Epidemiology and Disease Prevention on a quarterly basis. Alaska Area data is reflective of the one site reporting data in their Area that is utilizing RPMS.

### ***3-27 Month Old Report***

The 3 – 27 month report is designed to help programs ensure timely vaccination and identify children who may be falling behind so they can be brought up to date. The criteria listed below are used to monitor coverage in the following age groups:

<b>Age Group</b>	<b>Vaccines</b>	<b>Age Group</b>	<b>Vaccines</b>
<b>3-4 months</b>	<ul style="list-style-type: none"><li>• DTAP1</li><li>• IPV 1</li><li>• Hib 1</li><li>• Hepatitis B 1</li><li>• PCV1</li><li>• (ROTA1)<sup>†</sup></li></ul>	<b>16-18 months</b>	<ul style="list-style-type: none"><li>• DTAP 3</li><li>• IPV 2</li><li>• MMR 1</li><li>• Hib 2/3</li><li>• Hepatitis B 2</li><li>• Varicella</li><li>• PCV3</li><li>• (ROTA3)<sup>†</sup></li></ul>
<b>5-6 Months</b>	<ul style="list-style-type: none"><li>• DTAP 2</li><li>• IPV 2</li><li>• Hib 2</li><li>• Hepatitis B 2</li><li>• PCV2</li><li>• (ROTA2)<sup>†</sup></li></ul>	<b>19-23 months</b>	<ul style="list-style-type: none"><li>• DTAP 4</li><li>• IPV 3</li><li>• MMR 1</li><li>• Hib 3/4</li><li>• Hepatitis B 3</li><li>• Varicella</li><li>• PCV4</li><li>• (ROTA3)<sup>†</sup></li></ul>
<b>7-15 months</b>	<ul style="list-style-type: none"><li>• DTAP 3</li><li>• IPV 2</li><li>• Hib 2</li><li>• Hepatitis B 2</li><li>• PCV3</li><li>• (ROTA3)<sup>†</sup></li></ul>	<b>24-27 months</b>	<ul style="list-style-type: none"><li>• DTAP 4</li><li>• IPV 3</li><li>• MMR 1</li><li>• Hib 3/4</li><li>• Hepatitis B 3</li><li>• Varicella</li><li>• PCV4</li><li>• (ROTA3)<sup>†</sup></li><li>• (Hepatitis A1)<sup>†</sup></li></ul>

<sup>†</sup> Not included in Age appropriate immunization coverage calculations

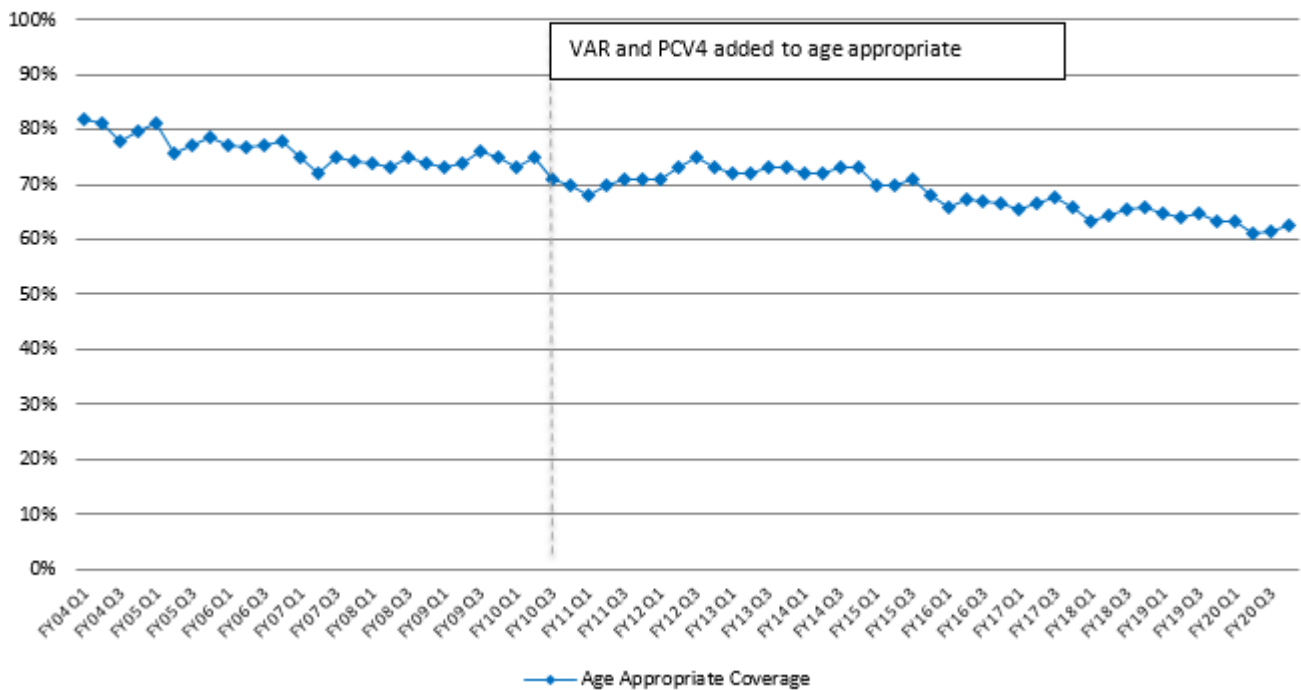
Rotavirus vaccine (ROTA) and hepatitis A, though recommended, are not included in overall age appropriate coverage calculations. Data on ROTA and hepatitis A vaccine coverage are reported where available.

### 3-27 Month Old Report

For **FY20 Q4**, 12 IHS Areas submitted immunization reports from IHS, Tribal, and Urban Indian health centers (I/T/U). This composite report provides information on the immunization status of 19,302 children 3-27 months old. Of these, 12,043 or 62.4% received all age-appropriate vaccinations compared to 61.6% (12,538/20,369) of children 3-27 months in the 3rd Quarter of FY20 [Figure 1].

**Figure 1**

#### Age Appropriate Immunization Coverage 3-27 Month Olds FY04 Q3 – FY20 Q4, IHS National



## Two Year Old Report

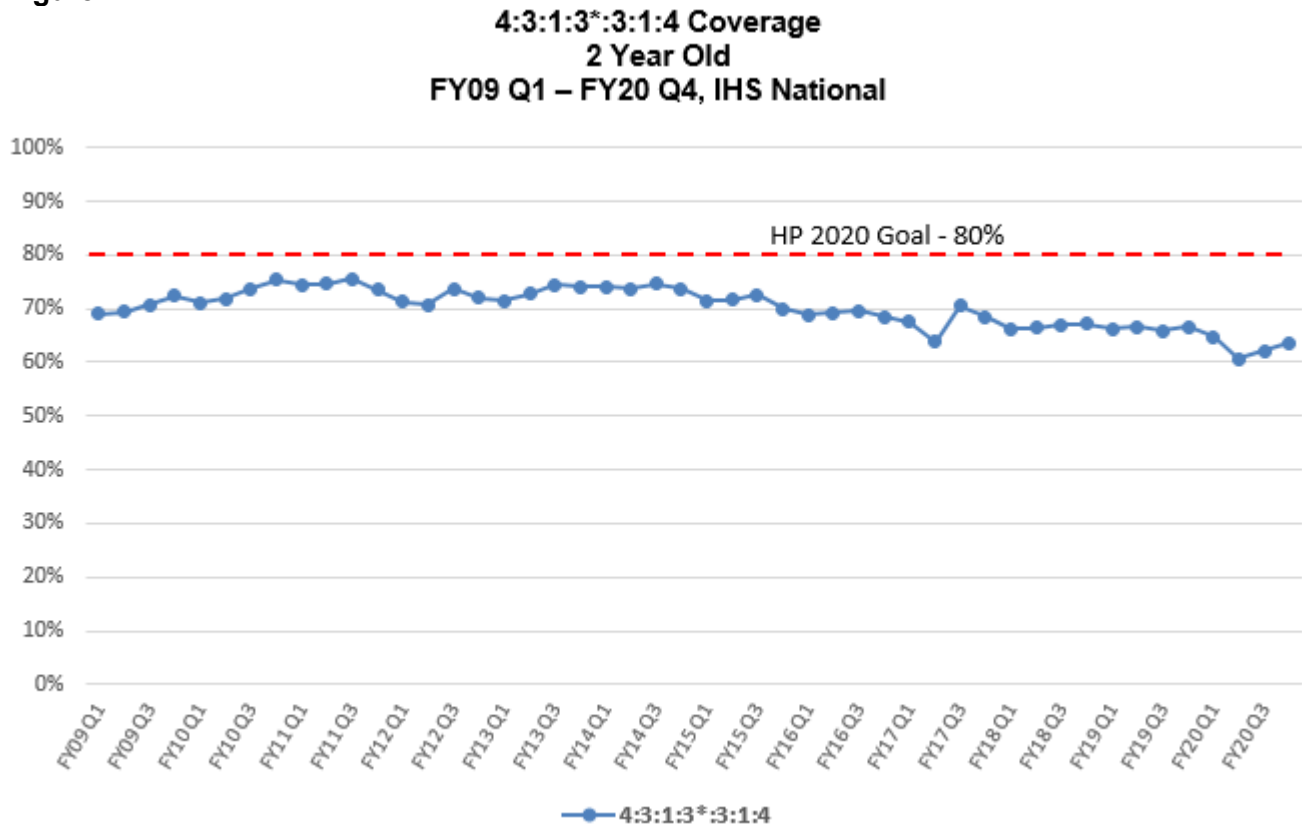
The two year old report (children 19-35 months old) is used to monitor progress towards the GPRA childhood immunization indicator.

Starting in 2011, the vaccines series measure used to monitor coverage in this age group is, the 4:3:1:3\*:3:1:4 (4 DTaP, 3 IPV, 1 MMR, the full series of Hib (3 or 4 doses, depending on product type of vaccine), 3 Hep B, 1 VAR, 4 PCV) series. The HP 2020 goal is 80% with the 4:3:1:3\*:3:1:4 series, and 90% coverage with each individual vaccine in the series.

### 4:3:1:3\*:3:1:4 Series

In **FY20 Q4**, 12 IHS Areas completed reports. Overall 63.6% (8,996/14,148) of two year olds had completed the 4:3:1:3\*:3:1:4 vaccine series compared to 62.2% (9,470/15,234) in FY20 Q3.

**Figure 2**



4:3:1:3\*:3:1:4 series includes 4 doses of DTaP, 3 doses of Polio (IPV), 1 dose of MMR, the full series of Hib (3 or 4 doses, depending on product type of vaccine), 3 doses of Hep B, 1 dose of Varicella and 4 doses of PCV

## Adolescent Report

This report displays vaccination data on adolescents 13 – 17 years who meet the “Active Clinical User” definition (2 visits in the last 3 years). The report is designed to monitor uptake of recommended adolescent vaccines (e.g. tetanus toxoid, reduced diphtheria toxoid and acellular pertussis [Tdap], meningococcal conjugate [MCV4], and human papillomavirus [HPV] vaccines) and monitor coverage in the adolescent population with the following recommended childhood vaccines: 1 dose of Td or Tdap, 3 doses of hepatitis B, 2 doses of MMR, and 2 doses of Varicella/Hx of chickenpox. A summary of immunization coverage for 13 year olds and 13 –17 year olds with these vaccines is included below.

### Immunization Coverage for 13 year olds

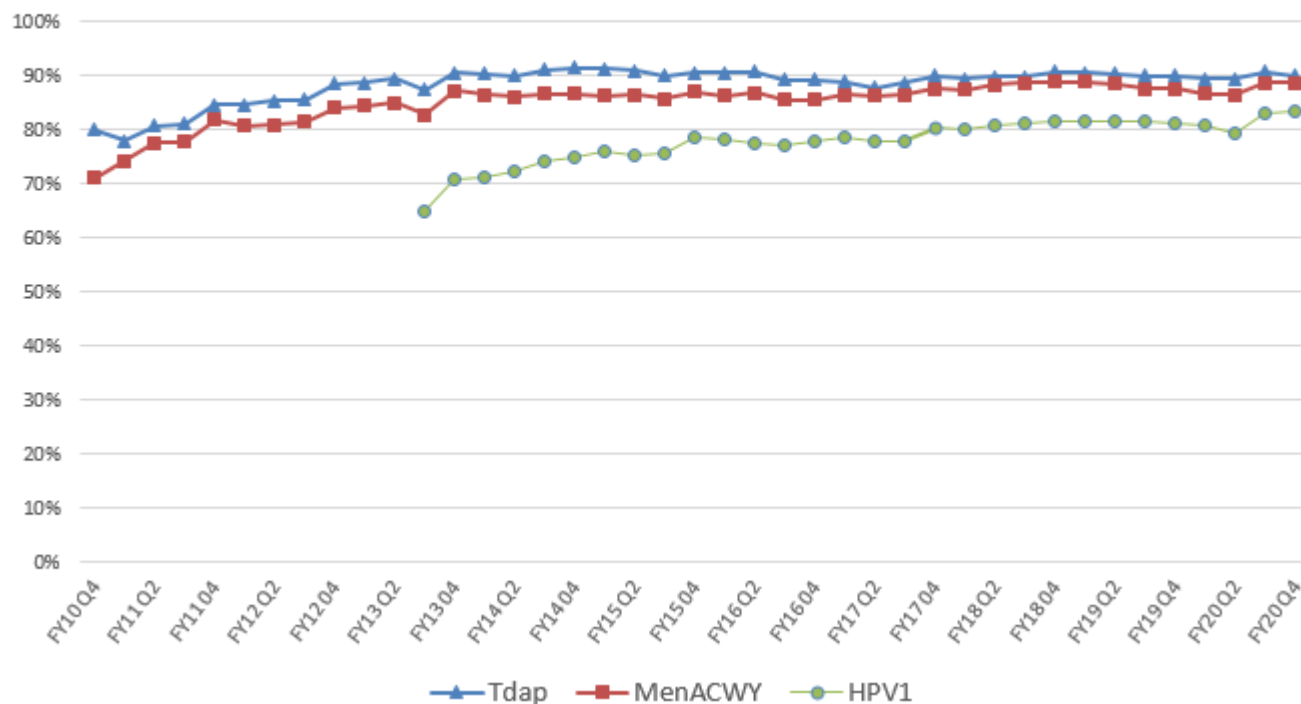
For **FY20 Q4**, the 12 IHS Areas combined reported on 11,784 thirteen year olds compared to 12,729 thirteen year olds in the FY20 Q3 report.

	IHS All Area Coverage	Range of Coverage
1 dose of Tdap	89.9% (10,590/11,784)	78% - 98%
1 dose of MCV4	88.7% (10,456/11,784)	71% - 98%
1 dose of HPV	83.6% (9,897/11,842)	58% - 94%

For **FY20 Q4**, 89.9% received 1 dose of Tdap vaccine, 88.7% had received 1 dose of MCV4 vaccine, and 83.6% received 1 dose of HPV [Figure 3].

**Figure 3**

### Adolescent Vaccines Coverage 13 Year Old FY10 Q4 – FY20 Q4, IHS National



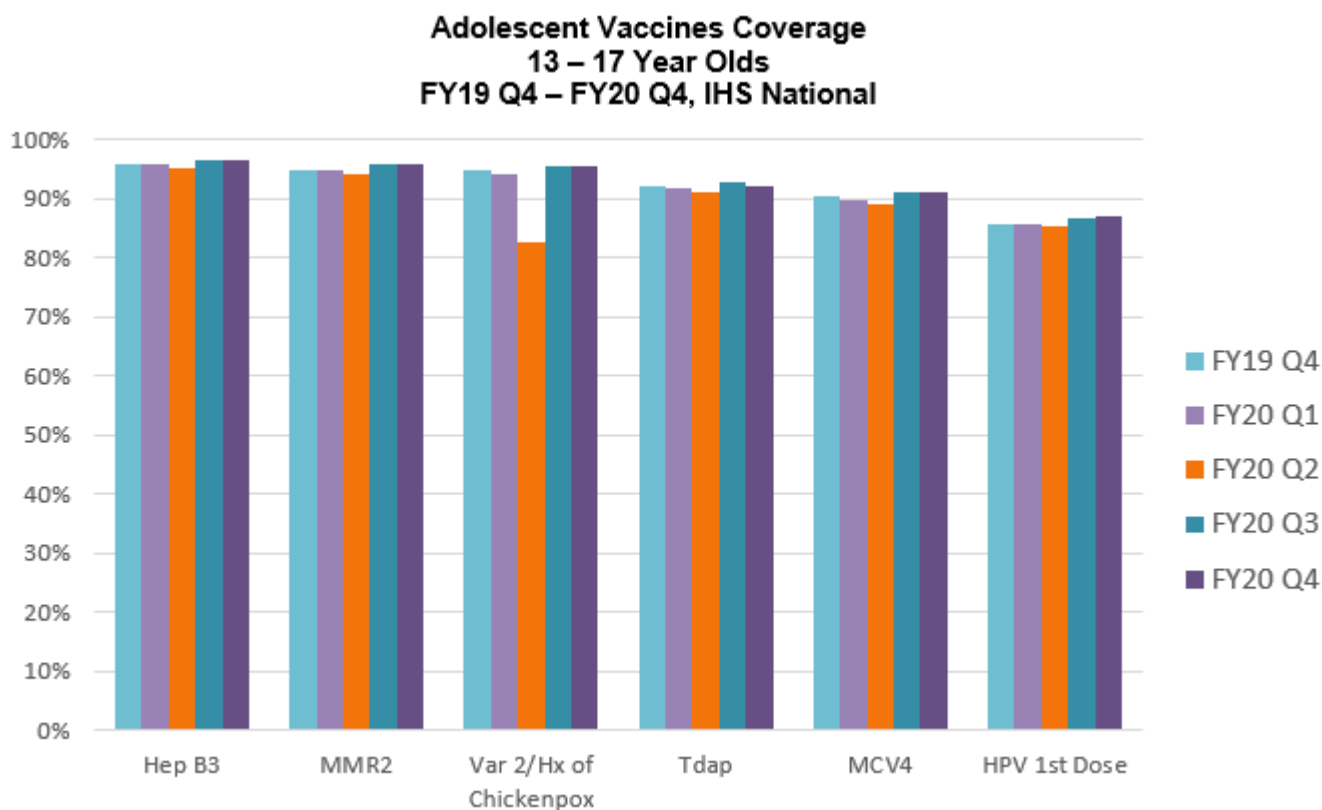
## Immunization Coverage for 13 – 17 year olds

For **FY20 Q4**, the 12 IHS Areas combined reported on 55,028 13–17 year olds compared to the FY20 Q3 report which included 59,460 13–17 year olds.

	IHS All Area Coverage	Range of Coverage
3 doses of Hepatitis B	96.5% (53,079/55,028)	79% - 99%
2 doses of MMR vaccine	95.9% (52,799/55,028)	78% - 99%
2 doses of Varicella vaccine or had a documented history of chickenpox	95.6% (52,624/55,028)	75% - 99%
1 dose of Tdap vaccine	92.3% (50,804/55,028)	75% - 99%
1 dose of MCV4 vaccine	91.2% (50,168/55,028)	65% - 99%
1 dose of HPV vaccine	86.9% (47,995/55,248)	60% - 99%

For **FY20 Q4**, 92.3% received 1 dose of Tdap vaccine, 91.2% had received 1 dose of MCV4 vaccine, and 86.9% received 1 dose of HPV vaccine [Figure 4].

**Figure 4**



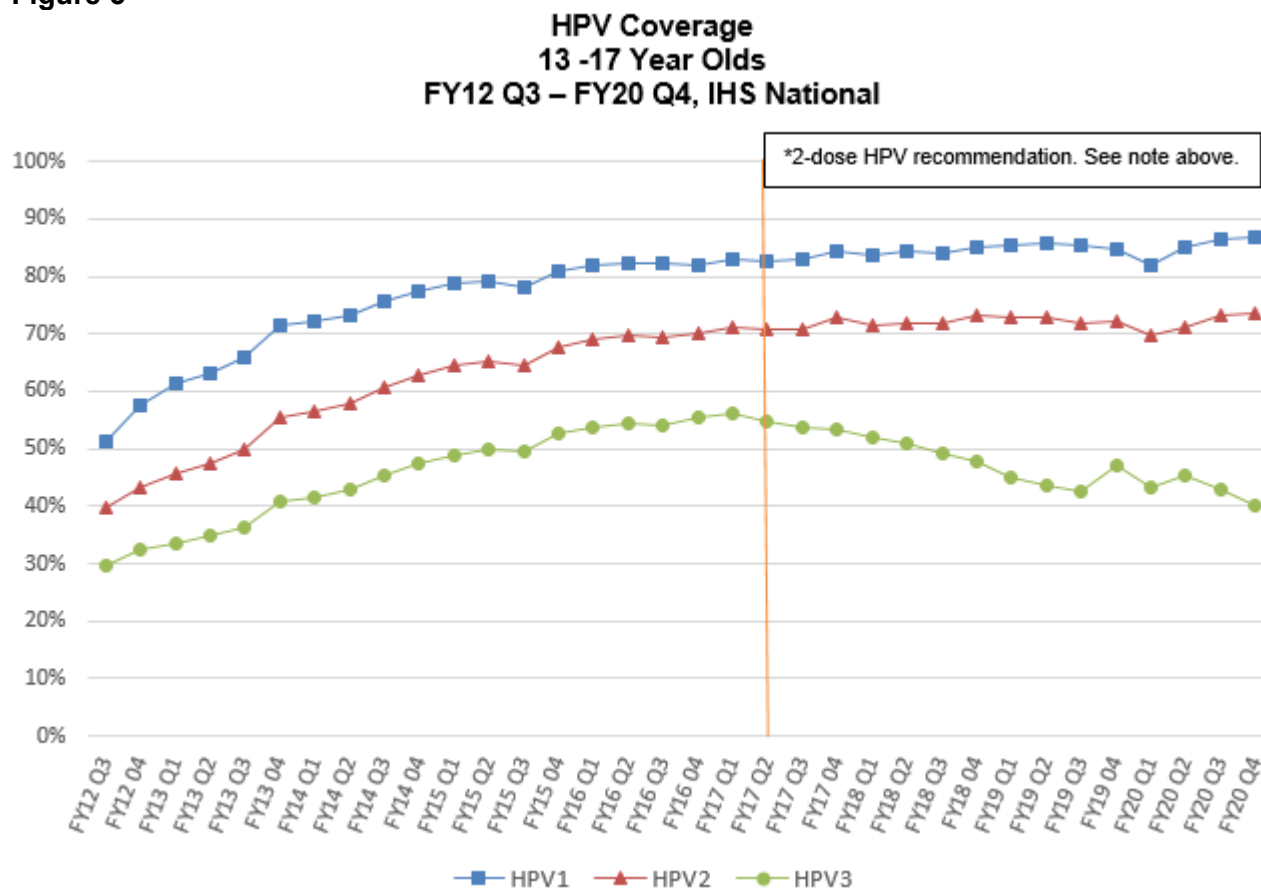
## HPV Coverage for 13 – 17 year olds

For **FY20 Q4**, the 12 IHS Areas combined reported on 55,028. 13 – 17 years of age compared to FY20 Q3 which included 59,460 13-17 year olds. For FY20 Q4, 86.9% (47,995/55,248) had received 1 dose of HPV, 73.6% (40,679/55,248) had received 2 doses of HPV and 40.1% (22,143/55,248) had received 3 doses of HPV [Figure 5].

For **FY20 Q4**, coverage by Area ranged from 64% - 97% for HPV1, 50% - 91% for HPV2, and 28% – 63% for HPV3.

\* NOTE: IHS implemented the 2-dose HPV schedule into the clinical decision support, however it is not reflected in the reports. Therefore, the HPV 2<sup>nd</sup> and 3<sup>rd</sup> dose coverage currently do not reflect the true coverage.

Figure 5



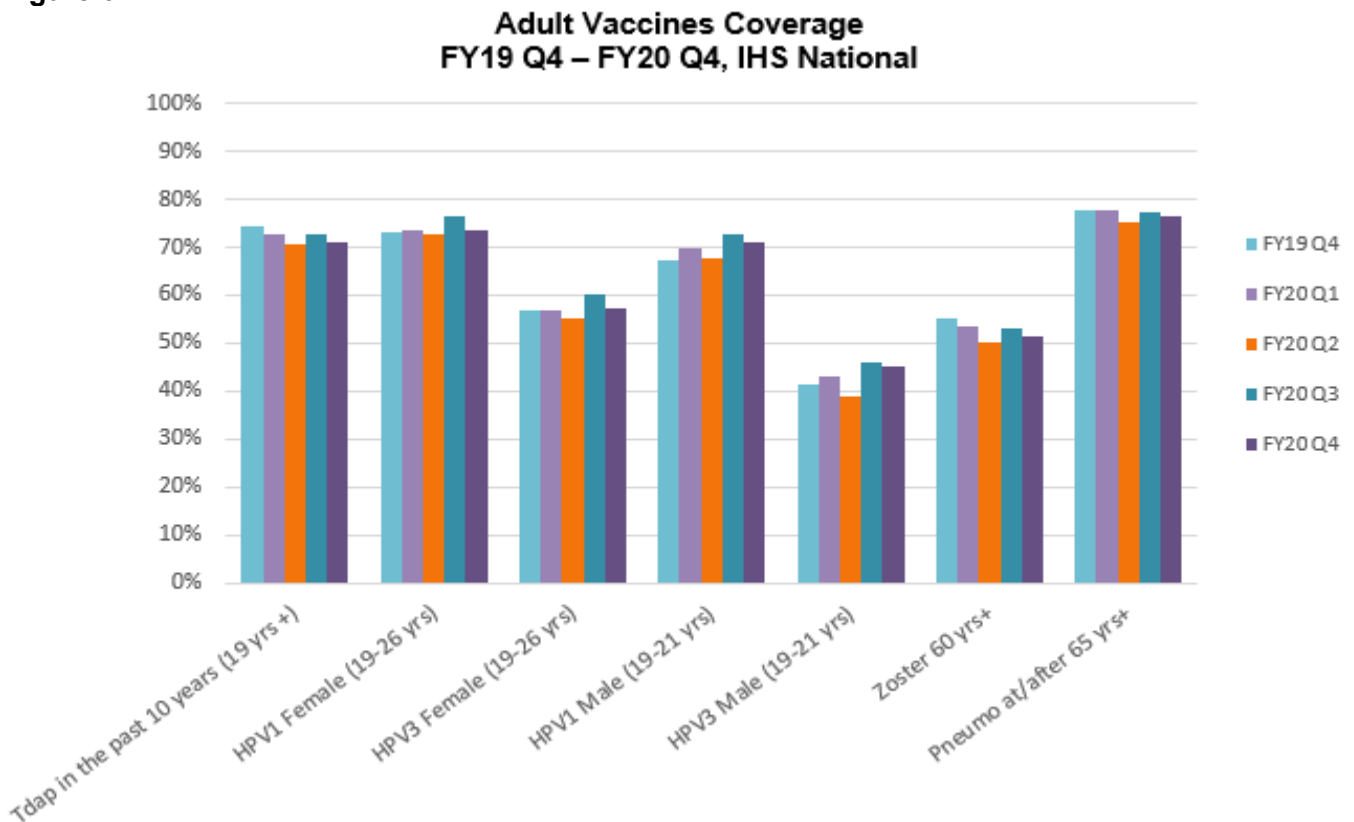
## Adult Report

The Adult Immunization Report was collected for the first time in FY12 Q4. This report displays data on patients meeting the “Active Clinical User” definition (e.g. 2 visits in the last 3 years) and reports vaccination rates for the following vaccines and age groups: Tdap in those 19 years+; HPV 1, 2 and 3 doses in females 19-26 years; HPV 1, 2, and 3 doses in males 19-21 years; Zoster vaccine in those 60 years+, and Pneumococcal polysaccharide vaccine at or after age 65 years.

For **FY20 Q4** data was collected from all 11 IHS Areas on 392,835 active clinical patients 19 years and older compared to FY20 Q3 which included 398,651. Alaska Area did not submit adult immunization data. Below is a chart with the coverage for each of the adult vaccines.

	All IHS Area Coverage	Range of Coverage
1 dose of Tdap (19 years and older)	71.1% (279,444/392,835)	54% - 86%
1 dose of HPV females (19-26 years)	73.4% (26,033/35,459)	46% - 87%
3 doses of HPV females (19-26 years)	57.1% (20,253/35,459)	32% - 80%
1 dose of HPV males (19-21 years)	71.1% (6,609/9,300)	38% - 88%
3 dose of HPV males (19-21 years)	45.2% (4,200/9,300)	21% - 62%
1 dose of Zoster (60 years and older)	51.5% (50,250/97,589)	32% - 78%
1 dose of Pneumo at/after 65 years	76.5% (50,123/65,493)	51% - 86%

**Figure 6**



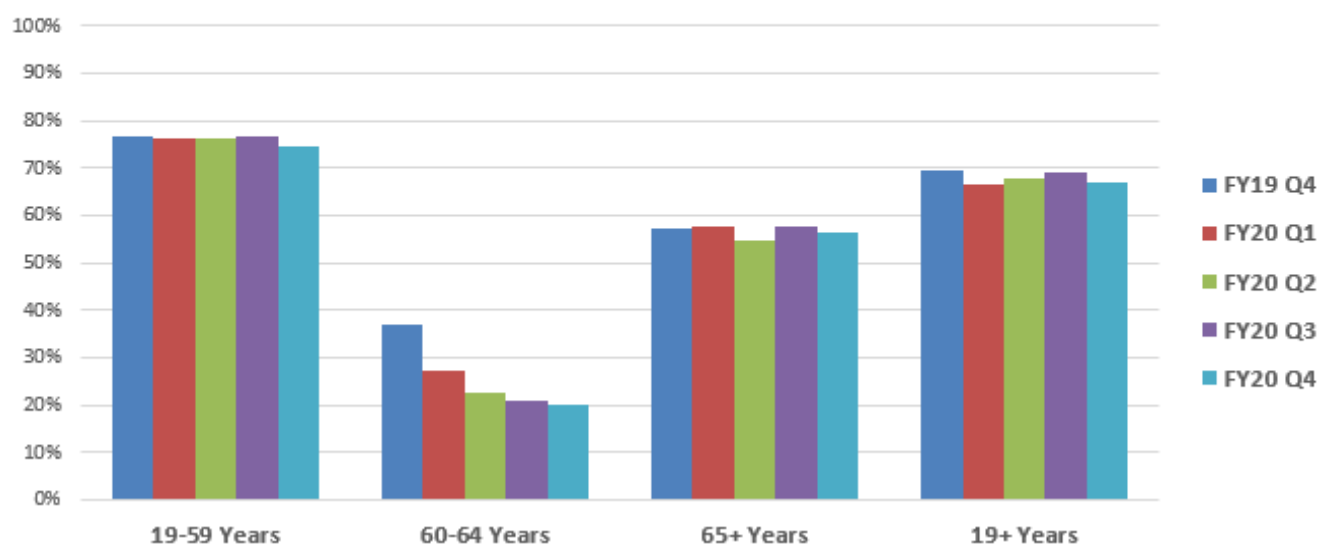
## Adult Composite Report

The Adult composite measure data is included in the Adult Immunization Report and is being collected for the first time in FY17 Q1. This report collects data on patients meeting the “Active Clinical User” definition (e.g. 2 visits in the last 3 years) and reports vaccination rates for the following vaccines and age groups: 19-59 years with Tdap ever and Tdap/Td <10 years; 60-64 years with Tdap ever and Tdap/Td <10 years and Zoster; 65+ years with Tdap ever and Tdap/Td <10 years and Zoster and Pneumo; and 19 years and older with appropriately vaccinated per age recommendation. Alaska Area did not report adult immunization data this quarter.

	All IHS Area Coverage	Range of Coverage
Tdap ever and Tdap/Td < 10 years (19-59 years)	74.6% (219,797/294,714)	53% - 95%
Tdap ever and Tdap/Td < 10 years (60-64 years)	20.1% (6,433/32,013)	14% - 88%
Tdap ever and Tdap/Td < 10 years and Zoster and Pneumo (65 years and older)	56.3% (36,819/65,428)	27% - 91%
Appropriately vaccinated per age recommendation (19 years and older)	66.9% (262,773/392,835)	47% - 86%

**Figure 7**

### Adult Vaccine Composite Measures\* Appropriately Vaccinated Per Age Recommendations FY19 Q4 – FY20 Q4, IHS National



\* 19-59 years with Tdap ever and Tdap/Td <10 years; 60-64 years with Tdap ever and Tdap/Td <10 years and Zoster; 65+ years with Tdap ever and Tdap/Td <10 years and Zoster and Pneumo; and 19 years and older with appropriately vaccinated per age recommendation.