



To: Director of IHS Maternal & Child Health Program
IHS Area Chief Medical Officers
IHS Area Immunization Coordinators
Tribal Epidemiology Centers

From: Uzo Chukwuma, IHS Immunization Program Manager

Subject: Third Quarter FY 2022 Immunization Report (April 1, 2021 – June 30, 2021)

Date: July 29, 2022

The Indian Health Service, Tribal and Urban Indian immunization programs report on the immunization status of American Indian and Alaska Native (AI/AN) children 3-27 months of age, 19 – 35 months of age, Adolescents 13 – 17 years of age and Adults. They also report on influenza vaccine coverage for all age groups. These reports are submitted to the IHS Division of Epidemiology and Disease Prevention on a quarterly basis.

3-27 Month Old Report

The 3 – 27 month report is designed to help programs ensure timely vaccination and identify children who may be falling behind so they can be brought up to date. The criteria listed below are used to monitor coverage in the following age groups:

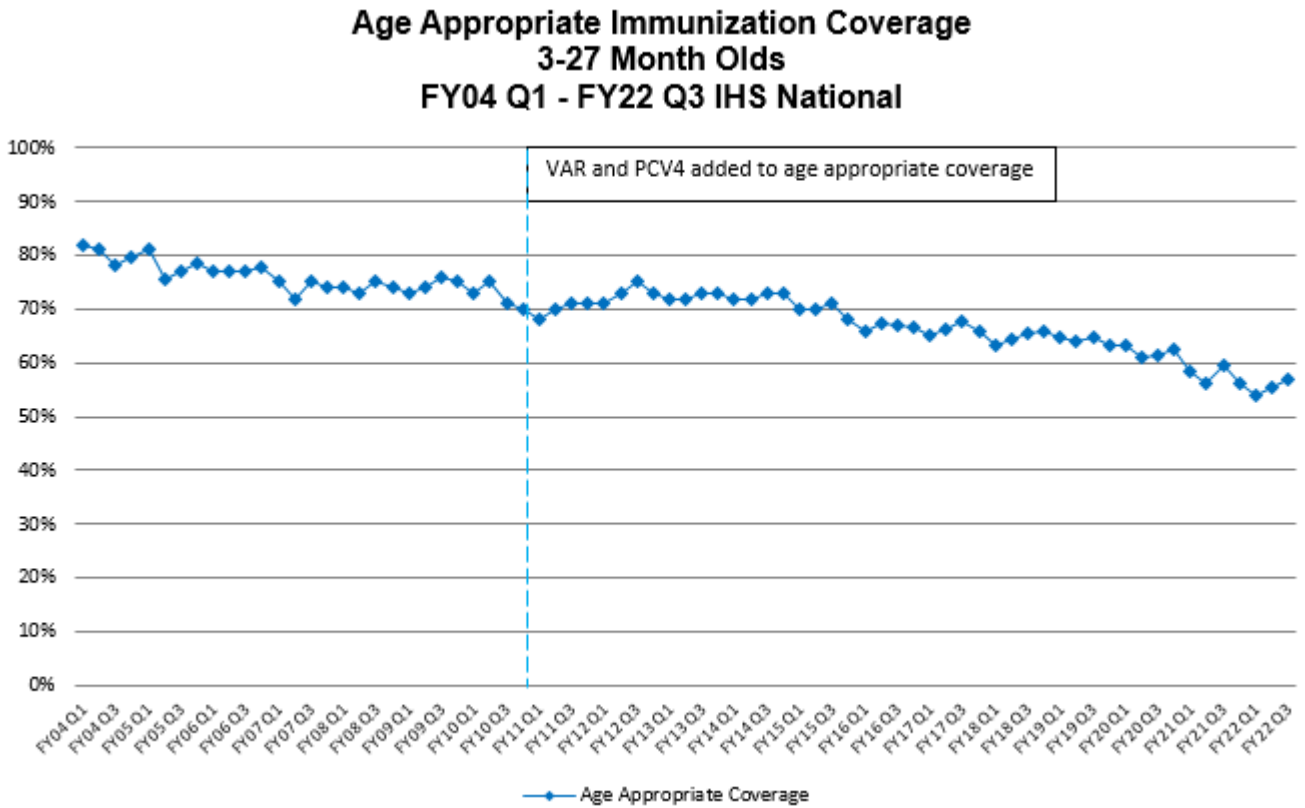
Table with 4 columns: Age Group, Vaccines, Age Group, Vaccines. Rows include age groups 3-4 months, 5-6 Months, 7-15 months, 16-18 months, 19-23 months, and 24-27 months with corresponding vaccine lists.

† Not included in Age appropriate immunization coverage calculations
Rotavirus vaccine (ROTA) and hepatitis A, though recommended, are not included in overall age appropriate coverage calculations. Data on ROTA and hepatitis A vaccine coverage are reported where available.

3-27 Month Old Report

For **FY22 Q3**, 12 IHS Areas submitted immunization reports from IHS, Tribal, and Urban Indian health centers (I/T/U). This composite report provides information on the immunization status of 18,064 children 3-27 months old. Of these, 10,294/18,064 or 57.0% received all age-appropriate vaccinations compared to 55.5% (10,692/19,273) of children 3-27 months in the 2nd Quarter of FY22 [Figure 1].

Figure 1



Two Year Old Report

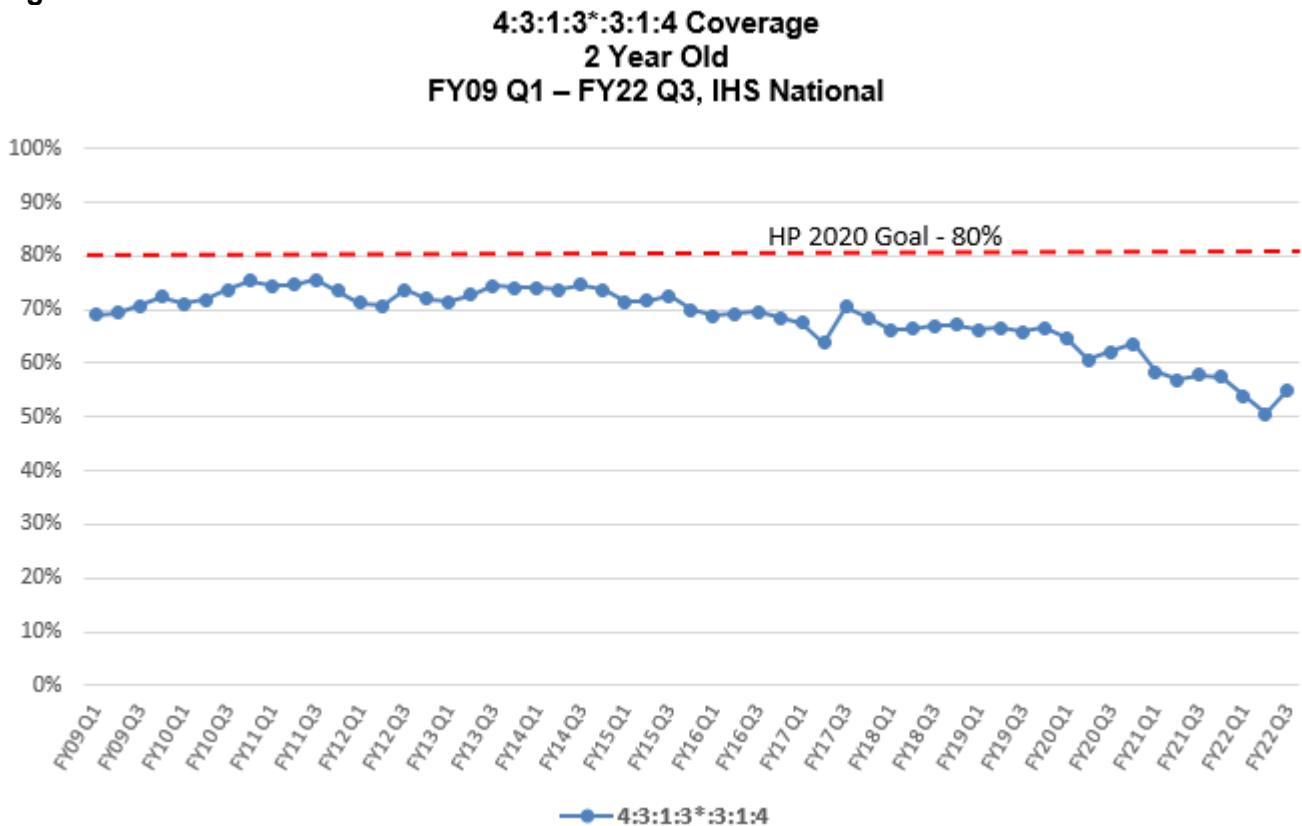
The two year old report (children 19-35 months old) is used to monitor progress towards the GPRA childhood immunization indicator.

Starting in 2011, the vaccines series measure used to monitor coverage in this age group is, the 4:3:1:3*:3:1:4 (4 DTaP, 3 IPV, 1 MMR, the full series of Hib (3 or 4 doses, depending on product type of vaccine), 3 Hep B, 1 VAR, 4 PCV) series. The HP 2020 goal is 80% with the 4:3:1:3*:3:1:4 series, and 90% coverage with each individual vaccine in the series.

4:3:1:3*:3:1:4 Series

In **FY22 Q3**, 12 IHS Areas completed reports. Overall 55.1% (7,453/13,516) of two year olds had completed the 4:3:1:3*:3:1:4 vaccine series compared to 50.5% (8,080/15,991) in FY22 Q2.

Figure 2



4:3:1:3*:3:1:4 series includes 4 doses of DTaP, 3 doses of Polio (IPV), 1 dose of MMR, the full series of Hib (3 or 4 doses, depending on product type of vaccine), 3 doses of Hep B, 1 dose of Varicella and 4 doses of PCV

Adolescent Report

This report collects data on adolescents 13 – 17 years who meet the “Active Clinical User “ definition (e.g. 2 visits in the last 3 years) and is designed to monitor uptake of recommended adolescent vaccines (e.g. tetanus toxoid, reduced diphtheria toxoid and acellular pertussis [Tdap], meningococcal conjugate [MCV4], and human papillomavirus [HPV] vaccines) and monitor coverage in the adolescent population with the following recommended childhood vaccines: 1 dose of Td or Tdap, 3 doses of hepatitis B, 2 doses of MMR, and 2 doses of Varicella/Hx of chickenpox. A summary of immunization coverage for 13 year olds and 13 –17 year olds with these vaccines is included below.

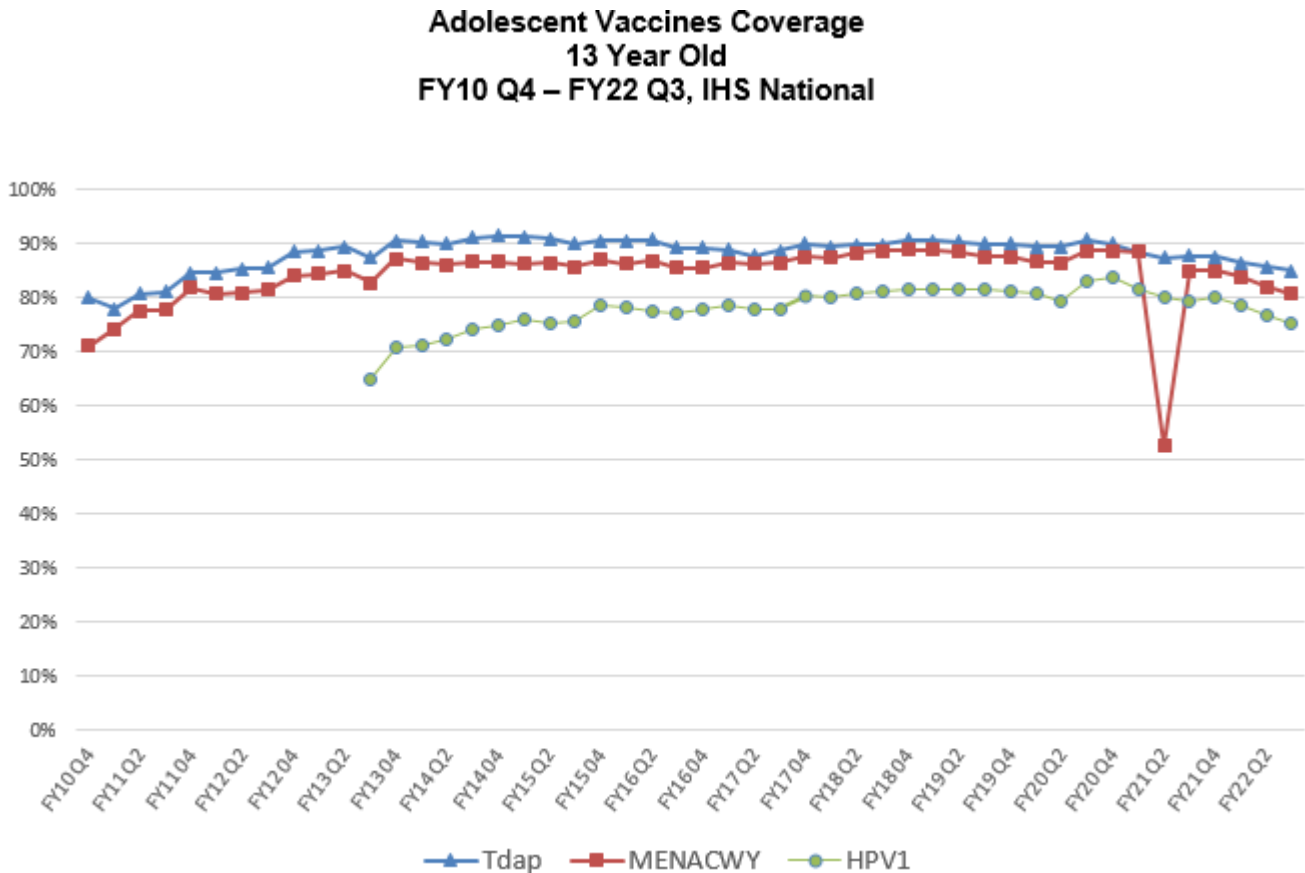
Immunization Coverage for 13 year olds

For **FY22 Q3**, the 12 IHS Areas combined reported on 11,627 thirteen year olds compared to 12,778 thirteen year olds in the FY22 Q2 report.

	IHS All Area Coverage	Range of Coverage
1 dose of Tdap	84.9% (9,875/11,627)	74% - 95%
1 dose of MENACWY	80.8% (9,397/11,627)	57% - 94%
1 dose of HPV	75.3% (8,757/11,625)	52% - 94%

For **FY22 Q3**, 84.9% received 1 dose of Tdap vaccine, 80.8% had received 1 dose of MENACWY vaccine, and 75.3% received 1 dose of HPV [Figure 3] compared to 85.7% received 1 dose of Tdap vaccine, 82.0% had received 1 dose of MENACWY vaccine, and 76.6% received 1 dose of HPV for FY22 Q2.

Figure 3



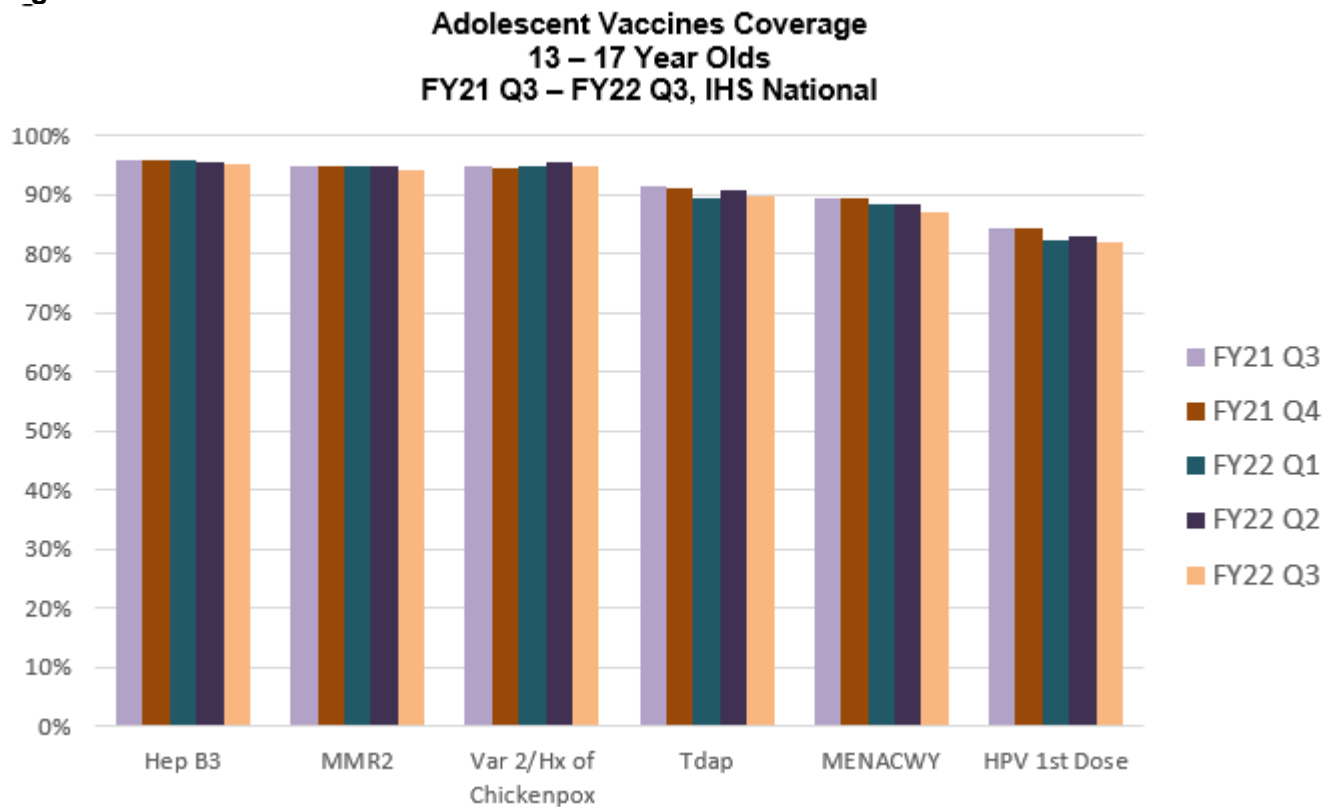
Immunization Coverage for 13 – 17 year olds

For **FY22 Q3**, the 12 IHS Areas combined reported on 57,033 13–17 year olds compared to the FY22 Q2 report which included 62,184 13–17 year olds.

	IHS All Area Coverage	Range of Coverage
3 doses of Hepatitis B	95.2% (54,312/57,033)	79% - 99%
2 doses of MMR vaccine	94.2% (53,731/57,033)	82% - 99%
2 doses of Varicella vaccine or had a documented history of chickenpox	94.8% (54,084/57,033)	75% - 99%
1 dose of Tdap vaccine	89.7% (51,160/57,033)	78% - 97%
1 dose of MENACWY vaccine	86.9% (49,578/57,033)	62% - 97%
1 dose of HPV vaccine	82.0% (46,729/57,016)	57% - 96%

For **FY22 Q3**, 89.7% received 1 dose of Tdap vaccine, 86.9% had received 1 dose of MENACWY vaccine, and 82.0% received 1 dose of HPV vaccine [Figure 4] compared to 90.8% received 1 dose of Tdap vaccine, 88.3% had received 1 dose of MENACWY vaccine, and 83.0% received 1 dose of HPV vaccine for FY22 Q2.

Figure 4



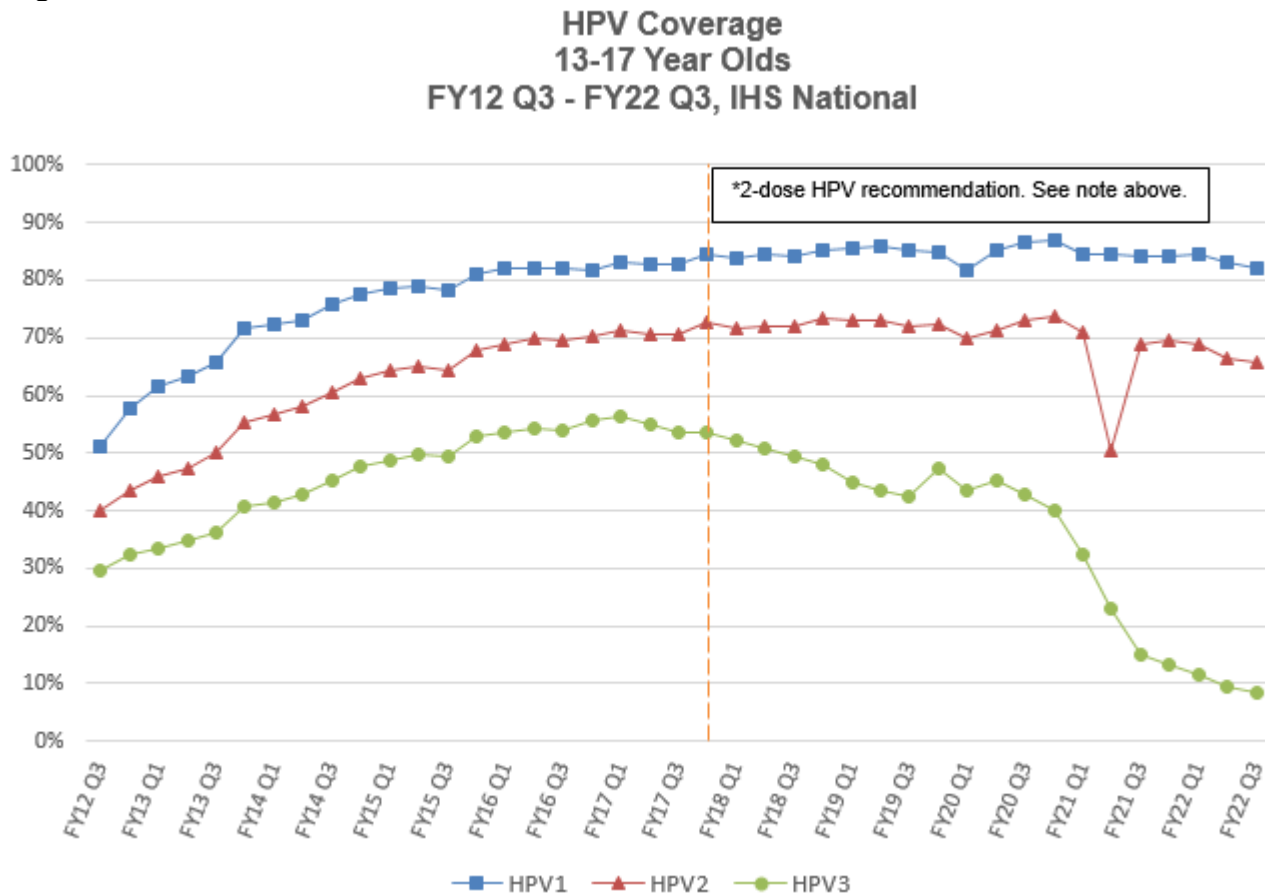
HPV Coverage for 13 – 17 year olds

For **FY22 Q3** the 12 IHS Areas combined reported on 32,231 females in the group and 31,340 males in the group for a total of 57,033 13–17 years of age compared to FY22 Q2, which included 62,184 13-17 year olds. For FY22 Q3, 82.0% (46,729/57,033) had received 1 dose of HPV, 65.7% (37,485/57,033) had received 2 doses of HPV and 8.3% (4,732/57,033) had received 3 doses of HPV [Figure 5].

For **FY22 Q3**, coverage by Area ranged from 57% - 96% for HPV1, 41% - 85% for HPV2, and 4% – 24% for HPV3.

* NOTE: IHS implemented the 2-dose HPV schedule into the clinical decision support, however it is not reflected in the reports. Therefore, the HPV 2nd and 3rd dose coverage currently do not reflect the true coverage.

Figure 5



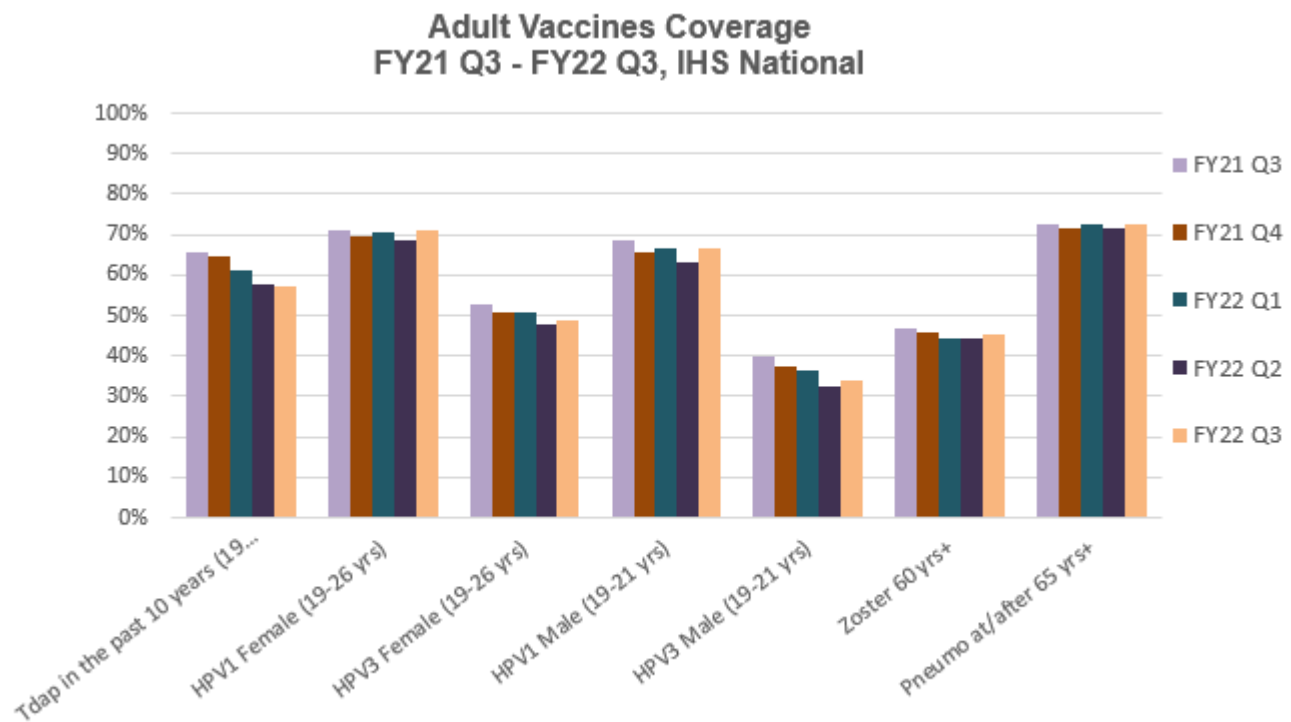
Adult Report

The Adult Immunization Report was collected for the first time in FY12 Q4. This report collects data on patients meeting the “Active Clinical User” definition (e.g. 2 visits in the last 3 years) and reports vaccination rates for the following vaccines and age groups: Tdap in those 19 years+; HPV 1, 2 and 3 doses in Females 19-26 years; HPV 1, 2, and 3 doses in Males 19-21 years; Zoster vaccine in those 60 years+, and Pneumococcal polysaccharide vaccine at or after age 65 years.

For **FY22 Q3** data was collected from all of the 12 IHS Areas on 348,558 active clinical patients 19 years and older compared to FY22 Q2 which included 396,627. Below is a chart with the coverage for each of the adult vaccines.

	All IHS Area Coverage	Range of Coverage
1 dose of Tdap (19 years and older)	57.2% (199,225/348,558)	46% - 71%
1 dose of HPV females (19-26 years)	70.9% (20,360/28,707)	49% - 87%
3 doses of HPV females (19-26 years)	48.9% (14,044/28,707)	32% - 70%
1 dose of HPV males (19-21 years)	66.7% (75,631/8,438)	35% - 84%
3 dose of HPV males (19-21 years)	33.9% (2,864/8,438)	14% - 66%
1 dose of Zoster (60 years and older)	45.3% (44,189/97,618)	25% - 58%
1 dose of Pneumo at/after 65 years	72.6% (48,565/66,928)	46% - 83%

Figure 6



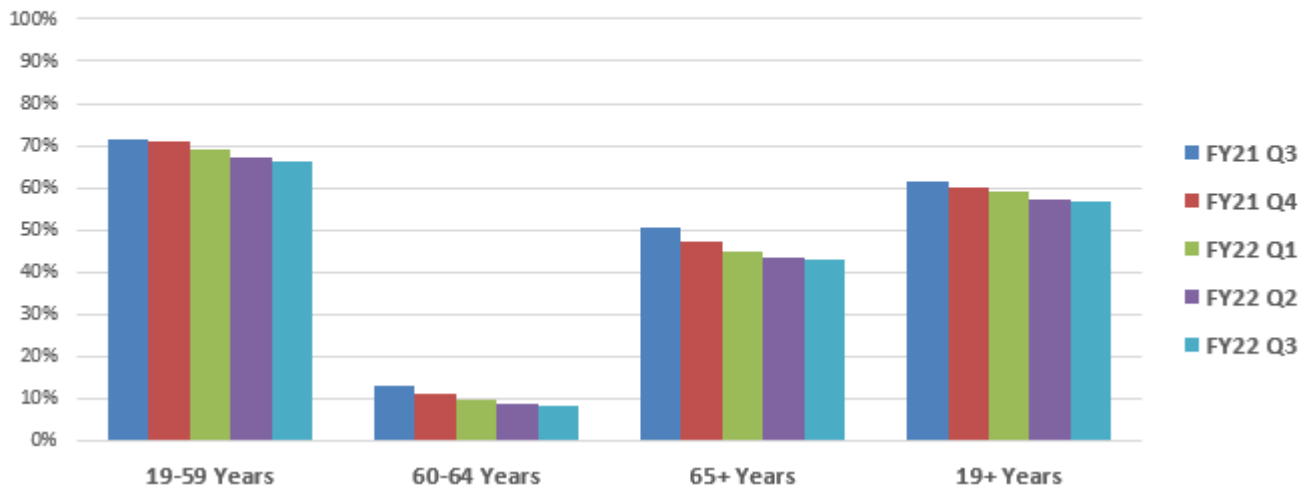
Adult Composite Report

The Adult composite measure data is included in the Adult Immunization Report and is being collected for the first time in FY17 Q3. This report collects data on patients meeting the “Active Clinical User” definition (e.g. 2 visits in the last 3 years) and reports vaccination rates for the following vaccines and age groups: 19-59 years with Tdap ever and Tdap/Td <10 years; 60-64 years with Tdap ever and Tdap/Td <10 years and Zoster; 65+ years with Tdap ever and Tdap/Td <10 years and Zoster and Pneumo; and 19 years and older with appropriately vaccinated per age recommendation.

	All IHS Area Coverage	Range of Coverage
Tdap ever and Tdap/Td < 10 years (19-59 years)	66.4% (164,719/247,915)	53% - 95%
Tdap ever and Tdap/Td < 10 years (60-64 years)	8.2% (2,543/30,841)	14% - 88%
Tdap ever and Tdap/Td < 10 years and Zoster and Pneumo (65 years and older)	43.2% (28,824/66,747)	27% - 91%
Appropriately vaccinated per age recommendation (19 years and older)	56.6% (197,220/348,558)	47% - 86%

Figure 7

Adult Vaccine Composite Measures*
Appropriately Vaccinated Per Age Recommendations
 FY21 Q3 - FY22 Q3, IHS National



* 19-59 years with Tdap ever and Tdap/Td <10 years; 60-64 years with Tdap ever and Tdap/Td <10 years and Zoster; 65+ years with Tdap ever and Tdap/Td <10 years and Zoster and Pneumo; and 19 years and older with appropriately vaccinated per age recommendation.