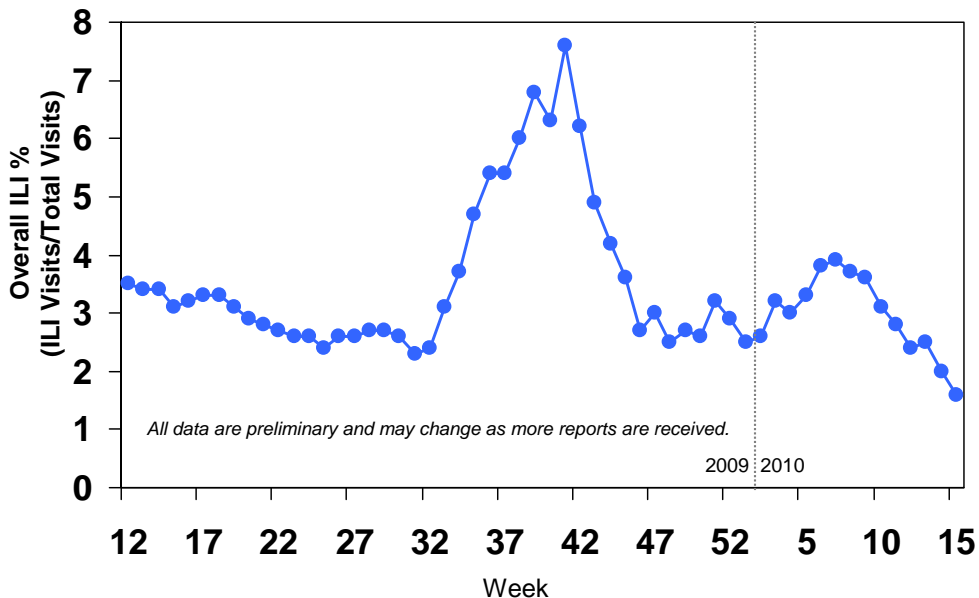




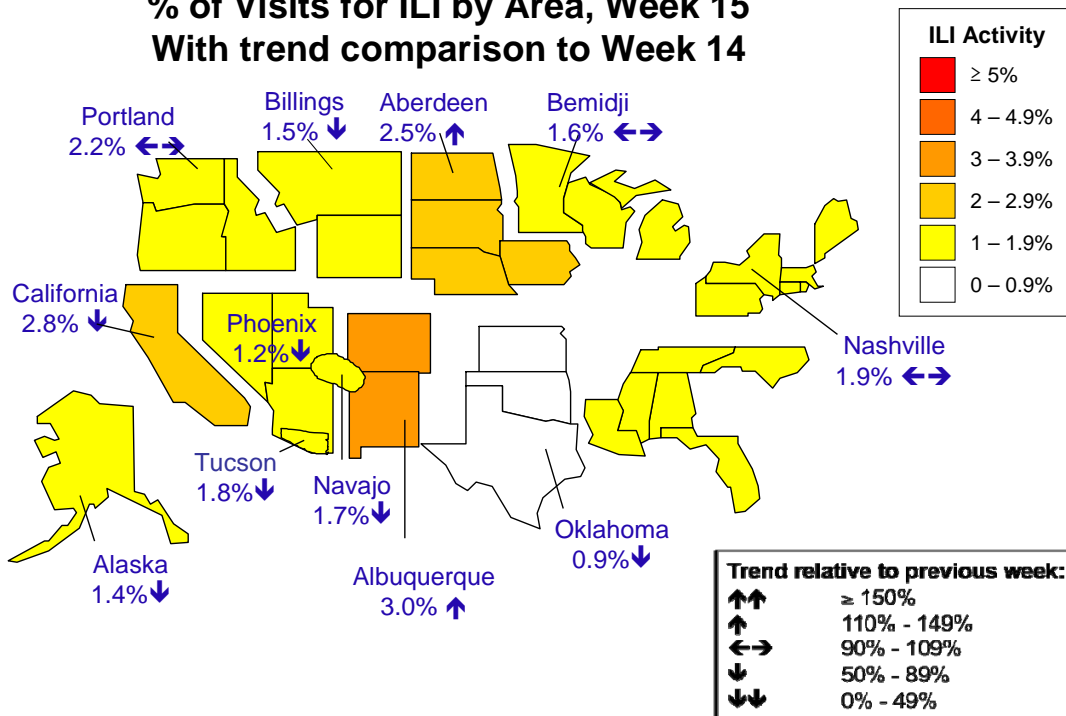
**Indian Health Service**  
**Division of Epidemiology and Disease Prevention**  
**2009 Influenza A (H1N1) Surveillance Report**  
**IHS Influenza Awareness System (IIAS)**  
**#29 (Reporting Period: 4/11/10 – 4/17/10)**

**H1N1 ILI Surveillance**

**Percentage of Visits for Influenza-Like Illness (ILI) in IHS,**  
**Weeks 12 of 2009 (3/22/09 – 3/28/09) through 15 of 2010 (4/11/10 – 4/17/10)**



**% of Visits for ILI by Area, Week 15**  
**With trend comparison to Week 14**

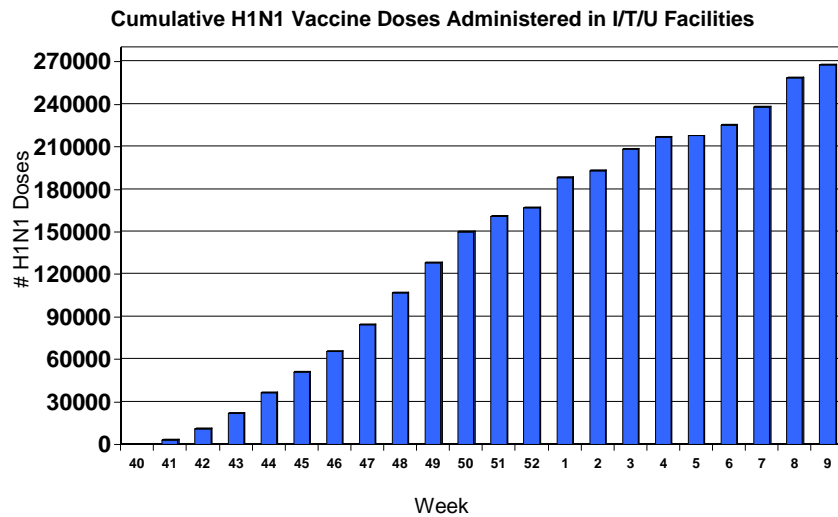


Summary of ILI Surveillance in IHS:

- *ILI definition, based on uploaded RPMS data: [influenza-specific ICD-9 code] or [measured temp > 100F and presence of at least 1 of 24 ILI ICD-9 codes].*
- Approximately 60% of IHS facilities are reporting and have their data included in this report.

### H1N1 Vaccination Surveillance

Vaccine doses administered as of Week 9 are the most current data available.



**Table 1: Cumulative H1N1 Vaccine Doses Administered by IHS Area**

IHS Area	# H1N1 doses
Aberdeen	18,228
Alaska	18,065
Albuquerque	15,813
Bemidji	6,076
Billings	18,384
California	17,141
Nashville	5,921
Navajo	70,330
Oklahoma	36,643
Phoenix	33,975
Portland	18,692
Tucson	8,691
Unknown	9
<b>Total Number of Doses</b>	<b>267,968</b>

**Table 2: Number of H1N1 Vaccine Doses by Age Group**

Age Group	# H1N1 doses
<i>* &lt; 5 years</i>	<i>53,490</i>
<i>* 5-24 years</i>	<i>96,852</i>
<i>* 25-64 years high risk</i>	<i>37,111</i>
25 – 64 no high risk condition	62,192
65+ years	18,323
<b>Total Number of Doses</b>	<b>267,968</b>

*\*Red denotes an initial target group for H1N1 vaccine. People in other groups who received vaccine may have fallen into one of the other target groups not included here: Household contacts of those < 6 months old and Healthcare Personnel.*

#### Summary of H1N1 vaccine events:

- A memo from the Chief Medical Officer, Dr. Susan Karol, encouraging sites to continue H1N1 vaccination efforts, was sent on April 2<sup>nd</sup>, 2010.
- The H1N1 vaccination rate among I/T/U Healthcare personnel is 57.6%.
- 20,000 doses of H1N1 vaccines for personnel employed in I/T/U facilities have been distributed by the IHS National Supply Service Center (NSSC). Sites needing additional H1N1 flu vaccine for employees should work with their Area CMO to place an order with the NSSC.
- CDC continues to encourage H1N1 vaccination, as the H1N1 virus continues to circulate.
- MMWR on coverage rates with H1N1 vaccine in the general U.S. population and healthcare personnel was released on Thursday, April 1<sup>st</sup>, and can be found at: <http://www.cdc.gov/mmwr/preview/mmwrhtml/mm5912a1.htm>
- IHS continues to partner with FDA and CDC to monitor H1N1 vaccine safety.
- There have been no unexpected adverse events from the H1N1 vaccine in IHS patients.

### **H1N1 Communication and Education**

#### Summary of Communication and Education activities:

- Please visit <http://www.ihs.gov/H1N1> for information about H1N1 activities and Indian Country.
- The Department of Health and Human Services has started the After Action Report process for the H1N1 response. The report, *America Responds An HHS 2009-H1N1 Influenza Retrospective to Advance All Hazards Preparedness*, will be available later this year.

### **H1N1 Mitigation Measures**

#### Summary of response and mitigation efforts:

- If locations need anti-virals or N-95 respirators, please place an order to the National Supply Service Center through your respective Area Emergency Management Point of Contact.
- Continue a strong push for community vaccinations.

### **H1N1 Summary**

#### Key Points:

- We need to make a last push for H1N1 vaccination in I/T/U settings before the summer season. Vaccine is plentiful.