

2023 Office of Personnel Management

Federal Employee Viewpoint Survey Results

Empowering employees. Inspiring change.

2nd Level Subagency Report

Department of Health and Human Services OFFICE OF CLINICAL & PREVENTIVE SERVICES

Department of Health and Human Services

OFFICE OF CLINICAL & PREVENTIVE SERVICES

2nd Level Subagency Report

This 2023 Federal Employee Viewpoint Survey (FEVS) Report provides summary results for the core survey, telework, and demographic items for your subagency, including comparisons to your department or agency. Also presented in this report are FEVS index results. An index is a collection of items that statistically cluster together and can be combined into a single score for interpretation and/or analysis. Indices speak to an aspect of employee perspectives and experiences and are indicators of effectiveness. Established FEVS indices displayed in this report include the Employee Engagement Index (EEI), Global Satisfaction Index (GSI), Performance Confidence Index (PCI), and Diversity, Equity, Inclusion, and Accessibility (DEIA).

The Employee Experience Index (EXI) is new and measures the extent to which employees are engaged by their work and their organization. While the established Employee Engagement Index is a measure of the conditions for engagement (e.g., whether a workplace has the right environment to foster engaged employees) the new EXI assesses whether employees actually experience the state of engagement. It gives agencies another tool for assessing whether actions to improve engagement have had the intended effect.

Response Summary

Organizations	Surveys Completed	Response Rate
Governmentwide	625,568	38.9%
Department of Health and Human Services	59,020	72.5%
Indian Health Service	9,844	71.2%
OFFICE OF CLINICAL & PREVENTIVE SERVICES	49	90.7%

Top 10 Positive & Negative Items and Leading & Trailing Your Comparison Group

These sections provide high level information on how your subagency is doing.

Main Report Results

The results include response percentages for each survey item followed by index and sub-index scores. The definitions for the Positive, Neutral, and Negative response percentages vary in the following ways across the three primary response scales used in the survey:

Positive: *Strongly Agree* and *Agree* or *Always* and *Most of the time* or *Very Good* and *Good* or *Very Satisfied* and *Satisfied*

Neutral: *Neither Agree nor Disagree* or *Sometimes* or *Fair* or *Neither Satisfied nor Dissatisfied*

Negative: *Disagree* and *Strongly Disagree* or *Rarely* and *Never* or *Poor* and *Very Poor* or *Dissatisfied* and *Very Dissatisfied*

Positive, Neutral, and Negative percentages are based on the total number of responses (N) that are in these three categories. The number of *Do Not Know (DNK)*, *No Basis to Judge (NBJ)*, *There have been no recent hires in my work unit*, *I do not have any accessibility needs*, where applicable, is listed separately.

Note: A "—" indicates that there were no responses to the item, and therefore results are not shown.

Top 10 Positive & Negative Items

The figures below highlight the top 10 positive and negative results from the survey to help you quickly identify the most positive and most negative aspects of the organizational environment (items 1-90, excluding item 16). Use this snapshot as a quick reference or overview of your OPM FEVS results.

Highest Percent Positive

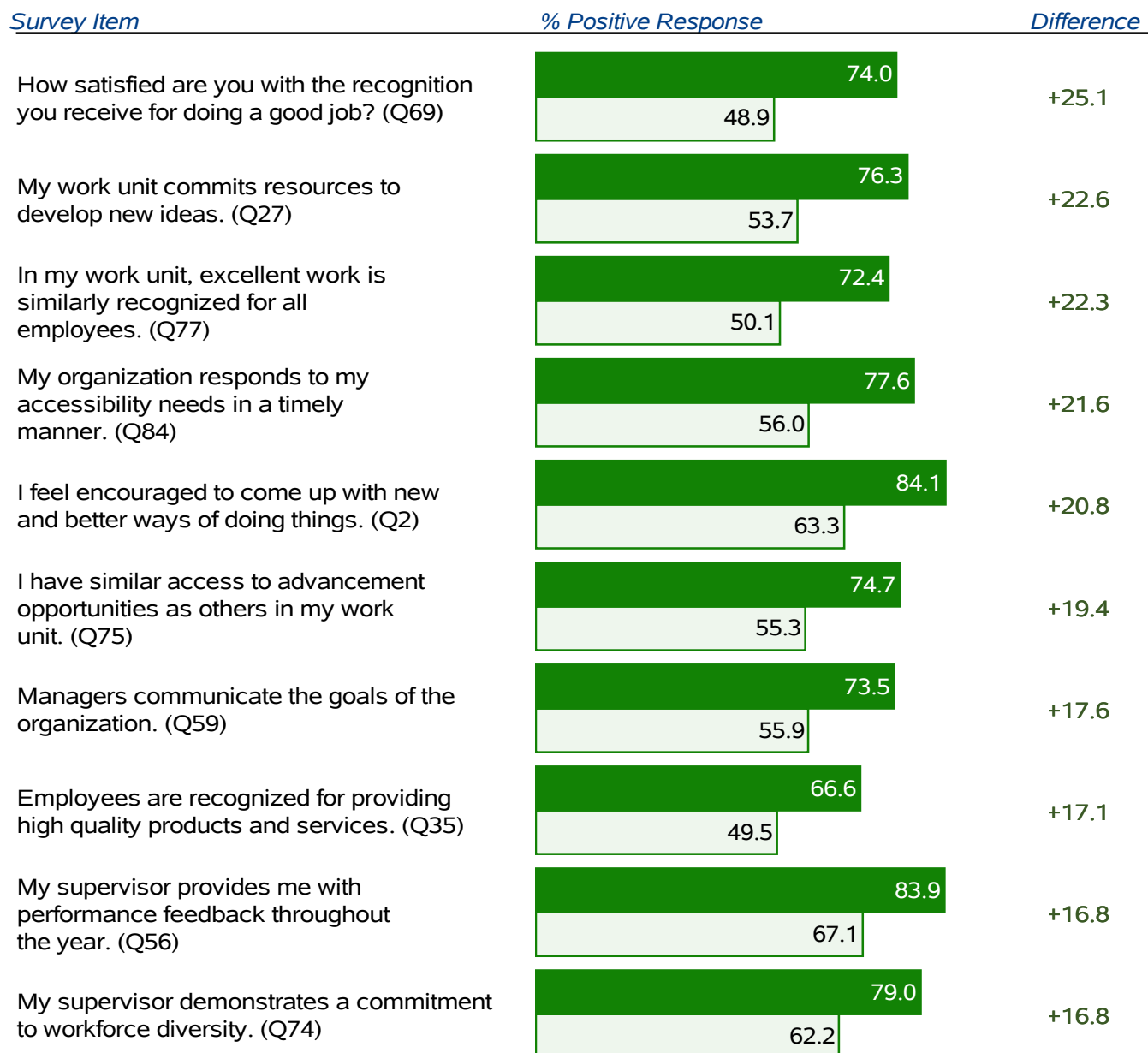

98.0%	It is important to me that my work contribute to the common good. (Q90)
91.9%	I am held accountable for the quality of work I produce. (Q11)
91.6%	My supervisor holds me accountable for achieving results. (Q53)
91.3%	My organization has prepared me for potential cybersecurity threats. (Q44)
89.7%	My supervisor supports my need to balance work and other life issues. (Q49)
89.6%	Employees are protected from health and safety hazards on the job. (Q36)
86.8%	I identify with the mission of my organization. (Q89)
86.5%	My supervisor treats me with respect. (Q51)
86.4%	Employees in my work unit adapt to changing priorities. (Q23)
86.1%	Employees in my work unit contribute positively to my agency's performance. (Q21)

Highest Percent Negative

39.7%	Management involves employees in decisions that affect their work. (Q66)
34.5%	The approval process in my organization allows timely delivery of my work. (Q41)
31.1%	Information is openly shared in my organization. (Q40)
28.7%	In my organization, senior leaders generate high levels of motivation and commitment in the workforce. (Q57)
24.5%	My workload is reasonable. (Q5)
23.1%	In my organization, arbitrary action, personal favoritism and/or political coercion are not tolerated. (Q45)
23.0%	Management makes effective changes to address challenges facing our organization. (Q65)
20.5%	In my work unit, differences in performance are recognized in a meaningful way. (Q17)
19.9%	I believe the results of this survey will be used to make my agency a better place to work. (Q47)
18.7%	How satisfied are you with the information you receive from management on what's going on in your organization? (Q68)

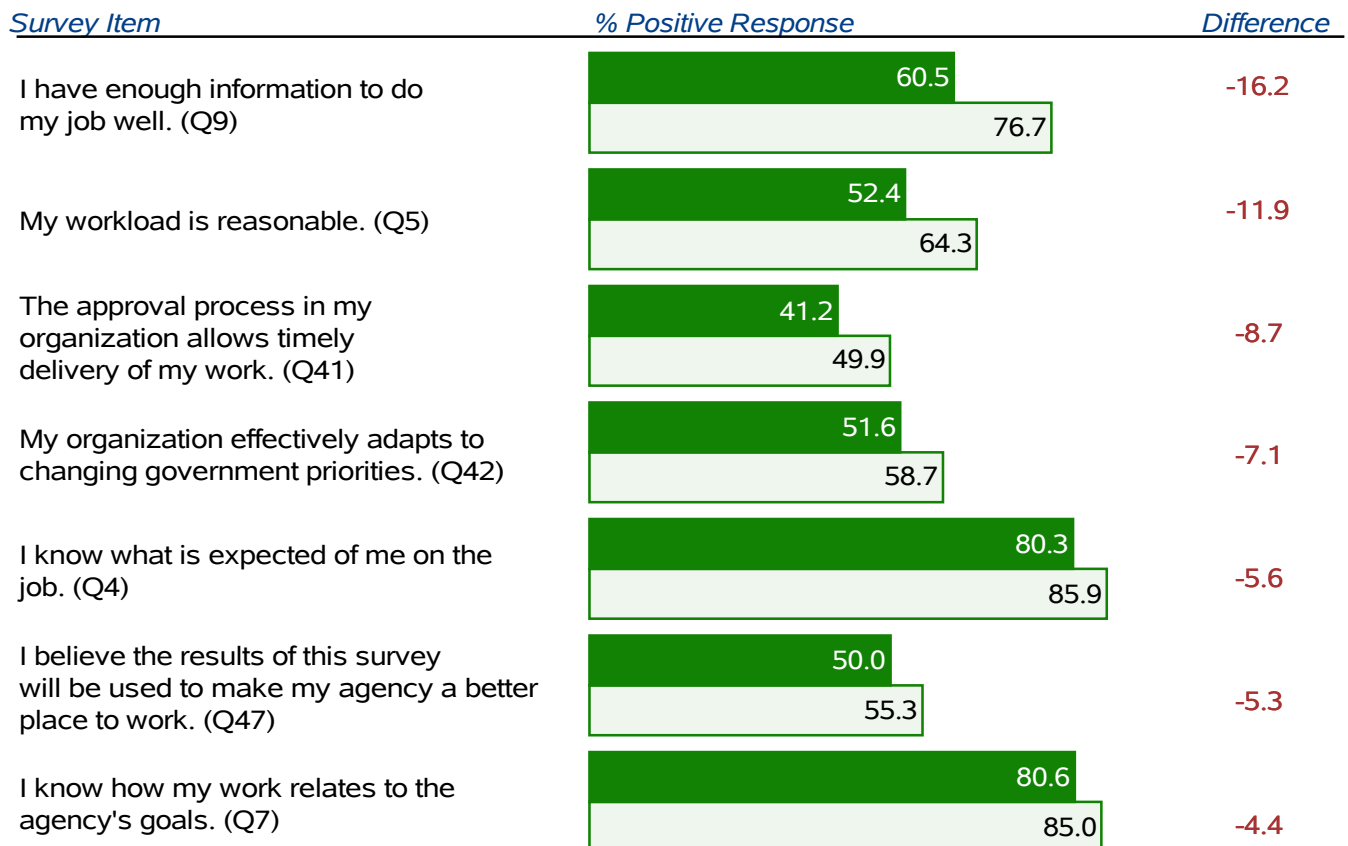
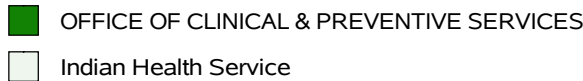
Leading Your Comparison Group

The figure below allows you to see where your subagency results are higher than your comparison group (Indian Health Service) average (items 1-90, excluding item 16). Only survey items with differences of 3 percentage points or more from your comparison group average are displayed. If your subagency has more than 10 items that are higher than the average, only the 10 items with the greatest differences are shown. Percentages that are less than 8 are not displayed in the bar. A missing bar indicates 0% Positive Response for the item



Trailing Your Comparison Group

The figure below allows you to see where your subagency results are lower than your comparison group (Indian Health Service) average (items 1-90, excluding item 16). Only survey items with differences of 3 percentage points or more from your comparison group average are displayed. If your subagency has more than 10 items that are lower than the average, only the 10 items with the greatest differences are shown. Percentages that are less than 8 are not displayed in the bar. A missing bar indicates 0% Positive Response for the item



My Work Experience

1. I am given a real opportunity to improve my skills in my organization.

Organizations	N	Positive	Neutral	Negative
Governmentwide	621,922	70.3%	14.3%	15.3%
Department of Health and Human Services	58,738	77.8%	12.2%	10.0%
Indian Health Service	9,793	67.5%	18.5%	14.1%
OFFICE OF CLINICAL & PREVENTIVE SERVICES	49	78.0%	11.9%	10.1%

2. I feel encouraged to come up with new and better ways of doing things.

Organizations	N	Positive	Neutral	Negative
Governmentwide	616,048	65.5%	15.6%	18.9%
Department of Health and Human Services	58,259	74.0%	13.7%	12.3%
Indian Health Service	9,681	63.3%	20.0%	16.7%
OFFICE OF CLINICAL & PREVENTIVE SERVICES	49	84.1%	3.9%	12.0%

3. My work gives me a feeling of personal accomplishment.

Organizations	N	Positive	Neutral	Negative
Governmentwide	616,102	73.0%	14.1%	12.9%
Department of Health and Human Services	58,332	80.0%	12.0%	8.1%
Indian Health Service	9,667	72.8%	16.7%	10.5%
OFFICE OF CLINICAL & PREVENTIVE SERVICES	49	70.9%	24.8%	4.4%

4. I know what is expected of me on the job.

Organizations	N	Positive	Neutral	Negative
Governmentwide	615,429	81.7%	9.8%	8.5%
Department of Health and Human Services	58,225	85.7%	8.4%	5.8%
Indian Health Service	9,715	85.9%	9.2%	4.9%
OFFICE OF CLINICAL & PREVENTIVE SERVICES	49	80.3%	10.2%	9.5%

5. My workload is reasonable.

Organizations	N	Positive	Neutral	Negative
Governmentwide	620,833	62.3%	14.6%	23.1%
Department of Health and Human Services	58,619	64.7%	14.6%	20.8%
Indian Health Service	9,757	64.3%	17.0%	18.8%
OFFICE OF CLINICAL & PREVENTIVE SERVICES	49	52.4%	23.1%	24.5%

My Work Experience (continued)

6. My talents are used well in the workplace.

Organizations	N	Positive	Neutral	Negative
Governmentwide	614,430	64.1%	16.2%	19.7%
Department of Health and Human Services	58,073	70.6%	15.0%	14.4%
Indian Health Service	9,664	69.0%	17.6%	13.4%
OFFICE OF CLINICAL & PREVENTIVE SERVICES	48	67.0%	17.0%	16.1%

7. I know how my work relates to the agency's goals.

Organizations	N	Positive	Neutral	Negative
Governmentwide	620,335	84.9%	9.0%	6.2%
Department of Health and Human Services	58,558	89.5%	7.0%	3.5%
Indian Health Service	9,760	85.0%	11.0%	4.0%
OFFICE OF CLINICAL & PREVENTIVE SERVICES	48	80.6%	13.3%	6.1%

8. I can disclose a suspected violation of any law, rule, or regulation without fear of reprisal.

Organizations	N	Positive	Neutral	Negative	DNK (N)
Governmentwide	596,805	70.3%	14.4%	15.3%	25,588
Department of Health and Human Services	55,694	74.1%	14.5%	11.4%	3,037
Indian Health Service	9,482	62.5%	18.7%	18.8%	298
OFFICE OF CLINICAL & PREVENTIVE SERVICES	48	74.2%	10.0%	15.9%	1

9. I have enough information to do my job well.

Organizations	N	Positive	Neutral	Negative
Governmentwide	623,096	73.3%	13.8%	12.8%
Department of Health and Human Services	58,785	80.0%	11.4%	8.7%
Indian Health Service	9,794	76.7%	14.2%	9.1%
OFFICE OF CLINICAL & PREVENTIVE SERVICES	49	60.5%	28.0%	11.5%

10. I receive the training I need to do my job well.

Organizations	N	Positive	Neutral	Negative
Governmentwide	617,957	65.9%	17.4%	16.7%
Department of Health and Human Services	58,426	74.4%	15.4%	10.2%
Indian Health Service	9,723	65.5%	20.3%	14.2%
OFFICE OF CLINICAL & PREVENTIVE SERVICES	49	72.1%	16.6%	11.3%

My Work Experience (continued)

11. I am held accountable for the quality of work I produce.

Organizations	N	Positive	Neutral	Negative
Governmentwide	619,470	86.3%	8.8%	4.9%
Department of Health and Human Services	58,536	91.2%	6.3%	2.4%
Indian Health Service	9,742	84.9%	11.1%	3.9%
OFFICE OF CLINICAL & PREVENTIVE SERVICES	48	91.9%	8.1%	0.0%

12. I have a clear idea of how well I am doing my job.

Organizations	N	Positive	Neutral	Negative
Governmentwide	619,597	76.3%	13.5%	10.1%
Department of Health and Human Services	58,515	81.8%	11.6%	6.6%
Indian Health Service	9,755	76.1%	15.7%	8.2%
OFFICE OF CLINICAL & PREVENTIVE SERVICES	48	74.3%	18.0%	7.7%

13. I have the autonomy to decide how I do my job.

Organizations	N	Positive	Neutral	Negative
Governmentwide	622,579	71.5%	14.8%	13.7%
Department of Health and Human Services	58,736	76.0%	13.8%	10.2%
Indian Health Service	9,785	71.6%	18.7%	9.6%
OFFICE OF CLINICAL & PREVENTIVE SERVICES	49	76.4%	13.4%	10.2%

14. I can make decisions about my work without getting permission first.

Organizations	N	Positive	Neutral	Negative
Governmentwide	623,249	64.2%	18.6%	17.2%
Department of Health and Human Services	58,778	64.7%	19.7%	15.6%
Indian Health Service	9,804	58.9%	24.3%	16.7%
OFFICE OF CLINICAL & PREVENTIVE SERVICES	49	56.0%	30.0%	14.0%

My Work Unit

15. The people I work with cooperate to get the job done.

Organizations	N	Positive	Neutral	Negative
Governmentwide	624,053	82.1%	9.6%	8.3%
Department of Health and Human Services	58,857	86.4%	7.9%	5.8%
Indian Health Service	9,825	71.4%	15.9%	12.7%
OFFICE OF CLINICAL & PREVENTIVE SERVICES	49	83.5%	12.8%	3.8%

My Work Unit (continued)

16. In my work unit poor performers usually:

Organizations	N	Remain In Work Unit And Improve Over Time	Remain In Work Unit And Continue To Under-Perform	Leave Work Unit-Removed or Transferred	Leave Work Unit-Quit	No Poor Performers In Work Unit	Do Not Know
Governmentwide	624,005	17.7%	41.2%	10.2%	6.4%	19.3%	20.4%
Department of Health and Human Services	58,842	18.2%	30.5%	8.8%	5.7%	23.5%	25.1%
Indian Health Service	9,819	17.8%	44.1%	7.4%	6.6%	15.2%	19.4%
OFFICE OF CLINICAL & PREVENTIVE SERVICES	48	16.3%	28.3%	6.6%	0.0%	30.2%	23.0%

Note: Percents will add to more than 100% because respondents could choose more than one response option.

17. In my work unit, differences in performance are recognized in a meaningful way.

Organizations	N	Positive	Neutral	Negative	DNK (N)
Governmentwide	556,535	45.0%	26.3%	28.7%	67,602
Department of Health and Human Services	51,594	54.4%	25.3%	20.3%	7,261
Indian Health Service	9,221	40.4%	30.8%	28.8%	605
OFFICE OF CLINICAL & PREVENTIVE SERVICES	45	46.0%	33.5%	20.5%	4

18. Employees in my work unit share job knowledge.

Organizations	N	Positive	Neutral	Negative	DNK (N)
Governmentwide	620,540	81.0%	10.3%	8.7%	3,964
Department of Health and Human Services	58,486	83.8%	9.2%	7.0%	407
Indian Health Service	9,732	68.6%	17.5%	13.9%	99
OFFICE OF CLINICAL & PREVENTIVE SERVICES	48	81.2%	5.6%	13.2%	1

19. My work unit has the job-relevant knowledge and skills necessary to accomplish organizational goals.

Organizations	N	Positive	Neutral	Negative	DNK (N)
Governmentwide	617,704	79.9%	11.8%	8.2%	6,895
Department of Health and Human Services	58,317	85.2%	9.4%	5.4%	590
Indian Health Service	9,718	74.0%	17.9%	8.1%	114
OFFICE OF CLINICAL & PREVENTIVE SERVICES	49	80.1%	14.3%	5.6%	0

My Work Unit (continued)

20. Employees in my work unit meet the needs of our customers.

Organizations	N	Positive	Neutral	Negative	NBJ (N)
Governmentwide	593,581	87.3%	10.6%	2.1%	28,191
Department of Health and Human Services	56,098	91.5%	7.3%	1.2%	2,589
Indian Health Service	9,608	82.7%	14.4%	2.9%	184
OFFICE OF CLINICAL & PREVENTIVE SERVICES	49	82.4%	15.8%	1.8%	0

21. Employees in my work unit contribute positively to my agency's performance.

Organizations	N	Positive	Neutral	Negative	NBJ (N)
Governmentwide	597,429	85.3%	11.6%	3.1%	18,182
Department of Health and Human Services	56,825	90.9%	7.4%	1.7%	1,396
Indian Health Service	9,507	77.7%	17.4%	4.9%	175
OFFICE OF CLINICAL & PREVENTIVE SERVICES	48	86.1%	12.1%	1.9%	1

22. Employees in my work unit produce high-quality work.

Organizations	N	Positive	Neutral	Negative	NBJ (N)
Governmentwide	601,540	83.0%	13.7%	3.4%	19,239
Department of Health and Human Services	57,236	89.4%	8.9%	1.7%	1,341
Indian Health Service	9,585	77.0%	18.1%	4.9%	174
OFFICE OF CLINICAL & PREVENTIVE SERVICES	49	82.4%	15.7%	1.8%	0

23. Employees in my work unit adapt to changing priorities.

Organizations	N	Positive	Neutral	Negative	NBJ (N)
Governmentwide	600,338	79.7%	15.0%	5.2%	18,769
Department of Health and Human Services	56,884	85.7%	11.0%	3.3%	1,474
Indian Health Service	9,547	70.3%	20.2%	9.5%	185
OFFICE OF CLINICAL & PREVENTIVE SERVICES	49	86.4%	8.1%	5.5%	0

24. New hires in my work unit (i.e. hired in the past year) have the right skills to do their jobs.

Organizations	N	Positive	Neutral	Negative	No Recent Hires (N)
Governmentwide	542,221	59.8%	24.0%	16.2%	79,285
Department of Health and Human Services	51,163	72.4%	19.6%	8.1%	7,496
Indian Health Service	8,896	59.3%	27.0%	13.7%	874
OFFICE OF CLINICAL & PREVENTIVE SERVICES	44	75.9%	15.7%	8.4%	5

My Work Unit (continued)

25. I can influence decisions in my work unit.

Organizations	N	Positive	Neutral	Negative
Governmentwide	620,691	69.2%	17.8%	13.0%
Department of Health and Human Services	58,709	73.8%	16.8%	9.4%
Indian Health Service	9,806	63.1%	24.8%	12.1%
OFFICE OF CLINICAL & PREVENTIVE SERVICES	49	76.6%	13.3%	10.1%

26. I know what my work unit's goals are.

Organizations	N	Positive	Neutral	Negative
Governmentwide	620,846	84.0%	9.5%	6.4%
Department of Health and Human Services	58,723	87.4%	8.0%	4.6%
Indian Health Service	9,814	84.5%	10.9%	4.6%
OFFICE OF CLINICAL & PREVENTIVE SERVICES	49	81.7%	10.5%	7.9%

27. My work unit commits resources to develop new ideas (e.g., budget, staff, time, expert support).

Organizations	N	Positive	Neutral	Negative	DNK (N)
Governmentwide	594,426	55.8%	22.6%	21.6%	26,295
Department of Health and Human Services	56,772	66.8%	19.3%	14.0%	1,938
Indian Health Service	9,567	53.7%	27.7%	18.6%	243
OFFICE OF CLINICAL & PREVENTIVE SERVICES	46	76.3%	11.4%	12.2%	3

28. My work unit successfully manages disruptions to our work.

Organizations	N	Positive	Neutral	Negative	DNK (N)
Governmentwide	601,306	68.5%	18.0%	13.5%	19,648
Department of Health and Human Services	56,744	75.5%	15.3%	9.3%	1,989
Indian Health Service	9,663	60.1%	23.5%	16.4%	150
OFFICE OF CLINICAL & PREVENTIVE SERVICES	46	72.9%	18.9%	8.3%	3

29. Employees in my work unit consistently look for new ways to improve how they do their work.

Organizations	N	Positive	Neutral	Negative	DNK (N)
Governmentwide	597,021	66.1%	20.4%	13.4%	19,779
Department of Health and Human Services	56,785	75.0%	16.7%	8.3%	1,721
Indian Health Service	9,614	58.9%	25.2%	15.9%	162
OFFICE OF CLINICAL & PREVENTIVE SERVICES	46	67.7%	24.0%	8.3%	3

My Work Unit (continued)

30. Employees in my work unit incorporate new ideas into their work.

Organizations	N	Positive	Neutral	Negative	DNK (N)
Governmentwide	590,802	66.8%	20.2%	12.9%	19,873
Department of Health and Human Services	56,467	75.9%	16.2%	7.9%	1,611
Indian Health Service	9,519	59.5%	25.9%	14.6%	164
OFFICE OF CLINICAL & PREVENTIVE SERVICES	48	72.7%	19.5%	7.8%	1

31. Employees in my work unit approach change as an opportunity.

Organizations	N	Positive	Neutral	Negative	DNK (N)
Governmentwide	588,588	57.3%	25.6%	17.1%	21,406
Department of Health and Human Services	56,025	68.2%	21.5%	10.3%	1,909
Indian Health Service	9,494	54.4%	27.2%	18.4%	149
OFFICE OF CLINICAL & PREVENTIVE SERVICES	49	65.3%	21.4%	13.3%	0

32. Employees in my work unit consider customer needs a top priority.

Organizations	N	Positive	Neutral	Negative	DNK (N)
Governmentwide	591,319	77.2%	14.9%	7.9%	19,811
Department of Health and Human Services	55,936	84.7%	11.1%	4.2%	2,095
Indian Health Service	9,602	74.3%	16.9%	8.8%	83
OFFICE OF CLINICAL & PREVENTIVE SERVICES	47	78.8%	13.0%	8.2%	0

33. Employees in my work unit consistently look for ways to improve customer service.

Organizations	N	Positive	Neutral	Negative	DNK (N)
Governmentwide	588,105	65.9%	22.9%	11.2%	26,426
Department of Health and Human Services	55,556	76.0%	17.7%	6.3%	2,730
Indian Health Service	9,613	62.5%	24.6%	12.9%	132
OFFICE OF CLINICAL & PREVENTIVE SERVICES	48	69.3%	23.0%	7.7%	1

34. Employees in my work unit support my need to balance my work and personal responsibilities.

Organizations	N	Positive	Neutral	Negative	DNK (N)
Governmentwide	606,904	72.6%	15.2%	12.2%	9,368
Department of Health and Human Services	57,741	80.5%	11.9%	7.7%	701
Indian Health Service	9,664	64.2%	21.6%	14.1%	99
OFFICE OF CLINICAL & PREVENTIVE SERVICES	49	71.3%	21.1%	7.7%	0

My Organization

35. Employees are recognized for providing high quality products and services.

Organizations	N	Positive	Neutral	Negative	DNK (N)
Governmentwide	598,445	60.8%	17.8%	21.3%	15,522
Department of Health and Human Services	57,055	70.3%	15.8%	13.9%	1,355
Indian Health Service	9,598	49.5%	25.2%	25.3%	178
OFFICE OF CLINICAL & PREVENTIVE SERVICES	49	66.6%	24.0%	9.4%	0

36. Employees are protected from health and safety hazards on the job.

Organizations	N	Positive	Neutral	Negative	DNK (N)
Governmentwide	596,563	78.1%	11.7%	10.2%	17,579
Department of Health and Human Services	55,829	86.3%	9.3%	4.4%	2,605
Indian Health Service	9,663	76.4%	14.8%	8.8%	115
OFFICE OF CLINICAL & PREVENTIVE SERVICES	45	89.6%	10.4%	0.0%	4

37. My organization is successful at accomplishing its mission.

Organizations	N	Positive	Neutral	Negative	DNK (N)
Governmentwide	602,603	78.8%	13.3%	7.8%	11,480
Department of Health and Human Services	57,445	84.5%	11.0%	4.5%	974
Indian Health Service	9,645	68.1%	22.6%	9.3%	128
OFFICE OF CLINICAL & PREVENTIVE SERVICES	48	75.4%	12.1%	12.5%	1

38. I have a good understanding of my organization's priorities.

Organizations	N	Positive	Neutral	Negative
Governmentwide	614,287	78.4%	12.3%	9.3%
Department of Health and Human Services	58,437	82.8%	10.8%	6.4%
Indian Health Service	9,773	77.8%	15.9%	6.2%
OFFICE OF CLINICAL & PREVENTIVE SERVICES	49	82.0%	12.3%	5.7%

39. My organization shares results (for example, town halls, email, distribution of reports) from the Federal Employee Viewpoint Survey (FEVS).

Organizations	N	Positive	Neutral	Negative	DNK (N)
Governmentwide	570,655	70.3%	15.4%	14.3%	38,659
Department of Health and Human Services	55,901	85.4%	9.3%	5.4%	2,235
Indian Health Service	8,934	58.7%	25.6%	15.7%	754
OFFICE OF CLINICAL & PREVENTIVE SERVICES	43	72.6%	16.3%	11.1%	5

My Organization (continued)

40. Information is openly shared in my organization.

Organizations	N	Positive	Neutral	Negative	DNK (N)
Governmentwide	586,730	56.4%	20.6%	23.0%	8,295
Department of Health and Human Services	56,286	66.5%	18.4%	15.2%	781
Indian Health Service	9,297	48.8%	27.8%	23.4%	189
OFFICE OF CLINICAL & PREVENTIVE SERVICES	47	52.5%	16.4%	31.1%	0

41. The approval process in my organization allows timely delivery of my work.

Organizations	N	Positive	Neutral	Negative	DNK (N)
Governmentwide	589,178	55.0%	22.4%	22.7%	13,148
Department of Health and Human Services	56,552	61.0%	20.0%	19.0%	1,016
Indian Health Service	9,348	49.9%	28.8%	21.3%	216
OFFICE OF CLINICAL & PREVENTIVE SERVICES	48	41.2%	24.2%	34.5%	0

42. My organization effectively adapts to changing government priorities.

Organizations	N	Positive	Neutral	Negative	DNK (N)
Governmentwide	582,993	65.6%	21.2%	13.1%	17,951
Department of Health and Human Services	55,573	74.7%	17.9%	7.4%	1,772
Indian Health Service	9,257	58.7%	29.3%	12.1%	317
OFFICE OF CLINICAL & PREVENTIVE SERVICES	45	51.6%	42.0%	6.4%	1

43. My organization has prepared me for potential physical security threats.

Organizations	N	Positive	Neutral	Negative	DNK (N)
Governmentwide	598,313	75.5%	14.8%	9.7%	10,161
Department of Health and Human Services	56,692	80.3%	13.9%	5.8%	1,294
Indian Health Service	9,567	71.5%	17.9%	10.7%	82
OFFICE OF CLINICAL & PREVENTIVE SERVICES	44	82.9%	13.1%	4.0%	2

44. My organization has prepared me for potential cybersecurity threats.

Organizations	N	Positive	Neutral	Negative	DNK (N)
Governmentwide	596,267	82.7%	11.7%	5.6%	6,043
Department of Health and Human Services	56,953	90.0%	7.8%	2.2%	496
Indian Health Service	9,506	81.4%	14.0%	4.6%	64
OFFICE OF CLINICAL & PREVENTIVE SERVICES	46	91.3%	6.7%	2.0%	1

My Organization (continued)

45. In my organization, arbitrary action, personal favoritism and/or political coercion are not tolerated.

Organizations	N	Positive	Neutral	Negative	DNK (N)
Governmentwide	576,423	54.0%	20.7%	25.3%	30,701
Department of Health and Human Services	54,204	62.2%	20.3%	17.5%	3,717
Indian Health Service	9,383	46.9%	24.4%	28.6%	260
OFFICE OF CLINICAL & PREVENTIVE SERVICES	43	56.6%	20.3%	23.1%	5

46. I recommend my organization as a good place to work.

Organizations	N	Positive	Neutral	Negative
Governmentwide	610,279	67.5%	18.1%	14.4%
Department of Health and Human Services	58,240	77.4%	14.6%	8.0%
Indian Health Service	9,752	64.8%	24.1%	11.0%
OFFICE OF CLINICAL & PREVENTIVE SERVICES	47	67.9%	25.9%	6.2%

47. I believe the results of this survey will be used to make my agency a better place to work.

Organizations	N	Positive	Neutral	Negative	DNK (N)
Governmentwide	575,284	47.7%	24.0%	28.3%	35,506
Department of Health and Human Services	55,550	63.9%	20.5%	15.6%	2,733
Indian Health Service	9,193	55.3%	24.7%	20.0%	563
OFFICE OF CLINICAL & PREVENTIVE SERVICES	41	50.0%	30.2%	19.9%	7

My Supervisor

48. Supervisors in my work unit support employee development.

Organizations	N	Positive	Neutral	Negative	DNK (N)
Governmentwide	595,072	78.3%	11.2%	10.5%	4,527
Department of Health and Human Services	57,014	83.5%	9.2%	7.3%	386
Indian Health Service	9,463	68.1%	17.5%	14.4%	87
OFFICE OF CLINICAL & PREVENTIVE SERVICES	47	83.8%	12.1%	4.1%	1

49. My supervisor supports my need to balance work and other life issues.

Organizations	N	Positive	Neutral	Negative
Governmentwide	608,065	84.0%	8.5%	7.5%
Department of Health and Human Services	58,070	88.1%	6.8%	5.1%
Indian Health Service	9,724	75.7%	13.4%	11.0%
OFFICE OF CLINICAL & PREVENTIVE SERVICES	48	89.7%	6.3%	4.0%

My Supervisor (continued)

50. My supervisor listens to what I have to say.

Organizations	N	Positive	Neutral	Negative
Governmentwide	605,954	82.2%	9.1%	8.7%
Department of Health and Human Services	57,915	85.9%	7.9%	6.3%
Indian Health Service	9,685	73.2%	15.1%	11.6%
OFFICE OF CLINICAL & PREVENTIVE SERVICES	47	83.7%	8.5%	7.8%

51. My supervisor treats me with respect.

Organizations	N	Positive	Neutral	Negative
Governmentwide	608,131	86.1%	7.6%	6.3%
Department of Health and Human Services	58,095	88.6%	6.5%	4.9%
Indian Health Service	9,716	77.8%	13.7%	8.5%
OFFICE OF CLINICAL & PREVENTIVE SERVICES	48	86.5%	5.9%	7.6%

52. I have trust and confidence in my supervisor.

Organizations	N	Positive	Neutral	Negative
Governmentwide	606,575	76.6%	11.8%	11.7%
Department of Health and Human Services	57,944	81.3%	10.4%	8.4%
Indian Health Service	9,700	69.1%	16.8%	14.1%
OFFICE OF CLINICAL & PREVENTIVE SERVICES	48	82.4%	6.0%	11.6%

53. My supervisor holds me accountable for achieving results.

Organizations	N	Positive	Neutral	Negative
Governmentwide	607,207	87.4%	9.0%	3.6%
Department of Health and Human Services	58,010	91.2%	6.7%	2.1%
Indian Health Service	9,695	80.3%	14.5%	5.2%
OFFICE OF CLINICAL & PREVENTIVE SERVICES	48	91.6%	6.5%	1.9%

54. Overall, how good a job do you feel is being done by your immediate supervisor?

Organizations	N	Positive	Neutral	Negative
Governmentwide	607,639	77.7%	13.6%	8.7%
Department of Health and Human Services	58,069	82.3%	11.6%	6.1%
Indian Health Service	9,734	67.9%	19.8%	12.3%
OFFICE OF CLINICAL & PREVENTIVE SERVICES	48	82.4%	8.0%	9.6%

My Supervisor (continued)

55. My supervisor provides me with constructive suggestions to improve my job performance.

Organizations	N	Positive	Neutral	Negative
Governmentwide	608,062	71.9%	15.9%	12.2%
Department of Health and Human Services	58,119	77.2%	14.0%	8.8%
Indian Health Service	9,737	64.9%	21.2%	13.9%
OFFICE OF CLINICAL & PREVENTIVE SERVICES	48	77.6%	14.5%	7.9%

56. My supervisor provides me with performance feedback throughout the year.

Organizations	N	Positive	Neutral	Negative	DNK (N)
Governmentwide	603,028	75.9%	12.7%	11.4%	5,321
Department of Health and Human Services	57,691	79.2%	12.2%	8.6%	479
Indian Health Service	9,645	67.1%	19.2%	13.8%	93
OFFICE OF CLINICAL & PREVENTIVE SERVICES	48	83.9%	8.5%	7.6%	0

Leadership

57. In my organization, senior leaders generate high levels of motivation and commitment in the workforce.

Organizations	N	Positive	Neutral	Negative	DNK (N)
Governmentwide	591,638	49.8%	22.3%	27.8%	13,479
Department of Health and Human Services	56,749	61.0%	20.9%	18.1%	1,168
Indian Health Service	9,469	45.0%	27.8%	27.2%	215
OFFICE OF CLINICAL & PREVENTIVE SERVICES	46	56.4%	14.9%	28.7%	1

58. My organization's senior leaders maintain high standards of honesty and integrity.

Organizations	N	Positive	Neutral	Negative	DNK (N)
Governmentwide	565,232	61.6%	20.7%	17.7%	36,130
Department of Health and Human Services	54,529	70.0%	18.8%	11.2%	3,091
Indian Health Service	9,205	51.5%	28.3%	20.3%	428
OFFICE OF CLINICAL & PREVENTIVE SERVICES	42	63.5%	25.2%	11.3%	5

59. Managers communicate the goals of the organization.

Organizations	N	Positive	Neutral	Negative	DNK (N)
Governmentwide	595,844	66.3%	17.5%	16.2%	7,677
Department of Health and Human Services	57,030	74.5%	15.2%	10.3%	743
Indian Health Service	9,442	55.9%	25.2%	18.9%	216
OFFICE OF CLINICAL & PREVENTIVE SERVICES	44	73.5%	8.5%	17.9%	2

Leadership (continued)

60. Managers promote communication among different work units (for example, about projects, goals, needed resources).

Organizations	N	Positive	Neutral	Negative	DNK (N)
Governmentwide	585,368	59.6%	19.8%	20.6%	15,970
Department of Health and Human Services	56,141	67.7%	18.0%	14.3%	1,380
Indian Health Service	9,356	50.1%	27.1%	22.9%	264
OFFICE OF CLINICAL & PREVENTIVE SERVICES	46	63.1%	18.4%	18.5%	1

61. Overall, how good a job do you feel is being done by the manager directly above your immediate supervisor?

Organizations	N	Positive	Neutral	Negative	DNK (N)
Governmentwide	574,646	65.5%	19.3%	15.1%	29,543
Department of Health and Human Services	55,362	73.1%	16.8%	10.0%	2,506
Indian Health Service	9,099	54.8%	26.5%	18.7%	583
OFFICE OF CLINICAL & PREVENTIVE SERVICES	44	66.2%	25.4%	8.4%	4

62. I have a high level of respect for my organization's senior leaders.

Organizations	N	Positive	Neutral	Negative	DNK (N)
Governmentwide	596,795	62.7%	19.9%	17.4%	7,395
Department of Health and Human Services	57,288	72.2%	17.3%	10.5%	605
Indian Health Service	9,543	60.3%	25.3%	14.4%	139
OFFICE OF CLINICAL & PREVENTIVE SERVICES	46	68.6%	18.8%	12.6%	2

63. Senior leaders demonstrate support for Work-Life programs.

Organizations	N	Positive	Neutral	Negative	DNK (N)
Governmentwide	567,705	61.5%	21.2%	17.3%	34,298
Department of Health and Human Services	54,919	72.4%	17.6%	10.0%	2,824
Indian Health Service	8,914	49.5%	32.5%	18.0%	740
OFFICE OF CLINICAL & PREVENTIVE SERVICES	41	56.2%	32.2%	11.5%	7

64. Management encourages innovation.

Organizations	N	Positive	Neutral	Negative	DNK (N)
Governmentwide	584,295	58.3%	23.0%	18.7%	18,428
Department of Health and Human Services	56,151	67.4%	20.5%	12.1%	1,630
Indian Health Service	9,285	49.0%	31.4%	19.6%	370
OFFICE OF CLINICAL & PREVENTIVE SERVICES	45	64.7%	20.7%	14.6%	3

Leadership (continued)

65. Management makes effective changes to address challenges facing our organization.

Organizations	N	Positive	Neutral	Negative	DNK (N)
Governmentwide	580,532	54.1%	23.4%	22.5%	21,349
Department of Health and Human Services	55,692	64.1%	21.4%	14.5%	2,003
Indian Health Service	9,291	49.7%	29.2%	21.0%	355
OFFICE OF CLINICAL & PREVENTIVE SERVICES	42	52.7%	24.3%	23.0%	6

66. Management involves employees in decisions that affect their work.

Organizations	N	Positive	Neutral	Negative	DNK (N)
Governmentwide	583,280	46.4%	22.9%	30.7%	19,356
Department of Health and Human Services	55,939	55.5%	22.4%	22.1%	1,826
Indian Health Service	9,329	42.6%	28.3%	29.1%	318
OFFICE OF CLINICAL & PREVENTIVE SERVICES	45	48.4%	11.9%	39.7%	2

My Satisfaction

67. How satisfied are you with your involvement in decisions that affect your work?

Organizations	N	Positive	Neutral	Negative
Governmentwide	600,539	53.2%	23.9%	22.9%
Department of Health and Human Services	57,630	60.8%	22.4%	16.8%
Indian Health Service	9,628	52.7%	29.4%	18.0%
OFFICE OF CLINICAL & PREVENTIVE SERVICES	47	62.3%	23.6%	14.1%

68. How satisfied are you with the information you receive from management on what's going on in your organization?

Organizations	N	Positive	Neutral	Negative
Governmentwide	598,620	55.0%	22.7%	22.3%
Department of Health and Human Services	57,511	64.1%	20.6%	15.3%
Indian Health Service	9,592	50.1%	29.6%	20.4%
OFFICE OF CLINICAL & PREVENTIVE SERVICES	47	66.1%	15.2%	18.7%

69. How satisfied are you with the recognition you receive for doing a good job?

Organizations	N	Positive	Neutral	Negative
Governmentwide	599,355	56.0%	21.7%	22.2%
Department of Health and Human Services	57,535	65.0%	19.3%	15.7%
Indian Health Service	9,605	48.9%	27.4%	23.7%
OFFICE OF CLINICAL & PREVENTIVE SERVICES	47	74.0%	20.0%	6.0%

My Satisfaction (continued)

70. Considering everything, how satisfied are you with your job?

Organizations	N	Positive	Neutral	Negative
Governmentwide	597,993	68.1%	16.2%	15.7%
Department of Health and Human Services	57,428	76.0%	14.0%	10.0%
Indian Health Service	9,572	68.9%	20.0%	11.1%
OFFICE OF CLINICAL & PREVENTIVE SERVICES	47	79.2%	12.3%	8.4%

71. Considering everything, how satisfied are you with your pay?

Organizations	N	Positive	Neutral	Negative
Governmentwide	600,258	57.4%	17.1%	25.5%
Department of Health and Human Services	57,628	63.0%	17.0%	20.0%
Indian Health Service	9,617	55.8%	20.5%	23.7%
OFFICE OF CLINICAL & PREVENTIVE SERVICES	47	70.1%	21.1%	8.7%

72. Considering everything, how satisfied are you with your organization?

Organizations	N	Positive	Neutral	Negative
Governmentwide	600,439	62.3%	19.4%	18.4%
Department of Health and Human Services	57,633	72.7%	16.8%	10.5%
Indian Health Service	9,624	59.1%	26.5%	14.4%
OFFICE OF CLINICAL & PREVENTIVE SERVICES	47	59.7%	27.2%	13.1%

Diversity, Equity, Inclusion, and Accessibility

73. My organization's management practices promote diversity (e.g., outreach, recruitment, promotion opportunities).

Organizations	N	Positive	Neutral	Negative	DNK (N)
Governmentwide	556,063	69.2%	19.0%	11.8%	45,134
Department of Health and Human Services	54,384	75.3%	15.5%	9.2%	3,436
Indian Health Service	9,204	57.9%	26.3%	15.8%	493
OFFICE OF CLINICAL & PREVENTIVE SERVICES	45	67.3%	20.2%	12.5%	3

74. My supervisor demonstrates a commitment to workforce diversity (e.g., recruitment, promotion opportunities, development).

Organizations	N	Positive	Neutral	Negative	DNK (N)
Governmentwide	557,713	73.3%	18.1%	8.7%	43,906
Department of Health and Human Services	54,722	79.3%	13.9%	6.8%	3,127
Indian Health Service	9,284	62.2%	24.2%	13.6%	413
OFFICE OF CLINICAL & PREVENTIVE SERVICES	47	79.0%	19.1%	1.9%	1

Diversity, Equity, Inclusion, and Accessibility (continued)

75. I have similar access to advancement opportunities (e.g., promotion, career development, training) as others in my work unit.

Organizations	N	Positive	Neutral	Negative	DNK (N)
Governmentwide	582,181	66.5%	15.4%	18.1%	17,620
Department of Health and Human Services	55,645	70.2%	14.8%	15.0%	2,019
Indian Health Service	9,450	55.3%	23.4%	21.3%	206
OFFICE OF CLINICAL & PREVENTIVE SERVICES	46	74.7%	14.3%	11.1%	2

76. My supervisor provides opportunities fairly to all employees in my work unit (e.g., promotions, work assignments).

Organizations	N	Positive	Neutral	Negative	DNK (N)
Governmentwide	572,153	70.7%	15.3%	14.0%	26,692
Department of Health and Human Services	54,709	74.2%	14.2%	11.6%	2,887
Indian Health Service	9,369	58.5%	22.4%	19.1%	269
OFFICE OF CLINICAL & PREVENTIVE SERVICES	47	74.7%	21.3%	3.9%	0

77. In my work unit, excellent work is similarly recognized for all employees (e.g., awards, acknowledgements).

Organizations	N	Positive	Neutral	Negative	DNK (N)
Governmentwide	567,245	62.5%	17.5%	20.1%	32,821
Department of Health and Human Services	54,546	70.6%	15.5%	13.9%	3,129
Indian Health Service	9,399	50.1%	24.9%	25.1%	260
OFFICE OF CLINICAL & PREVENTIVE SERVICES	48	72.4%	17.0%	10.6%	0

78. Employees in my work unit make me feel I belong.

Organizations	N	Positive	Neutral	Negative	NBJ (N)
Governmentwide	588,459	78.5%	14.0%	7.5%	8,428
Department of Health and Human Services	56,814	82.6%	11.9%	5.6%	587
Indian Health Service	9,498	70.5%	19.3%	10.1%	83
OFFICE OF CLINICAL & PREVENTIVE SERVICES	47	81.1%	18.9%	0.0%	1

79. Employees in my work unit care about me as a person.

Organizations	N	Positive	Neutral	Negative	NBJ (N)
Governmentwide	578,492	77.0%	16.0%	7.0%	15,647
Department of Health and Human Services	55,926	81.6%	13.4%	4.9%	1,237
Indian Health Service	9,382	69.1%	21.4%	9.5%	162
OFFICE OF CLINICAL & PREVENTIVE SERVICES	46	73.9%	24.2%	2.0%	1

Diversity, Equity, Inclusion, and Accessibility (continued)

80. I am comfortable expressing opinions that are different from other employees in my work unit.

Organizations	N	Positive	Neutral	Negative	NBJ (N)
Governmentwide	589,040	74.9%	13.1%	12.0%	7,632
Department of Health and Human Services	56,774	78.4%	12.3%	9.3%	600
Indian Health Service	9,477	66.4%	19.5%	14.1%	101
OFFICE OF CLINICAL & PREVENTIVE SERVICES	46	70.3%	14.2%	15.4%	1

81. In my work unit, people's differences are respected.

Organizations	N	Positive	Neutral	Negative	NBJ (N)
Governmentwide	583,167	76.2%	14.6%	9.2%	12,653
Department of Health and Human Services	56,290	80.9%	12.5%	6.6%	994
Indian Health Service	9,418	64.2%	21.9%	13.9%	140
OFFICE OF CLINICAL & PREVENTIVE SERVICES	46	74.6%	17.6%	7.8%	2

82. I can be successful in my organization being myself.

Organizations	N	Positive	Neutral	Negative	NBJ (N)
Governmentwide	589,824	75.2%	14.0%	10.8%	6,319
Department of Health and Human Services	56,802	79.3%	13.0%	7.7%	527
Indian Health Service	9,492	72.6%	18.4%	9.0%	79
OFFICE OF CLINICAL & PREVENTIVE SERVICES	46	74.6%	17.3%	8.1%	2

83. I can easily make a request of my organization to meet my accessibility needs.

Organizations	N	Positive	Neutral	Negative	No Accessibility Needs (N)	NBJ (N)
Governmentwide	377,881	71.6%	18.4%	10.0%	130,393	90,868
Department of Health and Human Services	35,729	76.7%	16.6%	6.7%	12,706	9,172
Indian Health Service	7,683	60.9%	28.1%	10.9%	1,262	718
OFFICE OF CLINICAL & PREVENTIVE SERVICES	25	73.8%	22.6%	3.6%	17	6

Note: For confidentiality purposes, a "—" indicates that there are fewer than 4 responses to the question, excluding 'No Accessibility Needs' and 'No Basis to Judge,' and results are therefore suppressed.

84. My organization responds to my accessibility needs in a timely manner.

Organizations	N	Positive	Neutral	Negative	No Accessibility Needs (N)	NBJ (N)
Governmentwide	354,146	66.2%	23.1%	10.7%	132,481	111,953
Department of Health and Human Services	33,480	72.2%	20.3%	7.4%	12,899	11,200
Indian Health Service	7,545	56.0%	31.2%	12.8%	1,261	852
OFFICE OF CLINICAL & PREVENTIVE SERVICES	25	77.6%	14.6%	7.8%	17	6

Note: For confidentiality purposes, a "—" indicates that there are fewer than 4 responses to the question, excluding 'No Accessibility Needs' and 'No Basis to Judge,' and results are therefore suppressed.

Diversity, Equity, Inclusion, and Accessibility (continued)

85. My organization meets my accessibility needs.

Organizations	N	Positive	Neutral	Negative	No Accessibility Needs (N)	NBJ (N)
Governmentwide	359,241	69.6%	21.7%	8.7%	135,576	103,447
Department of Health and Human Services	33,934	75.0%	19.1%	5.9%	13,217	10,371
Indian Health Service	7,556	59.1%	30.8%	10.1%	1,273	819
OFFICE OF CLINICAL & PREVENTIVE SERVICES	25	73.8%	18.4%	7.8%	17	6

Note: For confidentiality purposes, a "—" indicates that there are fewer than 4 responses to the question, excluding 'No Accessibility Needs' and 'No Basis to Judge,' and results are therefore suppressed.

Employee Experience

86. My job inspires me.

Organizations	N	Positive	Neutral	Negative
Governmentwide	596,094	62.0%	20.8%	17.2%
Department of Health and Human Services	57,321	72.8%	17.3%	9.9%
Indian Health Service	9,614	69.8%	20.5%	9.7%
OFFICE OF CLINICAL & PREVENTIVE SERVICES	47	74.0%	14.6%	11.4%

87. The work I do gives me a sense of accomplishment.

Organizations	N	Positive	Neutral	Negative
Governmentwide	595,301	74.6%	13.6%	11.8%
Department of Health and Human Services	57,308	82.2%	11.0%	6.8%
Indian Health Service	9,594	81.6%	12.8%	5.6%
OFFICE OF CLINICAL & PREVENTIVE SERVICES	47	79.6%	8.9%	11.4%

88. I feel a strong personal attachment to my organization.

Organizations	N	Positive	Neutral	Negative
Governmentwide	597,272	60.7%	21.7%	17.5%
Department of Health and Human Services	57,438	69.8%	19.7%	10.5%
Indian Health Service	9,620	65.7%	24.3%	10.1%
OFFICE OF CLINICAL & PREVENTIVE SERVICES	47	63.1%	21.4%	15.5%

89. I identify with the mission of my organization.

Organizations	N	Positive	Neutral	Negative
Governmentwide	595,989	78.1%	15.0%	6.8%
Department of Health and Human Services	57,338	86.3%	10.7%	3.1%
Indian Health Service	9,602	80.6%	16.0%	3.4%
OFFICE OF CLINICAL & PREVENTIVE SERVICES	47	86.8%	8.6%	4.6%

Employee Experience (continued)

90. It is important to me that my work contribute to the common good.

Organizations	N	Positive	Neutral	Negative
Governmentwide	597,599	91.7%	6.3%	2.0%
Department of Health and Human Services	57,498	95.0%	4.1%	0.9%
Indian Health Service	9,612	90.6%	8.0%	1.4%
OFFICE OF CLINICAL & PREVENTIVE SERVICES	46	98.0%	0.0%	2.0%

Workplace Flexibilities

91. Please select the response that BEST describes your current teleworking schedule.

Organizations	N	Telework				
		Every Work Day	3 or 4 Days Per Week	1 or 2 Days Per Week	Only 1 or 2 Days Per Month	Very Infrequently
Governmentwide	597,994	14.3%	22.7%	17.0%	3.7%	10.3%
Department of Health and Human Services	57,475	37.7%	27.7%	11.3%	2.2%	4.5%
Indian Health Service	9,611	8.7%	5.8%	4.5%	1.9%	5.8%
OFFICE OF CLINICAL & PREVENTIVE SERVICES	47	54.7%	38.9%	6.4%	0.0%	0.0%

91. Please select the response that BEST describes your current teleworking schedule. (continued)

Organizations	N	Do Not Telework			
		Must Be Physically Present	Technical Issues	Not Approved to Telework	Choose Not to Telework
Governmentwide	597,994	20.6%	1.0%	5.9%	4.4%
Department of Health and Human Services	57,475	10.5%	0.7%	2.6%	2.9%
Indian Health Service	9,611	47.3%	2.9%	11.9%	11.2%
OFFICE OF CLINICAL & PREVENTIVE SERVICES	47	0.0%	0.0%	0.0%	0.0%

Employee Engagement Index

Organizations	Percent Positive
Governmentwide	71.7%
Department of Health and Human Services	78.1%
Indian Health Service	66.6%
OFFICE OF CLINICAL & PREVENTIVE SERVICES	75.3%

Employee Engagement Index (continued)

Leaders Lead Sub-Index (Q. 57, 58, 59, 61, and 62)

Organizations	Percent Positive
Governmentwide	61.2%
Department of Health and Human Services	70.1%
Indian Health Service	53.5%
OFFICE OF CLINICAL & PREVENTIVE SERVICES	65.7%

Supervisors Sub-Index (Q. 48, 50, 51, 52, and 54)

Organizations	Percent Positive
Governmentwide	80.2%
Department of Health and Human Services	84.3%
Indian Health Service	71.2%
OFFICE OF CLINICAL & PREVENTIVE SERVICES	83.8%

Intrinsic Work Experience Sub-Index (Q. 2, 3, 4, 6, and 7)

Organizations	Percent Positive
Governmentwide	73.8%
Department of Health and Human Services	80.0%
Indian Health Service	75.2%
OFFICE OF CLINICAL & PREVENTIVE SERVICES	76.6%

Global Satisfaction Index

Global Satisfaction Index (Q. 46, 70, 71, and 72)

Organizations	Percent Positive
Governmentwide	63.8%
Department of Health and Human Services	72.3%
Indian Health Service	62.2%
OFFICE OF CLINICAL & PREVENTIVE SERVICES	69.2%

Performance Confidence Index

Performance Confidence Index (Q. 20, 21, 22, and 23)

Organizations	Percent Positive
Governmentwide	83.8%
Department of Health and Human Services	89.4%
Indian Health Service	76.9%
OFFICE OF CLINICAL & PREVENTIVE SERVICES	84.3%

DEIA Index

Organizations	Percent Positive
Governmentwide	70.8%
Department of Health and Human Services	76.0%
Indian Health Service	60.5%
OFFICE OF CLINICAL & PREVENTIVE SERVICES	74.3%

Diversity Sub-Index (Q. 73 and 74)

Organizations	Percent Positive
Governmentwide	71.3%
Department of Health and Human Services	77.3%
Indian Health Service	60.0%
OFFICE OF CLINICAL & PREVENTIVE SERVICES	73.2%

Equity Sub-Index (Q. 75, 76, and 77)

Organizations	Percent Positive
Governmentwide	66.6%
Department of Health and Human Services	71.7%
Indian Health Service	54.6%
OFFICE OF CLINICAL & PREVENTIVE SERVICES	73.9%

Inclusion Sub-Index (Q. 78, 79, 80, 81, and 82)

Organizations	Percent Positive
Governmentwide	76.4%
Department of Health and Human Services	80.6%
Indian Health Service	68.6%
OFFICE OF CLINICAL & PREVENTIVE SERVICES	74.9%

Accessibility Sub-Index (Q. 83, 84, and 85)

Organizations	Percent Positive
Governmentwide	69.1%
Department of Health and Human Services	74.7%
Indian Health Service	58.7%
OFFICE OF CLINICAL & PREVENTIVE SERVICES	75.1%

Employee Experience Index

Employee Experience Index (Q. 86, 87, 88, 89, and 90)

Organizations	Percent Positive
Governmentwide	73.4%
Department of Health and Human Services	81.2%
Indian Health Service	77.7%
OFFICE OF CLINICAL & PREVENTIVE SERVICES	80.3%

Employment Demographics

Where do you work?

Response	%
Headquarters	66.0%
Field	0.0%
Full-time telework (e.g., home office, telecenter)	34.0%

What is your supervisory status?

Response	%
Senior Leader	0.0%
Manager	4.2%
Supervisor	10.4%
Team Leader	14.6%
Non-Supervisor	70.8%

What is your pay category/grade?

Response	%
Federal Wage System	0.0%
GS 1-6	0.0%
GS 7-12	27.1%
GS 13-15	68.8%
Senior Executive Service	0.0%
Senior Level (SL) or Scientific or Professional (ST)	0.0%
Other	4.2%

What is your US military service status?

Response	%
No Prior Military Service	79.2%
Currently in National Guard or Reserves	0.0%
Retired	8.3%
Separated or Discharged	12.5%

Note: Percentages for demographic questions are unweighted.

Employment Demographics (continued)

Are you:

Response	%
The spouse of a current active duty service member of the U.S. Armed Forces	0.0%
The spouse of a service member who retired or separated from active duty in the U.S. Armed Forces with a disability rating of 100 percent	2.1%
The widow(er) of a service member killed while on active duty in the U.S. Armed Forces	0.0%
None of the categories listed	97.9%

Have you been hired under the Military Spouse Non-Competitive Hiring Authority?

Response	%
Yes	0.0%
No	100.0%

Note: If the response to the previous question on if you are a military spouse was "None of the categories listed," this item was skipped.

How long have you been with the Federal Government (excluding military service)?

Response	%
Less than 1 year	8.3%
1 to 3 years	6.3%
4 to 5 years	10.4%
6 to 10 years	31.3%
11 to 14 years	8.3%
15 to 20 years	16.7%
More than 20 years	18.8%

How long have you been with your current agency (for example, Department of Justice, Environmental Protection Agency)?

Response	%
Less than 1 year	12.5%
1 to 3 years	14.6%
4 to 5 years	6.3%
6 to 10 years	31.3%
11 to 14 years	10.4%
15 to 20 years	10.4%
More than 20 years	14.6%

Note: Percentages for demographic questions are unweighted.

Employment Demographics (continued)

Are you considering leaving your organization within the next year, and if so, why?

Response	%
No	78.3%
Yes, to retire	2.2%
Yes, to take another job within the Federal Government	17.4%
Yes, to take another job outside the Federal Government	0.0%
Yes, other	2.2%

Has your work unit's telework or remote work options influenced your intent to leave?

Response	%
Yes	20.0%
No	80.0%

Note: If the response to the previous question on your intent to leave was "No," this item was skipped.

I am planning to retire:

Response	%
Less than 1 year	0.0%
1 year	4.2%
2 years	2.1%
3 years	4.2%
4 years	2.1%
5 years	8.3%
More than 5 years	79.2%

Personal Demographics

Are you of Hispanic, Latino, or Spanish origin?

Response	%
Yes	10.4%
No	89.6%

Please select the racial category or categories with which you most closely identify.

Response	%
White	19.1%
Black or African American	0.0%
All Other Races	80.9%

What is your age group?

Response	%
29 years and under	8.5%
30-39 years old	12.8%
40-49 years old	34.0%
50-59 years old	31.9%
60 years or older	12.8%

What is the highest degree or level of education you have completed?

Response	%
Less than High School/ High School Diploma/ GED	0.0%
Certification/ Some College/ Associate's Degree	8.3%
Bachelor's Degree	12.5%
Advanced Degrees (Post Bachelor's Degree)	79.2%

Note: Percentages for demographic questions are unweighted. For confidentiality reasons, percentages for the 'Personal Demographics' questions may be suppressed. Any suppressed percentages are noted with a "—".

Personal Demographics (continued)

Are you an individual with a disability?

Response	%
Yes	14.6%
No	85.4%

Are you:

Response	%
Male	37.5%
Female	62.5%

Are you transgender?

Response	%
Yes	— ^c
No	— ^c

Note: All results are suppressed when any single demographic category has fewer than 4 responses.

Which one of the following best represents how you think of yourself?

Response	%
Lesbian or gay	12.8%
Straight, that is not lesbian or gay	78.7%
Bisexual	— ^c
I use a different term	— ^c

Note: Results are suppressed for each demographic category with fewer than 4 responses.

Note: Percentages for demographic questions are unweighted. For confidentiality reasons, percentages for the 'Personal Demographics' questions may be suppressed. Any suppressed percentages are noted with a "—^c".