

2024 IHS Diabetes Care and Outcome Audit Results



Indian Health Service
Division of Diabetes
Treatment and Prevention

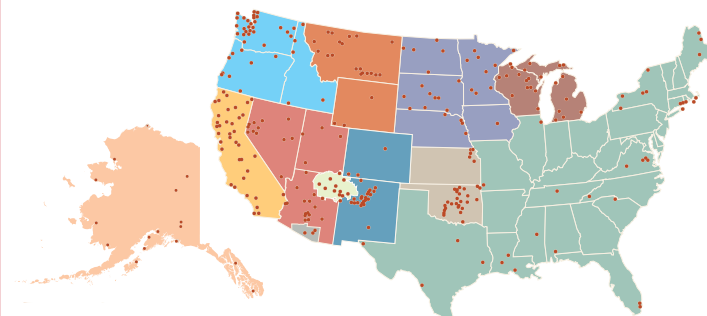
The majority of Audit sites
are Tribal programs¹

82 IHS Facilities

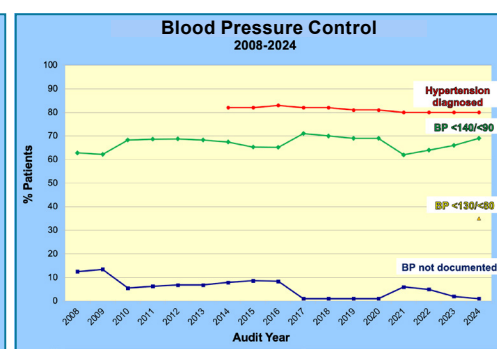
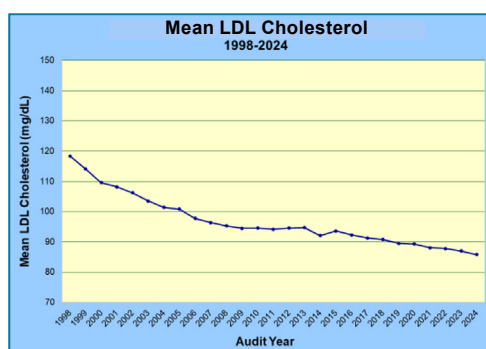
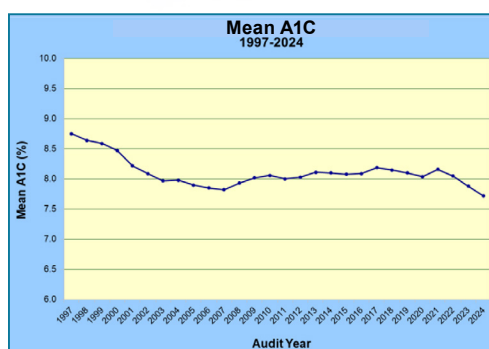
29 Urban Indian
Organizations



324 facilities submitted
data to the Audit



273 SDPI programs (IHS, Tribal, and Urban)
and 51 IHS facilities (non-SDPI).



1997 to 2024

Mean A1C

↓ **12%**
to 7.7%²



1998 to 2024

Mean LDL cholesterol

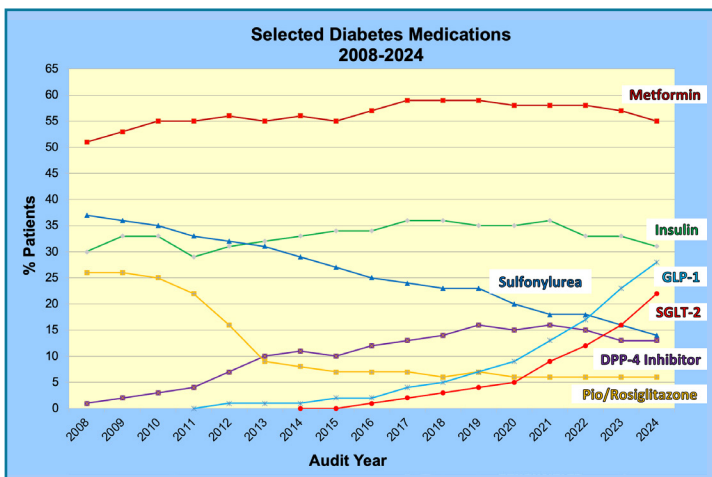
↓ **28%**
to 86 mg/dL²



2008-2024

**Percentage of people with
mean BP <140/<90**

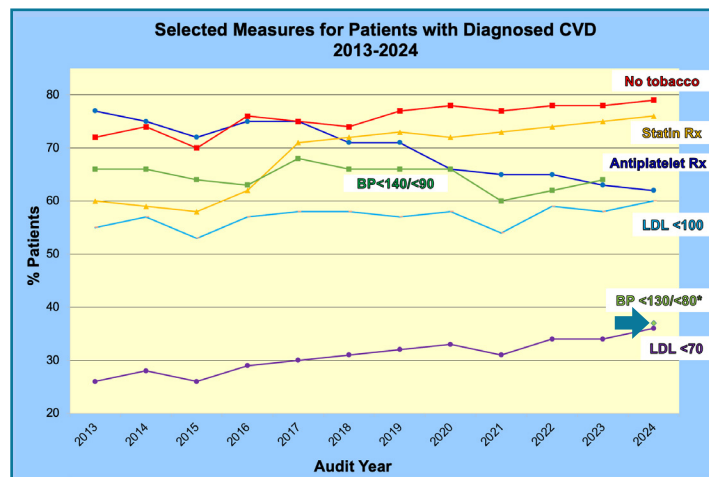
↑ **6%** to 69%²



2008 to 2024

**Metformin remains the most
commonly used medication.²**

There have been steady increases in the use of
GLP-1 receptor agonists and SGLT-2 inhibitors
over the last 10 years.



2013 to 2024

**Significant improvement in
CVD risk reduction measures.²**

- Target BP <130/<80 added in 2024 to align with ADA Recommendation.
- Antiplatelet therapy data may not reflect over-the-counter aspirin use.