



**Annual Report
To the Congress of the United States
On Sanitation Deficiency Levels
for Indian Homes and Communities**

Fiscal Year 2018



**Indian Health Service
Office of Environmental Health and Engineering
Division of Sanitation Facilities Construction**



**In accordance with
The Indian Health Care Improvement Act
P.L. 94-437, as amended
25 U.S.C. § 1601 *et seq.***

Mission

The mission of the Indian Health Service (IHS) is to raise the physical, mental, social, and spiritual health of American Indians and Alaska Natives to the highest level. To carry out this mission, the IHS provides comprehensive primary health care and disease prevention services. The Sanitation Facilities Construction (SFC) Program is the environmental engineering component of the IHS health delivery system. To support the IHS mission, the SFC Program provides technical and financial assistance to American Indian tribes and Alaska Native villages for the cooperative development and construction of safe drinking water supply, sewage, and solid waste disposal facilities, and related support facilities.

**Annual Report
To the Congress of the United States
On Sanitation Deficiency Levels for Indian Homes and Communities**

Fiscal Year 2018

Table of Contents

I. Purpose	3
II. Background	3
III. Key Definitions	4
IV. Methodology	5
V. Results	7
VI. Appendix	12

I. Purpose

The purpose of this report is to satisfy the reporting requirements for the Sanitation Facilities Construction (SFC) Program under section 302 of the Indian Health Care Improvement Act (IHCA), codified as amended at 25 U.S.C. § 1632(g), excerpted below:

(g) Annual report; sanitation deficiency levels

(1) The Secretary shall submit to the President, for inclusion in each report required to be transmitted to the Congress under section 1671 of this title, a report which sets forth—

- (A) the current Indian sanitation facility priority system of the Service;*
- (B) the methodology for determining sanitation deficiencies;*
- (C) the level of sanitation deficiency for each sanitation facilities project of each Indian tribe or community;*
- (D) the amount of funds necessary to raise all Indian tribes and communities to a level I sanitation deficiency; and*
- (E) the amount of funds necessary to raise all Indian tribes and communities to zero sanitation deficiency.*

The information in this report to Congress is used by the Indian Health Service (IHS) to establish budgetary funding requests and to allocate funding resources received. Additionally, the United States (U.S.) Environmental Protection Agency (EPA), the U.S. Department of Agriculture Rural Development, and the U.S. Department of the Interior's Bureau of Reclamation utilize the information contained in this report to aid in the implementation of their programs that support tribal water, sewer, and solid waste infrastructure.

II. Background

The Indian Sanitation Facilities Act Public Law (P.L.) 86-121, codified at 42 U.S.C. § 2004a, provides the SFC Program with the authority to deliver essential water supply, sewage, and solid waste disposal facilities for American Indian and Alaska Native (AI/AN) homes and communities. The IHS SFC Program is the lead federal agency for the provision of these facilities and services. Sanitation facilities are provided at the request of federally recognized tribes, bands, villages, and/or groups for homes owned and occupied by American Indians and Alaska Natives who are eligible for assistance.

Water, sewer, and solid waste sanitation deficiencies included in this report are identified solely for eligible Indian tribes and communities. Deficiencies for commercial and industrial facilities and non-Indian homes cannot be addressed by the IHS under P.L. 86-121 and are not included in this report. In addition, municipalities and communities organized under the laws of a state are not typically considered Indian communities, even though there may be eligible AI/AN people living there. The provision of community-type sanitation facilities for such non-Indian communities is generally considered to be the responsibility of the non-Indian municipality or community, and the needs are not identified by the IHS as sanitation deficiencies unless an agreement to contribute funds to cover the prorated cost of the facilities serving the non-Indian beneficiaries has been established. Projects that include service to non-Indians must be primarily for the benefit of Indians.

III. Key Definitions

The following are key definitions used by the IHS when identifying and reporting on sanitation deficiencies:

Sanitation Deficiency is defined as a need arising from existing water, sewer, or solid waste infrastructure (or the lack thereof) that creates or may result in exposure to environmental conditions that can negatively impact public health. IHS staff works closely with tribal officials to identify sanitation deficiencies and develop projects to address them. For reporting purposes, projects are quantified in terms of the number of projects or project phases, the estimated costs, and the number of homes requiring different types of assistance (water, sewer, solid waste, and operations and maintenance (O&M) equipment and training).

Adequate or Adequacy implies that the sanitation facilities serving an eligible AI/AN home comply with all applicable federal, state, and local health and environmental laws and regulations and good public health practices. Adequacy also implies that eligible AI/AN homes have piped indoor water and sewer facilities.

Feasible or feasibility implies the economic practicality of constructing the project. Projects that are determined to be economically infeasible are reported as part of the Total Database need, but are not eligible for IHS funding. Funds contributed from other entities can still be used to fund these types of projects.

Health Impact represents the potential for occurrence of a disease or other adverse human health effect directly attributable to the failure or lack of water, sewer, or solid waste facilities. A health hazard is a water, sewer, or solid waste condition that could adversely impact human health. Health impacts and health hazards can vary for different deficiency levels.

Deficiency Level is a numeric categorization of the magnitude of the sanitation deficiency of the facilities in question. The numeric categories are provided under section 302 of the IHCA, codified as amended at 25 U.S.C. § 1632(g)(4), as follows:

Level I: An Indian tribe or community with a sanitation system which complies with all applicable water supply and pollution control laws, and in which the deficiencies relate to routine replacement, repair, or maintenance needs.
Level II: An Indian tribe or community with a sanitation system which complies with all applicable water supply and pollution control laws, and in which the deficiencies relate to capital improvements that are necessary to improve the facilities in order to meet the needs of such tribe or community for domestic sanitation facilities.
Level III: An Indian tribe or community with a sanitation system which has an inadequate or partial water supply and a sewage disposal facility that does not comply with applicable water supply and pollution control laws, or that has no solid waste disposal facility.
Level IV: An Indian tribe or community with a sanitation system which lacks either a safe water supply system or a sewage disposal system.
Level V: An Indian tribe or community that lacks a safe water supply and a sewage disposal system.

IV. Methodology

IHS field-level staff work collaboratively with tribes to identify sanitation deficiencies and plan and develop projects to address those deficiencies. IHS field-level staff are ideally positioned to complete this work because of their technical training and the relationships they build with the tribal communities they serve. Methods for identifying sanitation deficiencies include the following:

- Field visits by engineers, environmental health officers, community health representatives, nurses, or other IHS or tribal health staff;
- Sanitary surveys;
- Community environmental health profiles;
- Tribal master plans for development;
- Feasibility studies; and
- Geographic Information System (GIS) databases/maps/imagery.

Projects are developed and planned to correct the identified deficiencies. Each IHS Area incorporates tribal and community preferences, as appropriate, when identifying deficiencies and developing projects. Project planning includes the following activities:

1. Identifying AI/AN homes with sanitation deficiencies;
2. Considering applicable laws and regulations (e.g., Safe Drinking Water Act, Clean Water Act, Resource Conservation and Recovery Act, etc.);
3. Selecting the category and type of facilities needed (water, sewer, solid waste disposal, O&M development) and evaluating alternatives;
4. Identifying and mitigating risks to project implementation, such as those associated with technical design, rights-of-way, and environmental concerns;
5. Reviewing O&M considerations; and
6. Developing an engineering cost estimate (within 10 percent for high-priority projects and within 25 percent for other projects).

IHS staff, in collaboration with tribes, establish a project's deficiency level (DL) by assessing the lack of, or condition of, existing sanitation facilities serving AI/AN homes. Projects may address a variety of sanitation deficiencies within a particular tribal community. Each proposed project or project phase will not necessarily bring all of the facilities for a tribe or community to Level 1 deficiency or better. However, the combination of all projects for a particular community will bring that community to DL 1 or better.

Developed projects are entered into the IHS Sanitation Deficiency System (SDS), a database shared by all 12 IHS Areas, where each IHS Area ranks and orders the proposed projects according to a shared methodology. Under this methodology, points are assigned for each of the following categories:

1. **Health Impact** (0 to 30 points) - Represents the potential for occurrence of a disease or other adverse human health effect directly attributable to the failure of (or lack of) water, sewer, or solid waste disposal facilities.
2. **Project Deficiency Level** (0 to 18 points) - Reflects the deficiency level of facilities to be replaced or modified by the proposed project, as defined in section 302 of the IHClA, codified as amended at 25 U.S.C. § 1632(g)(4).
3. **Adequate Previous Service** (0 to 4 points) - Allows for prioritizing projects that serve communities that have not previously been provided adequate water and sewage facilities through federal sources (optional category per the Area's guidelines).
4. **Capital Cost** (-20 to 16 points) - Reflects the relative cost per home served by the project compared to similar projects in the Area. Projects with a lower cost per home served receive a higher priority.
5. **O&M Capability** (0 to 16 points) - Reflects the probability that adequate operation and maintenance of the facilities that will be provided through the project.
6. **Contributions** (0 to 8 points) - Allows for prioritization of projects that leverage funding contributions from non-IHS sources (optional category per the Area's guidelines).
7. **Local Tribal Priority** (0 to 16 points) - Reflects a tribe's documented priorities for their preferred projects.
8. **Local Conditions Factor** (-15 to 0 points) - Allows for adjustment of the project's overall score to compensate for unusual circumstances, such as project sequencing needs and the status of project planning (documentation by the IHS Area is required).

Each IHS Area considers a range of factors in establishing the point values assigned for each category. National guidelines have been developed to help ensure consistent project scoring. Included in these guidelines are detailed instructions on assigning deficiency levels. The SDS was developed with the intention of identifying and reporting on the projects required to raise all AI/AN homes and communities to a Level 1 sanitation deficiency (adequate water supply, sanitary sewage, and solid waste disposal facilities) or better as required by the IHClA.

On an annual basis, the 12 IHS Area Offices update the project data that describe Area-identified sanitation facility needs, prioritize the resulting project list, and submit that data to IHS headquarters for review and compilation. That data forms the basis for this report.

V. Results

The results of the SDS methodology described in the previous section are summarized below. As depicted by the scaled graphic characterization in Figure 1, at the end of fiscal year (FY) 2018 there were 409,535 AI/AN homes included in the IHS Home Inventory Tracking System database, represented by *Circle A*. The area of *Circle B* is a representation of the 130,153 AI/AN homes identified as needing some form of sanitation facility improvement (classified as DL 2, 3, 4, or 5). The area of *Circle C* represents the 68,260 AI/AN homes without access to adequate sanitation facilities (DL 3, 4, or 5). The area of *Circle D* represents the 7,612 AI/AN homes without access to a safe water supply system and/or sewage disposal system (DL 4 and 5). Figure 2 breaks down these same home counts by IHS Area and Deficiency Level.

Figure 1. Universe of AI/AN Homes Requiring Sanitation Facility Improvements

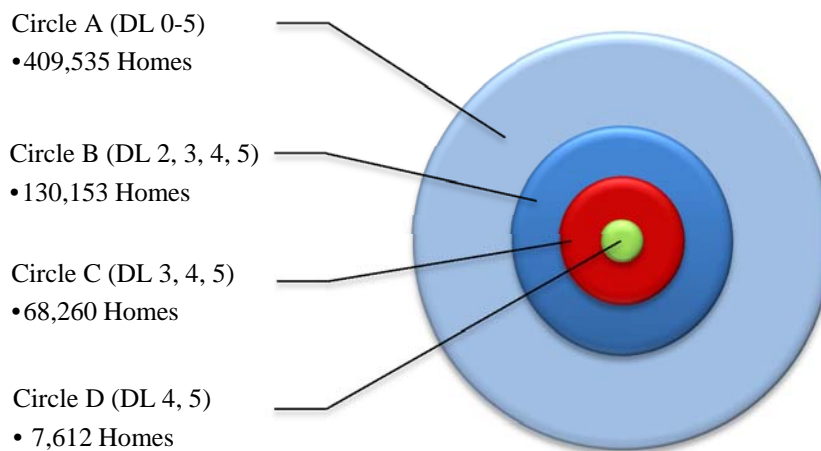
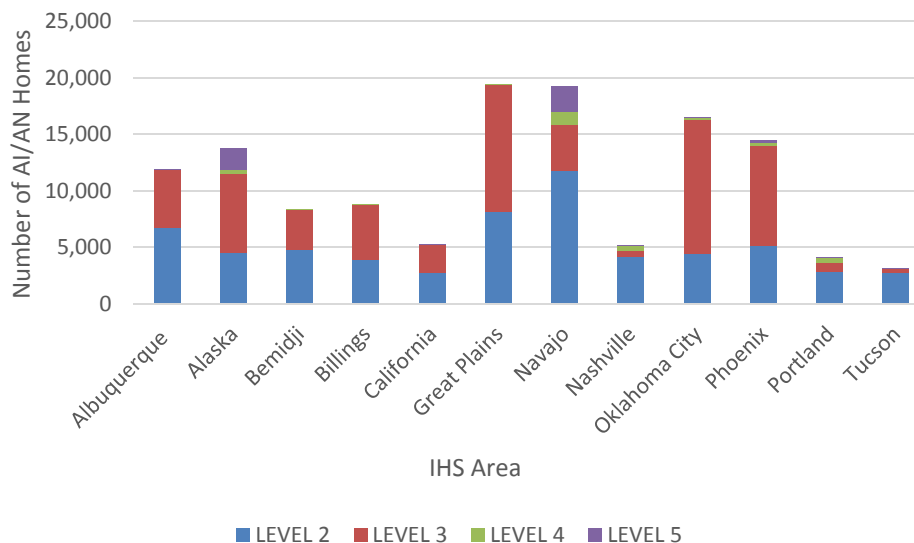
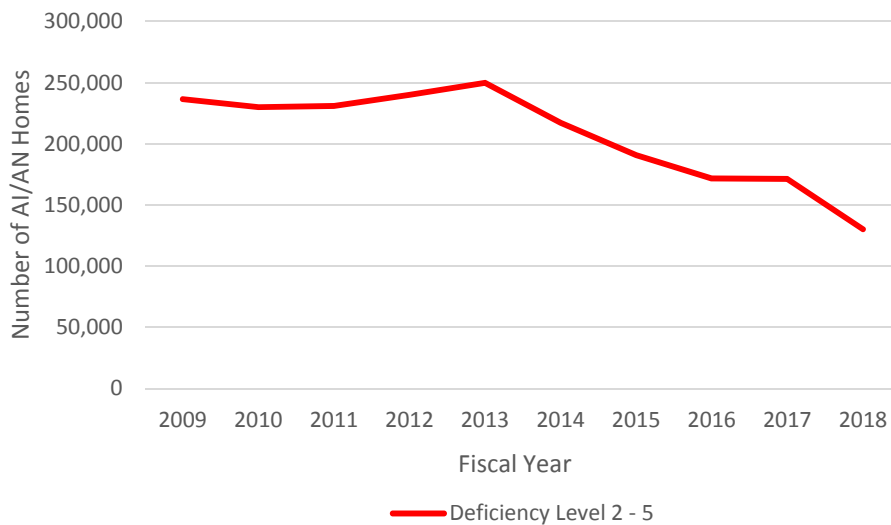


Figure 2. Number of AI/AN Homes Requiring Sanitation Facility Improvements by IHS Area



The number of eligible AI/AN homes with sanitation deficiency levels 2 to 5 has decreased 45 percent since FY 2009. This decrease is likely attributed to the improved sanitation needs identification and justification by SFC Program staff, along with project funding to address sanitation deficiencies at eligible AI/AN homes. In FY 2014, a program-wide focus was made to ensure projects identifying sanitation facility needs included in the SDS were properly documented and scored according to program guidelines. This effort continued through FY 2018. Figure 3 shows the trends in total number of eligible AI/AN homes with sanitation deficiency levels 2 to 5 over the past 10 years.

Figure 3. Total Eligible AI/AN Homes with Sanitation Deficiency Levels 2 to 5



The IHS SFC Program has compiled two estimates of the costs to address sanitation deficiencies at these homes:

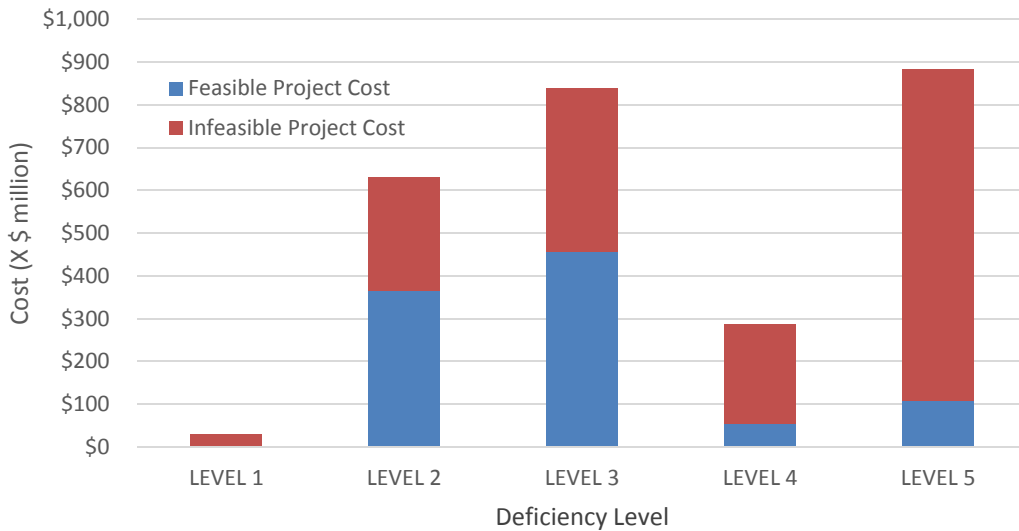
- 1) The Total Database Estimate includes all projects listed in the SDS without regard to economic feasibility, and
- 2) The Feasible Project Cost Estimate, a subset of the Total Database Estimate, which includes only those projects considered economically feasible.

The appendix to this report contains the priority order listing by IHS Areas of all projects in the Total Database. Projects that are not economically feasible have been indicated as such in this listing.

Capital costs, O&M costs, and O&M capability are evaluated as part of project planning and the priority scoring process. The feasible project cost estimate forms the basis for the IHS Funding Plan, which is used for developing budget requests and for allocating appropriated funds to the 12 IHS Areas.

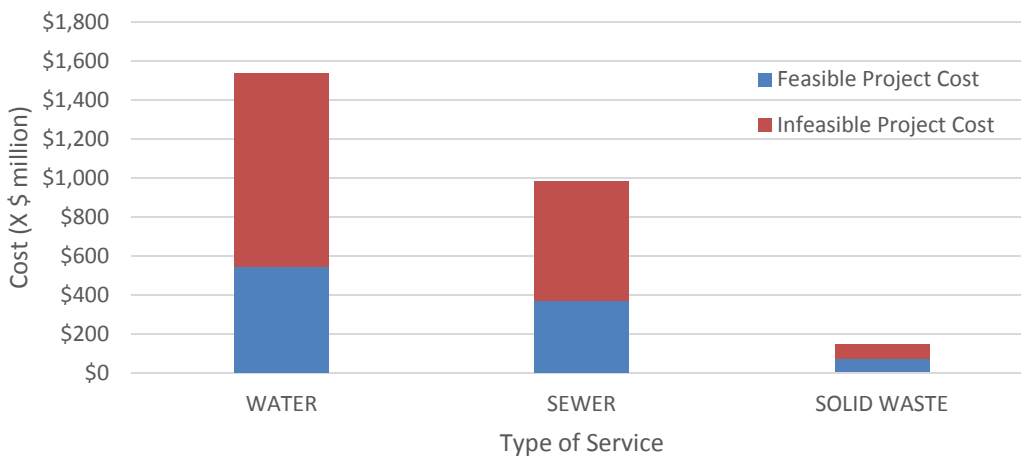
Projects with high capital costs on a per-home basis are considered infeasible and are not considered when allocating appropriated funds to the Areas by IHS headquarters. All projects are re-evaluated annually to determine whether the costs and priority scoring factors have changed. In FY 2018 the Total Database of Agency-identified sanitation deficiencies included 1,837 projects. Of this total, 1,314 projects were feasible and 523 projects were infeasible with a combined Total Database cost estimated at \$2.67 billion. Below displays the project cost information summarized by deficiency level (Figure 4) and type of service (Figure 5).

Figure 4. Estimated Cost to Address Sanitation Deficiencies by Deficiency Level



Note: Total Database Cost = (Feasible Project Cost) + (Infeasible Project Cost)

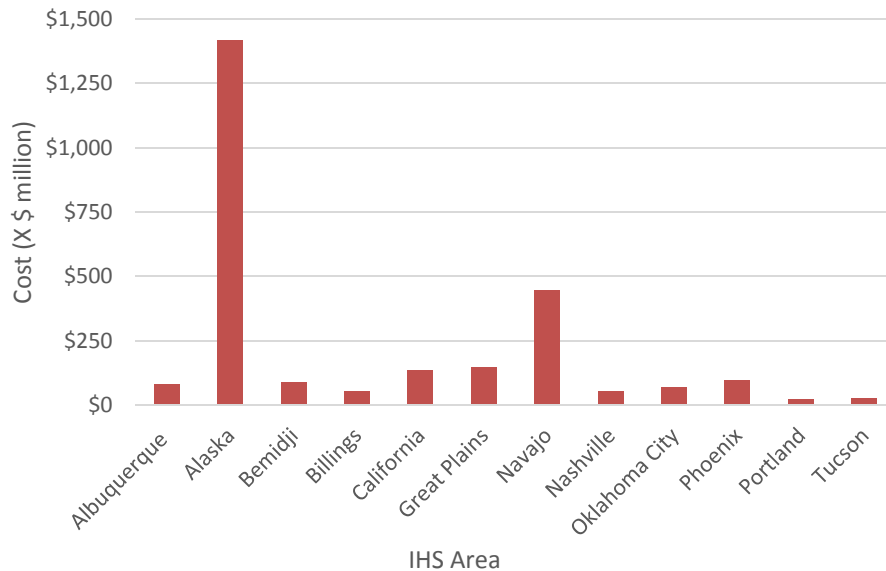
Figure 5. Estimated Cost to Address Sanitation Deficiencies by Type of Service.



Note: Total Database Cost = (Feasible Project Cost) + (Infeasible Project Cost)

At the end of FY 2018, the Total Database Cost to raise all Indian tribes and communities to the DL 1 classification was estimated at \$2.63 billion. Figure 6 shows the Total Database Cost broken down by IHS Area.

Figure 6: Total Database Cost to Raise Indian Tribes and Communities to a Deficiency Level 1

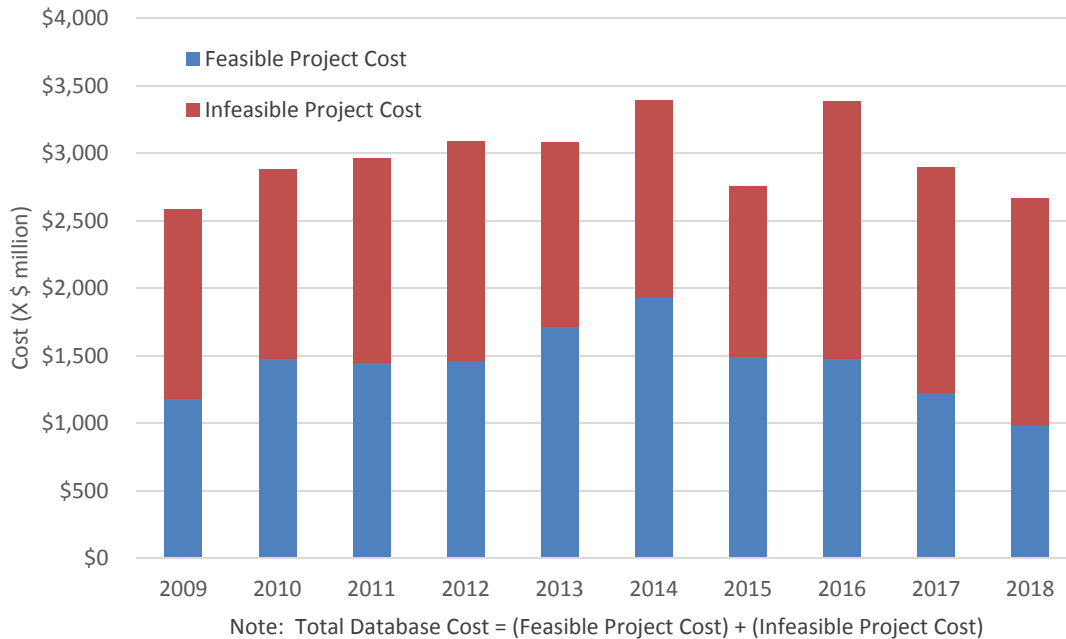


At the end of FY 2018, the SDS data included \$29 million in projects to raise Indian tribes and communities from a DL 1 to a DL 0. The DL 0 indicates that sanitation facilities are adequate, and all routine O&M needs have been addressed. However, given the limited SFC Program staff resources available, this need has not been fully captured in SDS and this estimate is understated. The SFC Program is currently undertaking an effort to estimate the cost of O&M needs through a less resource-intensive statistical model.

Costs for providing piped water and sewer facilities to AI/AN homes located in remote locations with harsh climates and unusual subsurface conditions are extremely high. The SFC Program recognizes that piped water and sewer projects for these homes are not currently economically feasible, and while these piped water and sewer projects are included in the Total Database Estimate, they are not included in the IHS Feasible Project Cost Estimate. At the end of FY 2018, the Feasible Project Cost Estimate was \$985 million.

A summary of costs for FYs 2009 – 2018 is provided in Figure 7 below:

Figure 7: 10-Year SDS Project Cost Estimates - FY 2009 through FY 2018



The IHS may still support the planning, design, and construction of projects that are infeasible, typically as a result of funding contributions from other federal agencies and/or tribal sources. The SFC Program has provided and will continue to provide eligible AI/AN homes with other less costly types of sanitation facilities (e.g., offsite watering points and sewer haul systems). The SFC Program will also continue to track and estimate project costs to serve these homes with piped water and sewer systems.

The cost of the needed facilities to address all sanitation deficiencies has historically had an upward trend as shown in Figure 7. The increasing cost of addressing sanitation deficiencies reflects the effects of inflation, changes resulting from factors such as new regulations, changes in the number of eligible homes, new tribes gaining federal recognition, and the deterioration of previously installed facilities. In FY 2018, the total cost of sanitation facilities to address all needs in Indian Country decreased by \$228 million over the FY 2017 level. Program staff will continue to work with their tribal counterparts to improve the reporting of sanitation deficiencies, which may contribute to fluctuations in the total cost estimate in future years.

VI. Appendix

{See attached PDF FY 2018 Annual Report of Sanitation Deficiency Levels}

**Indian Health Service
FY 2018 Annual Report of Sanitation Deficiency Levels**

IHS Area: Alaska (AN)

Area	State	Project No.	Project Name	Project DL	Area Priority	Project Cost	Cumulative Project Cost
AN	ALASKA	AK18619-5004	RAMPART - (9) First Service Wells & Septics	5	1	\$ 1,546,025	\$ 1,546,025
AN	ALASKA	AK22751-5003	NOORVIK - Water and Sewer to Three Unserved Homes	5	2	\$ 552,678	\$ 2,098,703
AN	ALASKA	AK22753-5005	SELAWIK - Water and Sewer to Six Unserved Homes	5	3	\$ 825,273	\$ 2,923,976
AN	ALASKA	AK13329-3005	OLD HARBOR - Water Service Line Replacement	3	4	\$ 1,234,252	\$ 4,158,228
AN	ALASKA	AK03510-5004	TUNTUTULIAK - FTH Service - 6 homes	5	5	\$ 818,340	\$ 4,976,568
AN	ALASKA	AK22741-2006	AMBLER - Honeybucket Trench	4	6	\$ 450,600	\$ 5,427,168
AN	ALASKA	AK15442-3004	NONDALTON - Water Distribution System Upgrades	3	7	\$ 1,906,657	\$ 7,333,825
AN	ALASKA	AK24846-1001	EMMONAK - WATER TREATMENT PLANT	3	8	\$ 2,720,015	\$ 10,053,840
AN	ALASKA	AK13325-1202	KARLUK - Water Treatment Plant Rehabilitation	3	9	\$ 860,362	\$ 10,914,202
AN	ALASKA	AK03493-1001	Kipnuk - WST Liner	3	10	\$ 241,543	\$ 11,155,745
AN	ALASKA	AK23786-3004	GOLOVIN - Water and Sewer Service to One Home	5	11	\$ 116,069	\$ 11,271,814
AN	ALASKA	AK23791-1001	LITTLE DIOMEDE - Water source development and treatment	3	12	\$ 2,264,994	\$ 13,536,808
AN	ALASKA	AK03507-5001	TUNUNAK - Haul Equipment	3	13	\$ 99,000	\$ 13,635,808
AN	ALASKA	AK03494-2001	KONGIGANAK - Honeybucket Dump Site	3	14	\$ 1,154,994	\$ 14,790,802
AN	ALASKA	AK06107-2104	YAKUTAT - Secondary Wastewater Treatment	3	15	\$ 1,843,049	\$ 16,633,851
AN	ALASKA	AK17547-4003	Grayling - Sewer Improvements	3	16	\$ 476,561	\$ 17,110,412
AN	ALASKA	AK22749-2003	KOTZEBUE - Terminal Lift Stations Replacement	3	17	\$ 2,798,992	\$ 19,909,404
AN	ALASKA	AK03482-9004	AKIACHAK - Solid Waste	3	18	\$ 108,537	\$ 20,017,941
AN	ALASKA	AK18606-1003	GALENA - Water Treatment Plant Rehabilitation	2	19	\$ 429,327	\$ 20,447,268
AN	ALASKA	AK22749-1006	KOTZEBUE - Water Treatment Plant Replacement	3	20	\$ 10,525,000	\$ 30,972,268
AN	ALASKA	AK03498-5002	MEKORYUK Sewer, Washeteria Improvements	2	21	\$ 818,850	\$ 31,791,118
AN	ALASKA	AK23804-2001	WHITE MOUNTAIN - Lift Station Improvements	2	22	\$ 803,840	\$ 32,594,958
AN	ALASKA	AK03493-1002	KIPNUK - Reservoir Recharge System	4	23	\$ 3,408,682	\$ 36,003,640
AN	ALASKA	AK14367-3001	Chignik Lake - Water storage and distribution improvements	3	24	\$ 622,308	\$ 36,625,948
AN	ALASKA	AK15442-1002	NONDALTON - Well Upgrades & Raw Water Main Improvements	2	25	\$ 408,715	\$ 37,034,663
AN	ALASKA	AK14382-2101	SAND POINT - Lift Station Upgrades	2	26	\$ 190,004	\$ 37,224,667
AN	ALASKA	AK23795-9002	ST. MICHAEL - Solid Waste	3	27	\$ 319,300	\$ 37,543,967
AN	ALASKA	AK09285-1001	NANWALEK - WTP Upgrades	2	28	\$ 98,924	\$ 37,642,891
AN	ALASKA	AK03506-5999*	Platinum - Comprehensive Piped System	5	29	\$ 12,815,652	\$ 50,458,543
AN	ALASKA	AK20703-5002	BEAVER - Modular Washeteria and Associated Upgrades	4	30	\$ 2,192,990	\$ 52,651,533
AN	ALASKA	AK23784-2002	ELIM - Sewer Main Replacement	3	31	\$ 115,000	\$ 52,766,533
AN	ALASKA	AK03042-2002	KAKE - Primary WW Treatment Expansion	2	32	\$ 985,070	\$ 53,751,603
AN	ALASKA	AK18618-3001	NULATO - Water Distribution System Upgrade/Repair	2	33	\$ 307,478	\$ 54,059,081
AN	ALASKA	AK22744-2003	DEERING - Lagoon Marine Outfall	3	34	\$ 1,495,014	\$ 55,554,095
AN	ALASKA	AK06103-9008	HOONAH - Solid Waste Burn Units	2	35	\$ 153,689	\$ 55,707,784
AN	ALASKA	AK19662-1002	BIRCH CREEK - Water Intake Rehabilitation	4	36	\$ 359,563	\$ 56,067,347
AN	ALASKA	AK14367-1003	Chignik Lake - Water Treatment Plant	3	37	\$ 3,082,909	\$ 59,150,256
AN	ALASKA	AK24846-1002	EMMONAK - All Season Permanent Water Intake	2	38	\$ 1,517,832	\$ 60,668,088
AN	ALASKA	AK17543-9006	Crooked Creek - Landfill Fencing & burn unit	3	39	\$ 323,111	\$ 60,991,199
AN	ALASKA	AK14382-4001	SAND POINT - Sewer Main Replacement	2	40	\$ 40,215	\$ 61,031,414
AN	ALASKA	AK14375-5002	NIKOLSKI - WTP Upgrades	4	41	\$ 762,285	\$ 61,793,699
AN	ALASKA	AK03510-5003	TUNTUTULIAK - Water and Sewer Haul Tanks	3	42	\$ 89,700	\$ 61,883,399
AN	ALASKA	AK24841-9001	ALAKANUK - Solid Waste Improvements .	3	43	\$ 371,450	\$ 62,254,849

Indian Health Service
FY 2018 Annual Report of Sanitation Deficiency Levels

AN	ALASKA	AK03502-9005	NIGHTMUTE - New Solid Waste Site Improvements	3	44	\$	241,275	\$	62,496,124
AN	ALASKA	AK14365-3002	Chignik Bay - Water distribution system improvements	2	45	\$	223,085	\$	62,719,209
AN	ALASKA	AK24856-1106	Russian Mission - WST Rehab	2	46	\$	413,504	\$	63,132,713
AN	ALASKA	AK22746-5004*	KIANA - Taylor Road W&S Extension Phase I	5	47	\$	2,349,245	\$	65,481,958
AN	ALASKA	AK22746-5005*	KIANA - Taylor Road W&S Extension Phase II	5	48	\$	3,371,928	\$	68,853,886
AN	ALASKA	AK03498-9009	MEKORYUK - Solid Waste Entrances	3	49	\$	30,000	\$	68,883,886
AN	ALASKA	AK14366-5002	Chignik Lagoon - Backup water source and distribution improvements	2	50	\$	328,878	\$	69,212,764
AN	ALASKA	AK22741-5003*	AMBLER - SE Unserved Homes	5	51	\$	4,174,074	\$	73,386,838
AN	ALASKA	AK18606-5002*	GALENA - First Time Water and Sewer Facilities for Two Homes and Water Main Extension	5	52	\$	912,232	\$	74,299,070
AN	ALASKA	AK18619-2018	RAMPART-Lagoon Second Cell	4	53	\$	1,413,284	\$	75,712,354
AN	ALASKA	AK09285-3007	NANWALEK - Replace 50,000-Gallon WST	3	54	\$	576,114	\$	76,288,468
AN	ALASKA	AK18618-9003	NULATO - New Solid Waste Site	3	55	\$	545,025	\$	76,833,493
AN	ALASKA	AK17553-3001	MCGRATH - Piped Water Distribution	3	56	\$	2,512,044	\$	79,345,537
AN	ALASKA	AK12295-9002	TYONEK- Landfill Upgrades	2	57	\$	375,557	\$	79,721,094
AN	ALASKA	AK18609-5001	HUSLIA - Water and Sewer System Installation and Upgrades for Ten Homes CIP	5	58	\$	907,044	\$	80,628,138
AN	ALASKA	AK13330-3001	OUZINKIE - Water Main Replacement	2	59	\$	1,851,920	\$	82,480,058
AN	ALASKA	AK23798-9003	SHISHMAREF - Solid Waste Site Upgrades	3	60	\$	510,169	\$	82,990,227
AN	ALASKA	AK18622-5101	TANANA - Water Source	2	61	\$	523,914	\$	83,514,141
AN	ALASKA	AK18606-1004	GALENA - Backup Ground Water Source	2	62	\$	1,470,297	\$	84,984,438
AN	ALASKA	AK21859-1003	Nunam Iqua - Water Quantity	3	63	\$	1,745,188	\$	86,729,626
AN	ALASKA	AK23781-9006	BREVIG MISSION - Solid Waste Improvements	3	64	\$	179,781	\$	86,909,407
AN	ALASKA	AK22741-1002	AMBLER - Well Protection	2	65	\$	295,593	\$	87,205,000
AN	ALASKA	AK22751-9004	NOORVIK - Landfill Upgrades	2	66	\$	220,485	\$	87,425,485
AN	ALASKA	AK22744-1004*	Deering Water Distribution System	4	67	\$	13,345,769	\$	100,771,254
AN	ALASKA	AK22751-5004*	NOORVIK - Water and Sewer to Two Unserved Homes	5	68	\$	1,608,416	\$	102,379,670
AN	ALASKA	AK18618-5103*	NULATO - Lower Townsite - Downtown Area	5	69	\$	3,711,916	\$	106,091,586
AN	ALASKA	AK15440-2003	Newhalen - Sewer Lagoon Expansion	3	70	\$	1,108,542	\$	107,200,128
AN	ALASKA	AK09285-2003	NANWALEK - Sludge Lagoon Facility	3	71	\$	2,678,271	\$	109,878,399
AN	ALASKA	AK23790-1003	KOYUK - New Water Storage Tank	3	72	\$	1,812,804	\$	111,691,203
AN	ALASKA	AK24858-3101	SCAMMON BAY - Water Distribution System Replacement Phase 1	3	73	\$	2,415,310	\$	114,106,513
AN	ALASKA	AK23785-1202	GAMBELL - Horizontal Well and Line	2	74	\$	1,711,579	\$	115,818,092
AN	ALASKA	AK01003-2003	KLAWOCK - WW system upgrades	2	75	\$	151,240	\$	115,969,332
AN	ALASKA	AK20709-2018	VENETIE Wells and Septics-Phase I	5	76	\$	3,819,933	\$	119,789,265
AN	ALASKA	AK19662-2018	BIRCH CREEK First Service-6 Homes	5	77	\$	1,028,854	\$	120,818,119
AN	ALASKA	AK22748-5001	KOBUK - Water Source Improvements	2	78	\$	148,210	\$	120,966,329
AN	ALASKA	AK22748-2002	KOBUK - Lift Station Improvements	2	79	\$	96,907	\$	121,063,236
AN	ALASKA	AK22750-4003	NOATAK - Sludge Pumper Truck	2	80	\$	206,375	\$	121,269,611
AN	ALASKA	AK22746-1001	KIANA - Manganese Removal	2	81	\$	1,427,691	\$	122,697,302
AN	ALASKA	AK19673-5102	TETLIN - Water and Sewer Haul	5	82	\$	1,685,752	\$	124,383,054
AN	ALASKA	AK14379-1001	ST GEORGE - Replace WST	2	83	\$	1,162,696	\$	125,545,750
AN	ALASKA	AK03493-9003	KIPNUK - Solid Waste Improvements	3	84	\$	704,616	\$	126,250,366
AN	ALASKA	AK01002-9002	HYDABURG- Landfill Upgrades	2	85	\$	336,625	\$	126,586,991
AN	ALASKA	AK18601-5001	ALLAKAKET Water & Sewer Phase I	5	86	\$	3,851,797	\$	130,438,788
AN	ALASKA	AK18612-0217	KOYUKUK Phase II-Wells & Septics	5	87	\$	3,431,098	\$	133,869,886
AN	ALASKA	AK17543-5102*	Crooked Creek - Wells and Septics	5	88	\$	6,120,000	\$	139,989,886
AN	ALASKA	AK03500-5002	Napaskiak FTH Rehabilitation - 20 Homes	5	89	\$	1,286,000	\$	141,275,886
AN	ALASKA	AK22750-3005	NOATAK - West Water Loop Main Replacement	3	90	\$	2,380,601	\$	143,656,487

Indian Health Service
FY 2018 Annual Report of Sanitation Deficiency Levels

AN	ALASKA	AK23790-9007	KOYUK - Solid Waste Improvements	3	91	\$	457,000	\$	144,113,487
AN	ALASKA	AK13325-9005	KARLUK - Solid Waste Improvements	2	92	\$	67,375	\$	144,180,862
AN	ALASKA	AK24844-1103	Chevak - Sewage Collection Plant Upgrades	2	93	\$	72,348	\$	144,253,210
AN	ALASKA	AK14367-9004	Chignik Lake - Solid Waste Improvements	2	94	\$	63,998	\$	144,317,208
AN	ALASKA	AK06104-9003	KLUKWAN - Solid Waste	2	95	\$	95,150	\$	144,412,358
AN	ALASKA	AK23796-3001	SAVOONGA - Replace Failed Air Vac Toilet Valves	2	96	\$	34,650	\$	144,447,008
AN	ALASKA	AK24856-5002	Russian Mission - Water and sewer system upgrades	2	97	\$	865,264	\$	145,312,272
AN	ALASKA	AK23791-5999*	LITTLE DIOMEDE - Comprehensive Piped System	5	98	\$	17,705,988	\$	163,018,260
AN	ALASKA	AK17560-5001*	SHAGELUK - Community Piped Water & Sewer System	5	99	\$	13,778,380	\$	176,796,640
AN	ALASKA	AK03502-2002	NIGHTMUTE - Sewage Lagoon Upgrade	4	100	\$	2,300,000	\$	179,096,640
AN	ALASKA	AK03502-5001	NIGHTMUTE - Flush Tank & Haul Upgrades	5	101	\$	1,660,451	\$	180,757,091
AN	ALASKA	AK03042-3005	KAKE - Water System Leak Repairs	3	102	\$	1,466,469	\$	182,223,560
AN	ALASKA	AK22752-5005	POINT HOPE - Upgrade WWTP	3	103	\$	330,690	\$	182,554,250
AN	ALASKA	AK24846-1003	EMMONAK - New 325k gallon Finished Water Storage Tank and Rehab of Existing Tanks	2	104	\$	2,985,069	\$	185,539,319
AN	ALASKA	AK15428-2003	EKWOK - Sewage Lagoon Improvements	2	105	\$	855,425	\$	186,394,744
AN	ALASKA	AK23798-1002	SHISHMAREF - Reservoir, RWTL, & WST Improvements	2	106	\$	849,917	\$	187,244,661
AN	ALASKA	AK23795-5001	ST. MICHAEL - Water and Sewer System Improvements	2	107	\$	766,228	\$	188,010,889
AN	ALASKA	AK03509-1001	TULUKSAK - Water Treatment Plant - Washeteria	3	108	\$	6,460,302	\$	194,471,191
AN	ALASKA	AK23798-5006	SHISHMAREF - Existing FTH Upgrades	2	109	\$	507,780	\$	194,978,971
AN	ALASKA	AK15442-2001	NONDALTON - Lift Station Replacement	2	110	\$	1,145,506	\$	196,124,477
AN	ALASKA	AK03500-9004	NAPASKIAK - Solid Waste Impvts	3	111	\$	418,110	\$	196,542,587
AN	ALASKA	AK12291-9004*	PORT GRAHAM- Solid Waste Facility	3	112	\$	1,993,068	\$	198,535,655
AN	ALASKA	AK03483-9001	Akiak - Solid Waste Improvements	2	113	\$	43,638	\$	198,579,293
AN	ALASKA	AK23784-0801	Elim - Solid Waste Burn Unit	2	114	\$	58,708	\$	198,638,001
AN	ALASKA	AK23784-3004	ELIM - High Demand Pump Installation	2	115	\$	98,796	\$	198,736,797
AN	ALASKA	AK23796-5003	SAVOONGA - Utilidor Releveling	2	116	\$	473,390	\$	199,210,187
AN	ALASKA	AK23796-5005	SAVOONGA - Arctic Box Replacement	2	117	\$	806,710	\$	200,016,897
AN	ALASKA	AK23796-1004	SAVOONGA - Back-up Well	2	118	\$	415,359	\$	200,432,256
AN	ALASKA	AK23796-1002	SAVOONGA - Raw Water Main Releveling	2	119	\$	182,524	\$	200,614,780
AN	ALASKA	AK23796-1001	SAVOONGA - Water Storage Tank	2	120	\$	1,285,627	\$	201,900,407
AN	ALASKA	AK22753-5104	SELAWIK - WTP, Heat Trace, & Vacuum Pump Improvements	2	121	\$	363,251	\$	202,263,658
AN	ALASKA	AK23802-4001	Unalakleet Manhole Upgrades	2	122	\$	16,263	\$	202,279,921
AN	ALASKA	AK03496-1004	Kwigillingok Water Tank Repair	2	123	\$	473,825	\$	202,753,746
AN	ALASKA	AK06107-1001	YAKUTAT- Well and Pumphouse Upgrades	2	124	\$	859,096	\$	203,612,842
AN	ALASKA	AK23781-5001*	BREVIG MISSION - Water and Sewer to Three Homes	5	125	\$	630,051	\$	204,242,893
AN	ALASKA	AK23785-4006*	GAMBELL -Extend Sewer to Old Village	4	126	\$	5,953,500	\$	210,196,393
AN	ALASKA	AK23785-3005*	GAMBELL - Extend Water to Old Village	4	127	\$	4,780,000	\$	214,976,393
AN	ALASKA	AK22753-5006*	SELAWIK - Water and Sewer to Three Unserved Homes	5	128	\$	2,743,400	\$	217,719,793
AN	ALASKA	AK03507-5999*	TUNUNAK - Comprehensive Piped System	5	129	\$	26,783,236	\$	244,503,029
AN	ALASKA	AK23803-5999*	Wales Comprehensive Piped Systems	5	130	\$	16,614,291	\$	261,117,320
AN	ALASKA	AK22753-1002	SELAWIK - New Intake & Transmission Line	3	131	\$	1,145,351	\$	262,262,671
AN	ALASKA	AK24852-3003	Mt Village - Phase 3A(ii) West Peterson water main replacement	3	132	\$	982,997	\$	263,245,668
AN	ALASKA	AK22746-2002	KIANA - Sewage Lagoon Relocation	2	133	\$	4,655,005	\$	267,900,673
AN	ALASKA	AK23786-1001	GOLOVIN - Raw Water Intake Rehabilitation	2	134	\$	395,922	\$	268,296,595
AN	ALASKA	AK23786-2002	GOLOVIN - Sewage Lagoon Rehabilitation	2	135	\$	248,866	\$	268,545,461
AN	ALASKA	AK17547-9005	Grayling Solid Waste Burn Unit	2	136	\$	99,303	\$	268,644,764
AN	ALASKA	AK01002-1001	HYDABURG- WTP Upgrades	2	137	\$	497,448	\$	269,142,212

**Indian Health Service
FY 2018 Annual Report of Sanitation Deficiency Levels**

AN	ALASKA	AK20704-5999*	CHALKYITSIK - Comprehensive Piped System	5	138	\$ 38,946,300	\$ 308,088,512
AN	ALASKA	AK03486-5999*	CHEFORNAK - Comprehensive Piped System	5	139	\$ 26,260,853	\$ 334,349,365
AN	ALASKA	AK23800-5999*	STEBBINS - Comprehensive Piped System	5	140	\$ 47,669,715	\$ 382,019,080
AN	ALASKA	AK20708-5999*	STEVEN VILLAGE - Comprehensive Piped System	5	141	\$ 31,218,020	\$ 413,237,100
AN	ALASKA	AK18622-5003*	TANANA - Connect 7 homes to grid	5	142	\$ 5,160,000	\$ 418,397,100
AN	ALASKA	AK03507-1002	TUNUNAK - New Washeteria/WTP	3	143	\$ 4,000,497	\$ 422,397,597
AN	ALASKA	AK23797-1102	Shaktoolik - WST replacement	3	144	\$ 2,559,674	\$ 424,957,271
AN	ALASKA	AK22751-5103	NOORVIK - Utilidor Replacement	2	145	\$ 1,894,800	\$ 426,852,071
AN	ALASKA	AK22751-2001	NOORVIK - New Sewage Lagoon	2	146	\$ 5,754,912	\$ 432,606,983
AN	ALASKA	AK18624-0117	ALATNA-PASS System	5	147	\$ 536,198	\$ 433,143,181
AN	ALASKA	AK03496-9006	Kwigillingok Solid Waste Landfill Upgrades	3	148	\$ 735,000	\$ 433,878,181
AN	ALASKA	AK24844-2001	Chevak - Sewage Lagoon	3	149	\$ 4,248,688	\$ 438,126,869
AN	ALASKA	AK01008-4002	KASAAN- Sewer System Rehabilitation	3	150	\$ 688,041	\$ 438,814,910
AN	ALASKA	AK14369-9003	FALSE PASS- Landfill Upgrades	3	151	\$ 518,000	\$ 439,332,910
AN	ALASKA	AK04061-9004	ANGOON Landfill Improvements	2	152	\$ 275,550	\$ 439,608,460
AN	ALASKA	AK24852-1008	Mt Village -- Replace Middle Pump House Buidling	2	153	\$ 1,060,725	\$ 440,669,185
AN	ALASKA	AK19673-9004	TETLIN - SW Landfill Improvements	2	154	\$ 193,800	\$ 440,862,985
AN	ALASKA	AK06103-2007	HOONAH - Sludge Lagoon Liner Repair Project	2	155	\$ 270,000	\$ 441,132,985
AN	ALASKA	AK18601-5999*	ALLAKAKET - Comprehensive Piped System	5	156	\$ 50,227,738	\$ 491,360,723
AN	ALASKA	AK20705-5999*	CIRCLE - Comprehensive Piped System	5	157	\$ 31,617,798	\$ 522,978,521
AN	ALASKA	AK03505-5999*	Oscarville - Comprehensive Piped System	5	158	\$ 7,313,613	\$ 530,292,134
AN	ALASKA	AK17562-5999*	Stony River - Comprehensive Piped System	5	159	\$ 15,754,746	\$ 546,046,880
AN	ALASKA	AK03509-5999*	TULUKSAK - Comprehensive Piped System	5	160	\$ 24,657,808	\$ 570,704,688
AN	ALASKA	AK24852-1106	Mt Village - Phase 1 (middle) water storage tank (5a)	3	161	\$ 1,061,125	\$ 571,765,813
AN	ALASKA	AK17547-3101	Grayling - Dist System Upgrades PH 1	3	162	\$ 2,922,219	\$ 574,688,032
AN	ALASKA	AK01002-1105	HYDABURG- Refurbish Existing Raw Water Impoundment	3	163	\$ 3,694,511	\$ 578,382,543
AN	ALASKA	AK23800-1103	STEBBINS - Water Storage Tank	3	164	\$ 5,255,165	\$ 583,637,708
AN	ALASKA	AK17541-2002	ANIAC - Lagoon Expansion	3	165	\$ 5,112,125	\$ 588,749,833
AN	ALASKA	AK15438-4001	MANOKOTAK - OLD VILLAGE Sewer Main Repai	2	166	\$ 741,253	\$ 589,491,086
AN	ALASKA	AK20701-5999*	ARCTIC VILLAGE - Comprehensive Piped System	5	167	\$ 43,637,232	\$ 633,128,318
AN	ALASKA	AK03511-5999*	Atmauthluak - Comprehensive Piped System	5	168	\$ 30,598,008	\$ 663,726,326
AN	ALASKA	AK03493-5999*	Kipnuk - Comprehensive Piped Plan	5	169	\$ 47,051,324	\$ 710,777,650
AN	ALASKA	AK03502-5999*	Nightmute - Comprehensive Piped System	4	170	\$ 19,695,014	\$ 730,472,664
AN	ALASKA	AK03510-5099*	TUNTUTULIAK - Comprehensive Piped System	5	171	\$ 35,986,492	\$ 766,459,156
AN	ALASKA	AK20704-5005	CHALKYITSIK - PASS System	5	172	\$ 1,907,505	\$ 768,366,661
AN	ALASKA	AK03502-9004	Nightmute - Solid Waste: Close Site	3	173	\$ 437,184	\$ 768,803,845
AN	ALASKA	AK22744-1002	Deering -- Seasonal Water Distribution System	3	174	\$ 2,330,611	\$ 771,134,456
AN	ALASKA	AK23790-1005	KOYUK - Water Source Improvements	2	175	\$ 606,912	\$ 771,741,368
AN	ALASKA	AK23790-4004	KOYUK - Sewer Collection Improvements	2	176	\$ 471,194	\$ 772,212,562
AN	ALASKA	AK13327-3002	LARSEN BAY - Water Distribution Replacement	2	177	\$ 704,078	\$ 772,916,640
AN	ALASKA	AK03494-5999*	KONGIGANAK - Comprehensive Piped System	5	178	\$ 58,370,518	\$ 831,287,158
AN	ALASKA	AK17563-5999*	TAKOTNA - Comprehensive Piped System	5	179	\$ 17,985,361	\$ 849,272,519
AN	ALASKA	AK23801-5999*	Teller - Comprehensive Piped System	5	180	\$ 30,559,752	\$ 879,832,271
AN	ALASKA	AK03502-5003	NIGHTMUTE - Washeteria	3	181	\$ 2,496,000	\$ 882,328,271
AN	ALASKA	AK08149-1101	GULKANA - Water Storage Tank Foundation	2	182	\$ 532,056	\$ 882,860,327
AN	ALASKA	AK02025-3003	SAXMAN- Water Distribution Replacement	3	183	\$ 1,814,369	\$ 884,674,696
AN	ALASKA	AK13325-2003	KARLUK - Sewer Lift Station	3	184	\$ 787,500	\$ 885,462,196

Indian Health Service
FY 2018 Annual Report of Sanitation Deficiency Levels

AN	ALASKA	AK15433-2003	Koliganek - Onsite Septic Systems	3	185	\$	701,419	\$	886,163,615
AN	ALASKA	AK14377-1002	Perryville - Dam	3	186	\$	2,634,536	\$	888,798,151
AN	ALASKA	AK15442-2105	NONDALTON - Sewer Lagoon	3	187	\$	3,637,616	\$	892,435,767
AN	ALASKA	AK24854-3001	Pilot Station Water Replacement	3	188	\$	2,264,327	\$	894,700,094
AN	ALASKA	AK12295-3001	TYONEK- Water Main & Service Replacement	3	189	\$	1,299,059	\$	895,999,153
AN	ALASKA	AK03500-5999*	Napaskiak Comprehensive Pipes System	5	190	\$	40,699,200	\$	936,698,353
AN	ALASKA	AK19670-5999*	NORTHWAY- Comprehensive Piped System	2	191	\$	11,921,675	\$	948,620,028
AN	ALASKA	AK13325-1101*	KARLUK - Water Storage Tank and Transmission Line	3	192	\$	1,444,582	\$	950,064,610
AN	ALASKA	AK15442-9007	NONDALTON - Solid Waste	3	193	\$	451,813	\$	950,516,423
AN	ALASKA	AK15438-3002	MANOKOTAK - OLD VILLAGE Water Main Repai	3	194	\$	2,072,800	\$	952,589,223
AN	ALASKA	AK14374-0004	NELSON LAGOON - Water Intake Structure/Combination Valve	2	195	\$	346,625	\$	952,935,848
AN	ALASKA	AK17556-2101	Nikolai Lift Station Enclosure	2	196	\$	491,098	\$	953,426,946
AN	ALASKA	AK15455-2003	Kokhanok- sewer lagoon expansion	2	197	\$	784,197	\$	954,211,143
AN	ALASKA	AK15437-2003	LEVELOCK - Septic Tank Pumper Truck	2	198	\$	277,031	\$	954,488,174
AN	ALASKA	AK15437-1002	LEVELOCK - Washeteria Upgrades	2	199	\$	389,457	\$	954,877,631
AN	ALASKA	AK08152-9002	TATITLEK - Solid Waste Facility	3	200	\$	1,015,689	\$	955,893,320
AN	ALASKA	AK17541-9001	ANIAX - SWS Burn Unit	2	201	\$	55,000	\$	955,948,320
AN	ALASKA	AK01002-1006	HYDABURG- Refurbish Existing Water Storage Tanks	2	202	\$	1,325,944	\$	957,274,264
AN	ALASKA	AK12295-2003	TYONEK- Sludge Lagoon Upgrade	2	203	\$	1,157,818	\$	958,432,082
AN	ALASKA	AK24858-3102*	SCAMMON BAY - Water Distribution System Replacement Phase 2	3	204	\$	4,437,576	\$	962,869,658
AN	ALASKA	AK23785-9104	GAMBELL - Solid Waste Improvements	3	205	\$	560,000	\$	963,429,658
AN	ALASKA	AK22754-9001	SHUNGNAK - New Landfill & Closeout Old LF	3	206	\$	1,806,520	\$	965,236,178
AN	ALASKA	AK04061-3001	ANGOON Front Street Water Replacement	2	207	\$	1,115,349	\$	966,351,527
AN	ALASKA	AK08141-1001	CHENEGA BAY- WTP Upgrades	2	208	\$	348,700	\$	966,700,227
AN	ALASKA	AK13330-1002	OUZINKIE - Water Transmission Line	2	209	\$	1,464,311	\$	968,164,538
AN	ALASKA	AK24841-5002	ALAKANUK - Alternate Sanitation for Outlying Homes	5	210	\$	417,311	\$	968,581,849
AN	ALASKA	AK18622-2003	TANANA - Sewage Lagoon Upgrade	3	211	\$	414,050	\$	968,995,899
AN	ALASKA	AK23796-9006	SAVOONGA - Solid Waste	3	212	\$	1,733,446	\$	970,729,345
AN	ALASKA	AK22753-9001	SELAWIK - New Solid Waste Site	3	213	\$	2,671,503	\$	973,400,848
AN	ALASKA	AK23784-1003	ELIM - Water Treatment/Intake Imp.	2	214	\$	1,302,380	\$	974,703,228
AN	ALASKA	AK22744-2005	DEERING - Vacuum Sewer System Upgrades	2	215	\$	1,182,609	\$	975,885,837
AN	ALASKA	AK22744-2001	DEERING - Existing Lagoon Upgrades	2	216	\$	1,399,420	\$	977,285,257
AN	ALASKA	AK15455-0201	Kokhanok - Solid Waste Site Sign & Expansion	2	217	\$	638,708	\$	977,923,965
AN	ALASKA	AK03496-5999*	Kwigillingok - Comprehensive Piped System	3	218	\$	55,049,100	\$	1,032,973,065
AN	ALASKA	AK14377-1001	Perryville - Water Treatment Plant	3	219	\$	2,176,555	\$	1,035,149,620
AN	ALASKA	AK03503-2001	Nunapitchuk East and West Lagoons Improvements	3	220	\$	4,774,400	\$	1,039,924,020
AN	ALASKA	AK03511-1003	Atmautluak - Washeteria/WTP Improvements	2	221	\$	1,361,392	\$	1,041,285,412
AN	ALASKA	AK03494-5002	KONGIGANAK - Alternative Sanitaiton for 3 Homes	5	222	\$	155,950	\$	1,041,441,362
AN	ALASKA	AK17563-5002	TAKOTNA - Alternative Sanitation for 2 Homes	5	223	\$	103,966	\$	1,041,545,328
AN	ALASKA	AK13329-9002	OLD HARBOR - Solid Waste Facility	2	224	\$	341,625	\$	1,041,886,953
AN	ALASKA	AK03509-9004	TULUKSAK - Solid Waste	2	225	\$	582,225	\$	1,042,469,178
AN	ALASKA	AK17550-2002	Upper Kalskag - Lagoon & Pump Station Repair	2	226	\$	939,048	\$	1,043,408,226
AN	ALASKA	AK17549-1003	HOLY CROSS: Primary Community Well	2	227	\$	1,515,232	\$	1,044,923,458
AN	ALASKA	AK22748-1003	KOBUK - WTP Process Upgrades	2	228	\$	690,973	\$	1,045,614,431
AN	ALASKA	AK22748-9004	KOBUK - Solid Waste Improvements	2	229	\$	357,847	\$	1,045,972,278
AN	ALASKA	AK15442-1003	DELETE NONDALTON - Water Storage Tank & Concrete Foundation	2	230	\$	1,491,607	\$	1,047,463,885
AN	ALASKA	AK21859-1002	Nunam Iqua - WTP Upgrade	2	231	\$	1,123,769	\$	1,048,587,654

**Indian Health Service
FY 2018 Annual Report of Sanitation Deficiency Levels**

AN	ALASKA	AK06107-9005	YAKUTAT - Landfill Upgrades	2	232	\$	1,196,700	\$	1,049,784,354
AN	ALASKA	AK03042-9003	KAKE - Solid Waste Fencing	2	233	\$	194,810	\$	1,049,979,164
AN	ALASKA	AK24856-3003	Russian Mission - Upper circ loop	2	234	\$	931,000	\$	1,050,910,164
AN	ALASKA	AK24858-1104	SCAMMON BAY - Water Impoundment	2	235	\$	1,695,798	\$	1,052,605,962
AN	ALASKA	AK18618-5102*	NULATO - Lower Townsite Wells and Septics	5	236	\$	3,642,303	\$	1,056,248,265
AN	ALASKA	AK03505-1001*	Oscarville - Water Treatment Plant Upgrades	3	237	\$	1,761,605	\$	1,058,009,870
AN	ALASKA	AK03494-9003	KONGIGANAK - Solid Waste	3	238	\$	1,753,290	\$	1,059,763,160
AN	ALASKA	AK03496-9005	Kwigillingok Closure of Existing Solid Waste Site	3	239	\$	1,247,583	\$	1,061,010,743
AN	ALASKA	AK01003-1102	KLAWOCK - Water source	2	240	\$	1,333,034	\$	1,062,343,777
AN	ALASKA	AK01002-3004	HYDABURG- Water Distribution Replacement	2	241	\$	1,744,420	\$	1,064,088,197
AN	ALASKA	AK03489-2001	Goodnews Bay - Sewer lagoon erosion control	2	242	\$	1,364,630	\$	1,065,452,827
AN	ALASKA	AK03496-2001	Kwigillingok Washeteria Lagoon	4	243	\$	4,344,548	\$	1,069,797,375
AN	ALASKA	AK08141-2001	CHENEGA BAY- Sewer Sludge Disposal Facility	2	244	\$	830,457	\$	1,070,627,832
AN	ALASKA	AK23795-1001	ST. MICHAEL - WST Rehabilitation	2	245	\$	2,155,087	\$	1,072,782,919
AN	ALASKA	AK24850-1001*	KOTLIK - Water & Sewer to Island Sections	5	246	\$	10,405,000	\$	1,083,187,919
AN	ALASKA	AK15422-4002*	ALEKNAGIK - Low Pressure Sewer System	3	247	\$	3,334,125	\$	1,086,522,044
AN	ALASKA	AK15455-1002*	Kokhanok- Water treatment plant	3	248	\$	3,805,714	\$	1,090,327,758
AN	ALASKA	AK15451-5004*	TOGIAK West Loop #2 W/S Upgrade (Ph. 2)	3	249	\$	7,908,228	\$	1,098,235,986
AN	ALASKA	AK23784-2005	ELIM - Sewer Treatment Improvements	2	250	\$	2,726,767	\$	1,100,962,753
AN	ALASKA	AK18622-5002*	TANANA - Connect 5 Homes to Grid	5	251	\$	1,943,780	\$	1,102,906,533
AN	ALASKA	AK24857-3001*	ST. MARY'S - Andreafski Loop Water Main Upgrade	3	252	\$	3,585,436	\$	1,106,491,969
AN	ALASKA	AK20704-5201	CHALKYITSIK - WTP, Washeteria & WST Upgrades	2	253	\$	994,790	\$	1,107,486,759
AN	ALASKA	AK01002-2003	HYDABURG- Sewage Treatment- Phase III	2	254	\$	2,458,662	\$	1,109,945,421
AN	ALASKA	AK03510-5002	TUNTUTULIAK - New Wash/WTP	3	255	\$	4,274,612	\$	1,114,220,033
AN	ALASKA	AK17550-1001	Upper Kalskag Drinking Water Wells	2	256	\$	1,889,336	\$	1,116,109,369
AN	ALASKA	AK14365-1103*	Chignik Bay Water Source and Transmission Line	3	257	\$	3,770,972	\$	1,119,880,341
AN	ALASKA	AK15450-2001*	South Naknek - Community Wastewater System	3	258	\$	4,408,405	\$	1,124,288,746
AN	ALASKA	AK15452-1003*	Twin Hills Water Treatment Plant and Water Source	3	259	\$	3,603,942	\$	1,127,892,688
AN	ALASKA	AK15452-5001*	Twin Hills Water Distribution Improvements	3	260	\$	2,928,321	\$	1,130,821,009
AN	ALASKA	AK23785-1003	Gambell -Water Plant - Boilers, Pumps, Fuel System, Piping	2	261	\$	1,854,553	\$	1,132,675,562
AN	ALASKA	AK02024-9006	METLAKATLA - Solid Waste	2	262	\$	2,017,285	\$	1,134,692,847
AN	ALASKA	AK15422-5001*	ALEKNAGIK-North Shore West Area Phase 1 Water	2	263	\$	3,126,622	\$	1,137,819,469
AN	ALASKA	AK22741-3009*	AMBLER - South Loop Water Replacement	2	264	\$	3,230,124	\$	1,141,049,593
AN	ALASKA	AK22741-4010*	AMBLER - South Loop Sewer Replacement	2	265	\$	2,484,963	\$	1,143,534,556
AN	ALASKA	AK22741-4008*	AMBLER - North Loop Sewer Replacement	2	266	\$	3,689,510	\$	1,147,224,066
AN	ALASKA	AK22741-3007*	AMBLER - North Loop Water Replacement	2	267	\$	3,826,942	\$	1,151,051,008
AN	ALASKA	AK06107-3003*	YAKUTAT - Water Main Replacement	2	268	\$	1,050,000	\$	1,152,101,008
AN	ALASKA	AK17547-3102*	Grayling - Dist System Replacement Ph 2	3	269	\$	3,492,562	\$	1,155,593,570
AN	ALASKA	AK19673-5999*	TETLIN - Comprehensive Piped Systems	3	270	\$	27,520,014	\$	1,183,113,584
AN	ALASKA	AK23784-1006	ELIM - Water Source Relocation	2	271	\$	1,839,005	\$	1,184,952,589
AN	ALASKA	AK14369-2002*	FALSE PASS- Onsite Wastewater Systems & Septic Pumper Truck	2	272	\$	1,880,906	\$	1,186,833,495
AN	ALASKA	AK22742-9001*	BUCKLAND - New Solid Waste Site	3	273	\$	3,923,327	\$	1,190,756,822
AN	ALASKA	AK22746-9006*	KIANA - New Landfill	3	274	\$	4,440,000	\$	1,195,196,822
AN	ALASKA	AK15442-4006*	NONDALTON - Sewer Collection	2	275	\$	3,806,731	\$	1,199,003,553
AN	ALASKA	AK19670-9003*	NORTHWAY - Solid Waste	3	276	\$	1,355,229	\$	1,200,358,782
AN	ALASKA	AK03503-9002*	NUNAPITCHUK - New Solid Waste Site	3	277	\$	7,200,000	\$	1,207,558,782
AN	ALASKA	AK03503-5999*	Nunapitchuk - Comprehensive Piped System	3	278	\$	39,890,878	\$	1,247,449,660

Indian Health Service
FY 2018 Annual Report of Sanitation Deficiency Levels

AN	ALASKA	AK14375-5001*	NIKOLSKI - Sewage Disposal Upgrades	3	279	\$	1,293,079	\$	1,248,742,739
AN	ALASKA	AK15433-1002*	Koliganek - water treatment plant	3	280	\$	4,209,890	\$	1,252,952,629
AN	ALASKA	AK15451-4007*	TOGIAK East Loop Sewer Facilities Upgrades (Ph. 1)	2	281	\$	5,349,041	\$	1,258,301,670
AN	ALASKA	AK15451-5005*	TOGIAK West Loop #1 W/S Upgrade (Ph.3)	2	282	\$	7,256,951	\$	1,265,558,621
AN	ALASKA	AK22747-9006*	KIVALINA - Solid Waste Improvements	3	283	\$	1,623,209	\$	1,267,181,830
AN	ALASKA	AK03498-5999*	Mekoryuk - Comprehensive Piped System	3	284	\$	26,471,436	\$	1,293,653,266
AN	ALASKA	AK22750-9104*	NOATAK - Expand Landfill	3	285	\$	5,548,800	\$	1,299,202,066
AN	ALASKA	AK24854-9002*	PILOT STATION - Solid Waste	3	286	\$	5,096,900	\$	1,304,298,966
AN	ALASKA	AK01008-1004	KASAAN- Refurbish Existing Raw Water Impoundment, Transmission Line, and Access Road	2	287	\$	725,000	\$	1,305,023,966
AN	ALASKA	AK09285-9004*	NANWALEK - Solid Waste Facility, Burn Box, Central Collection	2	288	\$	3,102,627	\$	1,308,126,593
AN	ALASKA	AK24856-9001*	Russian Mission - Solid Waste Site	3	289	\$	5,200,000	\$	1,313,326,593
AN	ALASKA	AK18611-5001*	KALTAG - Phase 2 Water & Sewer	3	290	\$	5,498,861	\$	1,318,825,454
AN	ALASKA	AK06107-2002	YAKUTAT- Lift Station Rehab & Relocation	2	291	\$	1,548,780	\$	1,320,374,234
AN	ALASKA	AK17556-9003*	NIKOLAI - Solid Waste	3	292	\$	997,142	\$	1,321,371,376
AN	ALASKA	AK15452-1004*	Twin Hills - Water Storage Tank	1	293	\$	846,722	\$	1,322,218,098
AN	ALASKA	AK17542-5002*	ANVIK - Water and Sewer Project	2	294	\$	2,666,723	\$	1,324,884,821
AN	ALASKA	AK01002-2001*	HYDABURG- Sewage Treatment- Phase II	2	295	\$	2,017,597	\$	1,326,902,418
AN	ALASKA	AK18624-9002*	ALATNA - Solid Waste Landfill	3	296	\$	918,602	\$	1,327,821,020
AN	ALASKA	AK04061-1003*	ANGOON - Water Source Upgrade	2	297	\$	6,186,813	\$	1,334,007,833
AN	ALASKA	AK24861-5101*	Marshall Ph 9 Water and Sewer Pipe Upgrade	2	298	\$	3,894,191	\$	1,337,902,024
AN	ALASKA	AK24850-9003*	KOTLIK - New Solid Waste Site	3	299	\$	4,720,628	\$	1,342,622,652
AN	ALASKA	AK03499-5999*	Napakiak - Comprehensive Piped System	3	300	\$	40,185,662	\$	1,382,808,314
AN	ALASKA	AK17561-9001*	SLEETMUTE - New Solid Waste Site	3	301	\$	2,356,000	\$	1,385,164,314
AN	ALASKA	AK13323-9002	AKHIOK - Solid Waste Site Improvements Project	2	302	\$	222,338	\$	1,385,386,652
AN	ALASKA	AK22741-9005*	AMBLER - New Solid Waste Site	2	303	\$	2,096,020	\$	1,387,482,672
AN	ALASKA	AK14374-1002*	NELSON LAGOON - Water Storage Tank	2	304	\$	1,438,568	\$	1,388,921,240
AN	ALASKA	AK17551-9002*	Lime Village Solid Waste Improvements	3	305	\$	445,568	\$	1,389,366,808
AN	ALASKA	AK03505-9006*	OSCARVILLE: Community Solid Waste Site	3	306	\$	473,246	\$	1,389,840,054
AN	ALASKA	AK13323-1001	AKHIOK - Water Source Improvements Project	2	307	\$	597,415	\$	1,390,437,469
AN	ALASKA	AK15429-2001*	IGIUGIG - Sewer Lagoon Improvements	2	308	\$	920,260	\$	1,391,357,729
AN	ALASKA	AK03511-9004*	Atmautluak - New Solid Waste	3	309	\$	2,768,083	\$	1,394,125,812
AN	ALASKA	AK15451-3003*	TOGIAK East Loop Water Main Upgrades (Ph. 1)	2	310	\$	4,367,907	\$	1,398,493,719
AN	ALASKA	AK23784-5202*	ELIM - East Loop Water and Sewer	2	311	\$	2,772,000	\$	1,401,265,719
AN	ALASKA	AK08152-1103*	TATITLEK - Intake Gallery Restoration	2	312	\$	1,797,944	\$	1,403,063,663
AN	ALASKA	AK03499-1001*	NAPAKIAK - Water Treatment Plant/Washeteria	3	313	\$	6,233,731	\$	1,409,297,394
AN	ALASKA	AK03506-4003*	PLATINUM - Pumper Truck Storage	2	314	\$	781,980	\$	1,410,079,374
AN	ALASKA	AK22747-5305*	KIVALINA - Washeteria and WTP Replacement	2	315	\$	5,622,808	\$	1,415,702,182
AN	ALASKA	AK24856-2004*	Russian Mission - Sewage Lagoons	2	316	\$	3,245,171	\$	1,418,947,353
AN	ALASKA	AK03495-9001*	Kwethluk - Solid Waste	1	317	\$	628,425	\$	1,419,575,778
AN	ALASKA	AK23781-3004*	BREVIG MISSION - Water Transmission Main	1	318	\$	40,144	\$	1,419,615,922
AN	ALASKA	AK14362-1001*	ATKA - Upgrade Creek Intake	1	319	\$	887,102	\$	1,420,503,024

**Indian Health Service
FY 2018 Annual Report of Sanitation Deficiency Levels**

IHS Area: Albuquerque (AL)

Area	State	Project No.	Project Name	Project DL	Area Priority	Project Cost	Cumulative Project Cost
AL	TEXAS	TX21999-0201	YDS District 4 Sewer Main Rehab.	4	1	\$ 476,500	\$ 476,500
AL	NEW MEXICO	NM17144-1803	ZUNI Well Disconnection & Abandonment	3	2	\$ 203,300	\$ 679,800
AL	NEW MEXICO	NM23257-2101	SD South Sewer Main Extension	4	3	\$ 146,400	\$ 826,200
AL	NEW MEXICO	NM33396-1008	LAGUNA-Drainfield Replacement Phase 3	4	4	\$ 823,200	\$ 1,649,400
AL	NEW MEXICO	NM19166-0901	MESCALERO State Well #1 Replacement (Drill Well)	3	5	\$ 691,100	\$ 2,340,500
AL	NEW MEXICO	NM17144-1801	ZUNI Water Source Emergency Power	2	6	\$ 346,800	\$ 2,687,300
AL	NEW MEXICO	NM33006-0201	ACOMA Beverly Hills Water Looping	3	7	\$ 229,786	\$ 2,917,086
AL	COLORADO	CO34029-0201	SU Raw Water Settling Pond Expansion	2	8	\$ 902,500	\$ 3,819,586
AL	NEW MEXICO	NM23248-0401	JEMEZ New Water Storage Tank	2	9	\$ 425,100	\$ 4,244,686
AL	NEW MEXICO	NM23254-1202	SANDIA Bosque ST/DF Replacements	3	10	\$ 319,800	\$ 4,564,486
AL	COLORADO	CO42063-1801	UMU Cortez-Towaoc H2O Line Improvement Phase I	3	11	\$ 4,145,700	\$ 8,710,186
AL	NEW MEXICO	NM29365-2401	TA Pressure Reducing Valve Replacement	2	12	\$ 318,100	\$ 9,028,286
AL	NEW MEXICO	NM01085-0206	ISLETA Westside WL Replacement 2	2	13	\$ 560,456	\$ 9,588,742
AL	NEW MEXICO	NM29365-1001	TA Illegal Dump Sites & Xfer Station Cistern	2	14	\$ 413,100	\$ 10,001,842
AL	NEW MEXICO	NM29362-1601	PIC Water Meter Rehabilitation	2	15	\$ 109,200	\$ 10,111,042
AL	NEW MEXICO	NM23246-1601	CO Main Village Lagoon Liner Repair	2	16	\$ 400,400	\$ 10,511,442
AL	NEW MEXICO	NM23261-1801	ZIA - Chamisa Lagoon Expansion PHASE 1 of 2	3	17	\$ 1,591,700	\$ 12,103,142
AL	NEW MEXICO	NM33395-0701	LAGUNA-Seama LS & Lagoon Rehabilitation	2	18	\$ 113,900	\$ 12,217,042
AL	NEW MEXICO	NM21214-2001*	OO SCADA Connections	1	19	\$ 182,950	\$ 12,399,992
AL	NEW MEXICO	NM19166-0701	MESCALERO Goat Summit Lagoons	3	20	\$ 633,400	\$ 13,033,392
AL	NEW MEXICO	NM19167-0104	MESCALERO I&I Phase 3 (p)	3	21	\$ 1,271,000	\$ 14,304,392
AL	NEW MEXICO	NM33389-0201	LAGUNA-Encinal Backup Water Source	2	22	\$ 487,532	\$ 14,791,924
AL	NEW MEXICO	NM23255-2401	SF Water Main Replacement: East	2	23	\$ 580,200	\$ 15,372,124
AL	NEW MEXICO	NM26308-3001	SI Transfer Station Expansion	2	24	\$ 101,108	\$ 15,473,232
AL	NEW MEXICO	NM26311-0901	TES Gate Valve & Flush Hydrant Replacement	2	25	\$ 144,600	\$ 15,617,832
AL	NEW MEXICO	NM23256-0701	SA Dove Rd-Eagle Ln Sewermain Replacement	2	26	\$ 116,200	\$ 15,734,032
AL	NEW MEXICO	NM23255-2201	SF Main Village Sewer Replacement	2	27	\$ 405,400	\$ 16,139,432
AL	NEW MEXICO	NM01009-2016	ISLETA Illegal Dump Sites	2	28	\$ 141,612	\$ 16,281,044
AL	NEW MEXICO	NM17144-1201	ZUNI SCADA Improvements	2	29	\$ 310,300	\$ 16,591,344
AL	NEW MEXICO	NM17144-2001	ZUNI Water Main Rehab PHASE 1 of 2	2	30	\$ 1,323,800	\$ 17,915,144
AL	NEW MEXICO	NM29365-2001	TA Water Meter Replacement	2	31	\$ 266,500	\$ 18,181,644
AL	NEW MEXICO	NM21214-0201*	OO Well #2 Rehabilitation	1	32	\$ 64,392	\$ 18,246,036
AL	NEW MEXICO	NM23256-1301	SA Water Storage Tank Expansion	2	33	\$ 283,771	\$ 18,529,807
AL	NEW MEXICO	NM21215-0201	SC Water System Rehabilitation & Repairs	2	34	\$ 437,084	\$ 18,966,891
AL	NEW MEXICO	NM33006-1201	ACOMA Residential Water Meters	2	35	\$ 1,106,005	\$ 20,072,896
AL	NEW MEXICO	NM23255-3301	SF East Rio Grande Well #2	2	36	\$ 416,600	\$ 20,489,496
AL	NEW MEXICO	NM23248-0301	JEMEZ Mechanical WWTP	3	37	\$ 2,381,508	\$ 22,871,004
AL	NEW MEXICO	NM21999-0401	JIC Failing Ind. On-site Wastewater Systems	3	38	\$ 275,400	\$ 23,146,404
AL	NEW MEXICO	NM19166-1001	MESCALERO Carrizo Water System Improvements PH 1	3	39	\$ 366,200	\$ 23,512,604
AL	NEW MEXICO	NM23246-1701	CO South Lagoon Repairs	2	40	\$ 396,300	\$ 23,908,904
AL	NEW MEXICO	NM26306-1501	NAM Main Village Tanks Renovation	2	41	\$ 158,700	\$ 24,067,604
AL	NEW MEXICO	NM21214-2401	OO Individual Septic System	3	42	\$ 49,494	\$ 24,117,098

Indian Health Service
FY 2018 Annual Report of Sanitation Deficiency Levels

AL	COLORADO	CO42063-1901	UMU Failing Individual Septic System	3	43	\$	443,000	\$	24,560,098
AL	NEW MEXICO	NM23246-1101	CO Transfer Station and Solid Waste Cleanup	2	44	\$	377,700	\$	24,937,798
AL	COLORADO	CO42063-2001	UMU Standby Generators, Chlorination & Tank Controls	2	45	\$	85,900	\$	25,023,698
AL	NEW MEXICO	NM23254-1001	SANDIA Water Meter Installation	2	46	\$	250,500	\$	25,274,198
AL	COLORADO	CO34029-1001*	SU Covers for two clarifiers at WWTP	1	47	\$	21,200	\$	25,295,398
AL	NEW MEXICO	NM01085-1202	ISLETA Lizard Flats Sewer Main Extension	3	48	\$	481,828	\$	25,777,226
AL	NEW MEXICO	NM21215-1201	SC Open Dump Closure	3	49	\$	371,520	\$	26,148,746
AL	NEW MEXICO	NM23257-1301	SD New SCADA System	2	50	\$	180,910	\$	26,329,656
AL	NEW MEXICO	NM26311-1001	TES AC Water Main Replacement	2	51	\$	284,300	\$	26,613,956
AL	NEW MEXICO	NM01085-1801	ISLETA Water Storage Tank Improvements	2	52	\$	413,528	\$	27,027,484
AL	NEW MEXICO	NM26308-2301	SI Main Village Water Main Replacement	2	53	\$	756,681	\$	27,784,165
AL	NEW MEXICO	NM01085-2016*	ISLETA Main Village WL Replacement	1	54	\$	581,155	\$	28,365,320
AL	NEW MEXICO	NM23257-0801	SD Solid Waste Transfer Station and Open Dump Sites	2	55	\$	377,800	\$	28,743,120
AL	NEW MEXICO	NM21214-2201	OO Water System Improvements	2	56	\$	950,690	\$	29,693,810
AL	NEW MEXICO	NM26306-0101	NAM Water Meters	2	57	\$	175,200	\$	29,869,010
AL	NEW MEXICO	NM17144-1609	ZUNI Sewer Main Rehab Phase 3 of 3	2	58	\$	1,219,400	\$	31,088,410
AL	NEW MEXICO	NM23257-1601	SD Wastewater Lift Station & Percolation Cell	2	59	\$	917,200	\$	32,005,610
AL	NEW MEXICO	NM23248-0601	JEMEZ Water Meter Project	2	60	\$	515,800	\$	32,521,410
AL	NEW MEXICO	NM26308-2501	SI Rehab Tewa Water Tank	2	61	\$	295,536	\$	32,816,946
AL	NEW MEXICO	NM26308-3501	SI Individual Wastewater Systems Replacement	4	62	\$	33,500	\$	32,850,446
AL	NEW MEXICO	NM26306-1601	NAM Little Dam Well #2	2	63	\$	320,200	\$	33,170,646
AL	NEW MEXICO	NM23255-0701	SF Water Meters	2	64	\$	555,500	\$	33,726,146
AL	NEW MEXICO	NM23261-1001	ZIA - Solid Waste Transfer Station Improvements	2	65	\$	117,900	\$	33,844,046
AL	UTAH	UT19441-0601	UMU White Mesa Water Meters	2	66	\$	103,900	\$	33,947,946
AL	NEW MEXICO	NM19166-0601	MESCALERO State Well PH Renovation	2	67	\$	746,800	\$	34,694,746
AL	NEW MEXICO	NM19167-0704	MESCALERO B-Side Zone Improvements	2	68	\$	199,200	\$	34,893,946
AL	NEW MEXICO	NM26308-2701	SI Water Meters Installation	2	69	\$	205,222	\$	35,099,168
AL	COLORADO	CO42063-0801	UMU Sanitation Facilities @Transfer Station	2	70	\$	163,100	\$	35,262,268
AL	NEW MEXICO	NM26308-2401	SI Sewer Service Replacement for 10 Homes	2	71	\$	39,432	\$	35,301,700
AL	NEW MEXICO	NM26308-3301	SI New Water Storage Tank in Main Village	2	72	\$	532,816	\$	35,834,516
AL	COLORADO	CO34029-1101	SU Cast Iron Water Pipe Replacement	2	73	\$	360,000	\$	36,194,516
AL	NEW MEXICO	NM23256-0902	SA Ranchitos Water System Pressure Upgrades - Phase II	2	74	\$	251,219	\$	36,445,735
AL	NEW MEXICO	NM17144-2002	ZUNI Water Main Rehab PHASE 2 of 2	2	75	\$	591,400	\$	37,037,135
AL	COLORADO	CO42063-0201	UMU Towaoc Water Meters	2	76	\$	568,100	\$	37,605,235
AL	NEW MEXICO	NM26308-2201	SI Open Dump Closures	2	77	\$	333,620	\$	37,938,855
AL	NEW MEXICO	NM26306-0601	NAM Complete Water Main Replace	2	78	\$	891,400	\$	38,830,255
AL	NEW MEXICO	NM19167-0707	MESCALERO Main Community Water System Capital Improvements	3	79	\$	6,129,000	\$	44,959,255
AL	NEW MEXICO	NM29362-1201	PIC Transfer Sta Replacement & Open Dump Sites	2	80	\$	326,700	\$	45,285,955
AL	COLORADO	CO42063-1802	UMU Cortez-Towaoc H2O Line Improvement Phase II	3	81	\$	497,200	\$	45,783,155
AL	NEW MEXICO	NM29362-1701	PIC Water System Improvements	2	82	\$	1,404,500	\$	47,187,655
AL	NEW MEXICO	NM19172-1001	MESCALERO Metal Fab Sewer	3	83	\$	573,300	\$	47,760,955
AL	NEW MEXICO	NM17144-1608	ZUNI Sewer Main Rehab Phase 2 of 3	2	84	\$	1,187,400	\$	48,948,355
AL	NEW MEXICO	NM19166-0801	MESCALERO Carrizo Ctrl Valves	2	85	\$	108,200	\$	49,056,555
AL	NEW MEXICO	NM23257-2001	SD Water Main Loop - 4 Homes	2	86	\$	40,900	\$	49,097,455
AL	NEW MEXICO	NM21215-1701	SC Wastewater Improvements West Housing	2	87	\$	1,098,640	\$	50,196,095
AL	NEW MEXICO	NM19167-0902	MESCALERO Solid Waste Transfer Sta	2	88	\$	1,120,200	\$	51,316,295
AL	NEW MEXICO	NM21208-1201	JIC Stone Lake & US 64 Connector	2	89	\$	233,800	\$	51,550,095

**Indian Health Service
FY 2018 Annual Report of Sanitation Deficiency Levels**

AL	NEW MEXICO	NM21112-0101*	JIC South Woodyard Water	3	90	\$	303,700	\$	51,853,795
AL	NEW MEXICO	NM19166-0501	MESCALERO Goat Summit Backup Source	2	91	\$	252,800	\$	52,106,595
AL	NEW MEXICO	NM19167-0706	MESCALERO Water Meters	2	92	\$	1,579,900	\$	53,686,495
AL	NEW MEXICO	NM33393-0801*	LAGUNA-Paguete Pork Chop Sewer Ext	2	93	\$	588,300	\$	54,274,795
AL	NEW MEXICO	NM19172-0601	MESCALERO Fence Canyon Water Improvement	2	94	\$	217,300	\$	54,492,095
AL	COLORADO	CO42063-1501	UMU Replace DI Water Line Ute Trail	2	95	\$	498,000	\$	54,990,095
AL	NEW MEXICO	NM23257-1701	SD Sewer Collection & Lift Station for 5 Homes	2	96	\$	74,600	\$	55,064,695
AL	NEW MEXICO	NM26308-2601*	SI WW Treatment Improvements	3	97	\$	6,192,000	\$	61,256,695
AL	NEW MEXICO	NM23256-0801	SA Day School Road Sewermain Rehab	2	98	\$	277,000	\$	61,533,695
AL	NEW MEXICO	NM19166-1101	MESCALERO Carrizo Water System Improvements PH 2	2	99	\$	2,352,500	\$	63,886,195
AL	NEW MEXICO	NM26308-3201*	SI North Village Sewer Main Extension	2	100	\$	356,550	\$	64,242,745
AL	NEW MEXICO	NM21214-1201*	OO Chamita & NY Sewer System	2	101	\$	1,879,144	\$	66,121,889
AL	NEW MEXICO	NM21208-1401	JIC Replace Chinatown Tank	2	102	\$	342,600	\$	66,464,489
AL	NEW MEXICO	NM26308-3401	SI Watermain Extension in Pajarito	2	103	\$	103,255	\$	66,567,744
AL	NEW MEXICO	NM19190-0303*	MESCALERO Whitetail WM Replacement	2	104	\$	379,800	\$	66,947,544
AL	NEW MEXICO	NM26308-2901	SI Sewer Main Replacement	2	105	\$	1,313,413	\$	68,260,957
AL	COLORADO	CO42063-1601	UMU Chimney Rock H2O Arroyo Cross	2	106	\$	90,100	\$	68,351,057
AL	NEW MEXICO	NM21208-1501*	JIC Paiz Street Sewer Improvements	2	107	\$	253,700	\$	68,604,757
AL	NEW MEXICO	NM26311-1601*	TES Water Service Line & Indiv. Booster Pump	2	108	\$	217,900	\$	68,822,657
AL	NEW MEXICO	NM26308-2101*	SI South Sewer Collection	2	109	\$	1,373,744	\$	70,196,401
AL	NEW MEXICO	NM26311-0801*	TES SM Extension & Expand Ex Lagoon	2	110	\$	1,260,800	\$	71,457,201
AL	NEW MEXICO	NM17144-1901*	ZUNI Conversion of Individual Septic to Community Sewer	1	111	\$	170,000	\$	71,627,201
AL	NEW MEXICO	NM19172-1101	MESCALERO Summit WST	2	112	\$	491,900	\$	72,119,101
AL	NEW MEXICO	NM21208-0501	JIC Sewer Collection System Replacement	2	113	\$	329,700	\$	72,448,801
AL	NEW MEXICO	NM21214-2101*	OO Sewer System Rehabilitation	2	114	\$	1,353,574	\$	73,802,375
AL	NEW MEXICO	NM33005-0101*	ACOMA Anzac Sewage Disposal	2	115	\$	1,837,323	\$	75,639,698
AL	NEW MEXICO	NM26307-1101*	POJ Camino Del Rincon SMX	2	116	\$	393,168	\$	76,032,866
AL	NEW MEXICO	NM21208-0401	JIC Water Main Upgrade	2	117	\$	1,678,900	\$	77,711,766
AL	UTAH	UT19441-0201*	UMU White Mesa SW (Landfill Cleanup)	2	118	\$	2,509,700	\$	80,221,466
AL	NEW MEXICO	NM21208-1901*	JIC Ind. Homes w/ Water Pressure <20 psi	2	119	\$	173,100	\$	80,394,566
AL	NEW MEXICO	NM19190-0401*	MESCALERO Nogal Backup Water Source	2	120	\$	669,800	\$	81,064,366
AL	NEW MEXICO	NM19190-0501*	MESCALERO Whitetail Backup Source	2	121	\$	669,800	\$	81,734,166
AL	NEW MEXICO	NM21999-0201*	JIC Solid Waste Southern Parts	2	122	\$	255,400	\$	81,989,566
AL	NEW MEXICO	NM21112-0201*	JIC Solid Waste Improvements for South Woodyard	2	123	\$	254,600	\$	82,244,166

**Indian Health Service
FY 2018 Annual Report of Sanitation Deficiency Levels**

IHS Area: Bemidji (BE)

Area	State	Project No.	Project Name	Project DL	Area Priority	Project Cost	Cumulative Project Cost
BE	WISCONSIN	WI45951-0101	ON - Community Pump House and Water Main	3	1	\$ 2,469,400	\$ 2,469,400
BE	MINNESOTA	MN69245-0301	BF Nett Lake Radium Compliance	3	2	\$ 1,137,930	\$ 3,607,330
BE	MINNESOTA	MN11999-0101	LL Scattered Failed Well/ Septic	3	3	\$ 273,000	\$ 3,880,330
BE	WISCONSIN	WI02878-0401	BR - FF to BH Water Consol. Phase I	3	4	\$ 4,474,000	\$ 8,354,330
BE	MICHIGAN	MI17999-0201	SSM-Open Dump Cleanup & ISWMP Update	3	5	\$ 81,000	\$ 8,435,330
BE	WISCONSIN	WI45951-0201	ON - I/I Reduction Phase II	3	6	\$ 468,000	\$ 8,903,330
BE	MICHIGAN	MI13172-0101	HUR - Open Dump Cleanup	3	7	\$ 55,000	\$ 8,958,330
BE	WISCONSIN	WI04887-0901	RC - North System Sewer Repairs	2	8	\$ 1,623,000	\$ 10,581,330
BE	MINNESOTA	MN48189-0301	ML Vineland Lift Station Repairs	2	9	\$ 97,000	\$ 10,678,330
BE	WISCONSIN	WI02878-0801	BR - Birch Hill Lagoon Improvements	3	10	\$ 1,011,000	\$ 11,689,330
BE	MICHIGAN	MI07999-0401	KB POWTS Repairs	2	11	\$ 63,000	\$ 11,752,330
BE	WISCONSIN	WI40999-0301	ME Middle Village Pump House and Well Project	2	12	\$ 361,300	\$ 12,113,630
BE	WISCONSIN	WI42999-0101	HC Bluewing Lift Station and WWTF Renovations	2	13	\$ 31,000	\$ 12,144,630
BE	MICHIGAN	MI37027-1001	SC - Lift Station #5 Upgrade	2	14	\$ 84,000	\$ 12,228,630
BE	MINNESOTA	MN04066-0801	RL Ponemah ARV Renovation	3	15	\$ 29,260	\$ 12,257,890
BE	WISCONSIN	WI58012-0101	LCO WM Loop County K&B	2	16	\$ 1,298,000	\$ 13,555,890
BE	MICHIGAN	MI27028-0101	LVD - Water System Rehabilitation	2	17	\$ 268,000	\$ 13,823,890
BE	MINNESOTA	MN64226-0801	LS Elevated Water Tank Repair	2	18	\$ 120,830	\$ 13,944,720
BE	MICHIGAN	MI17999-0301	SSM - Individual Well Uranium Testing and Treatment	3	19	\$ 172,000	\$ 14,116,720
BE	MICHIGAN	MI51999-0501	LR- Lagoon WWTF Disposal Bed Replacement	3	20	\$ 305,000	\$ 14,421,720
BE	MINNESOTA	MN69245-0901	BF NL Sewer Ponds rehab	3	21	\$ 1,968,000	\$ 16,389,720
BE	MICHIGAN	MI51999-0401	LR- Solid Waste Planning and Clean Up	3	22	\$ 92,000	\$ 16,481,720
BE	MICHIGAN	MI55031-0201	HA - WWTF Improvements - Phase 2	3	23	\$ 846,760	\$ 17,328,480
BE	WISCONSIN	WI04887-0301	RC - Solid Waste Improvements	3	24	\$ 250,000	\$ 17,578,480
BE	WISCONSIN	WI05345-0101	ON - Water Storage Replacement	2	25	\$ 1,131,000	\$ 18,709,480
BE	MINNESOTA	MN01042-0101	ML Apple Orchard Flushing Improvements	2	26	\$ 81,000	\$ 18,790,480
BE	WISCONSIN	WI40938-0601	ME Neopit WM Repl Phase III	2	27	\$ 306,500	\$ 19,096,980
BE	MINNESOTA	MN03056-1801	WE Water Treatment Plant Building Replacement	2	28	\$ 678,640	\$ 19,775,620
BE	MICHIGAN	MI17021-1602	BM-POWTS Ph II Replacements	2	29	\$ 490,000	\$ 20,265,620
BE	MICHIGAN	MI45610-0401	GT - Pumphouse Power Upgrade	2	30	\$ 50,000	\$ 20,315,620
BE	MINNESOTA	MN09999-0401	FDL Mahnomen WTP Renovations	3	31	\$ 380,793	\$ 20,696,413
BE	MICHIGAN	MI37027-0601	SC - Sewer Main Replacement	2	32	\$ 179,765	\$ 20,876,178
BE	MINNESOTA	MN15108-0101*	WE Rice Lake Sewer - Extension	3	33	\$ 859,000	\$ 21,735,178
BE	MICHIGAN	MI17999-0101	SSM - SW Recycling Trailers	2	34	\$ 85,000	\$ 21,820,178
BE	MICHIGAN	MI45610-0301	GT Medicine Lodge LS Replacement	2	35	\$ 160,000	\$ 21,980,178
BE	MINNESOTA	MN16999-0101	GP Individual Surface Water Treatment Systems	3	36	\$ 532,000	\$ 22,512,178
BE	MINNESOTA	MN69247-0201	BF Vermilion Lagoon Expansion	3	37	\$ 1,396,000	\$ 23,908,178
BE	WISCONSIN	WI40938-0801	ME Neopit Sewer Replace -White City	3	38	\$ 1,132,000	\$ 25,040,178
BE	MINNESOTA	MN04066-0101	RL Ponemah Lift Station Rehabilitation	2	39	\$ 203,490	\$ 25,243,668
BE	MINNESOTA	MN16116-0201	GP Sewer I&I and Capacity	3	40	\$ 1,016,046	\$ 26,259,714
BE	MINNESOTA	MN16116-0103	GP Water System Improvements Phase 3	3	41	\$ 2,200,892	\$ 28,460,606
BE	MICHIGAN	MI07011-0301	KB - Baraga Sewer Improvements	2	42	\$ 105,280	\$ 28,565,886

Indian Health Service
FY 2018 Annual Report of Sanitation Deficiency Levels

BE	WISCONSIN	WI57010-0301	HC Village Lift Station Controls Upgrade	2	43	\$	98,000	\$	28,663,886
BE	WISCONSIN	WI59982-0301	SM - Community Water Improvements	2	44	\$	45,800	\$	28,709,686
BE	MICHIGAN	MI24005-1603	LTB - Wah Wahs Noo De Ke Water Improvements	2	45	\$	100,000	\$	28,809,686
BE	WISCONSIN	WI02878-0502	BR - New Odanah Sewer Imp. Phase II	3	46	\$	589,000	\$	29,398,686
BE	WISCONSIN	WI07989-0401	STC Maple Plain PH & Wells	3	47	\$	800,500	\$	30,199,186
BE	MINNESOTA	MN69245-0401	BF NL IP Vermillion Lift Station Improvements	2	48	\$	155,000	\$	30,354,186
BE	MINNESOTA	MN64226-0301	LS Community Water Distribution Improvements	2	49	\$	246,000	\$	30,600,186
BE	MINNESOTA	MN09999-0301	FDL Community Homes Sewer Replacement	3	50	\$	1,620,000	\$	32,220,186
BE	WISCONSIN	WI21899-0001	FCP - POWTS Inventory	2	51	\$	104,000	\$	32,324,186
BE	MINNESOTA	MN16999-0201	GP Transfer Station Upgrade and Renovation	2	52	\$	294,913	\$	32,619,099
BE	MICHIGAN	MI07001-0501	KB - Zeba Water Main Looping	2	53	\$	753,690	\$	33,372,789
BE	WISCONSIN	WI57010-0201	HC Village WWTF Improvements	2	54	\$	89,000	\$	33,461,789
BE	MINNESOTA	MN69252-0301	BF IP Pump House Upgrades	3	55	\$	619,800	\$	34,081,589
BE	WISCONSIN	WI40999-1201	ME Middle Village Water Tower Repair	2	56	\$	337,000	\$	34,418,589
BE	MINNESOTA	MN03055-0101	WE Pine Point- Lagoon Riprap	2	57	\$	275,280	\$	34,693,869
BE	WISCONSIN	WI21899-0201	FCP - Alt. SW Mngt. Activities	2	58	\$	161,000	\$	34,854,869
BE	WISCONSIN	WI21916-0501	SOK - Comm. Sewer Sys. Improvements	2	59	\$	82,800	\$	34,937,669
BE	WISCONSIN	WI02878-1201	BR - SW Eqmt & Open Dump Cleanup	3	60	\$	618,400	\$	35,556,069
BE	WISCONSIN	WI58967-0101	LCO Water Main Replacement	2	61	\$	704,000	\$	36,260,069
BE	WISCONSIN	WI21899-0101	FCP - Water Meters Installation	2	62	\$	215,852	\$	36,475,921
BE	WISCONSIN	WI64986-1401	LDF - Sewer Improvements	2	63	\$	344,000	\$	36,819,921
BE	MICHIGAN	MI27028-0301	LVD - Portable Generator	2	64	\$	47,000	\$	36,866,921
BE	MINNESOTA	MN44175-0301	WE Naytahwaush Lagoon Riprap	2	65	\$	1,014,120	\$	37,881,041
BE	WISCONSIN	WI21916-0801	SOK - Water Meter Upgrades	2	66	\$	171,000	\$	38,052,041
BE	MINNESOTA	MN31155-0101	LL Inger AC Main Replacement	2	67	\$	432,900	\$	38,484,941
BE	MINNESOTA	MN48189-0801	ML Wigwam Bay Water/Sewer Improvements	3	68	\$	1,767,000	\$	40,251,941
BE	WISCONSIN	WI58969-0101	FCP - Back-up Power	2	69	\$	213,228	\$	40,465,169
BE	MINNESOTA	MN48189-0501	ML South Vineland Sewer Extension	3	70	\$	149,000	\$	40,614,169
BE	MINNESOTA	MN03056-1101*	WE Sewer Ext (South)	3	71	\$	335,000	\$	40,949,169
BE	MINNESOTA	MN69247-0101	BF Vermilion Water Tower Repairs	2	72	\$	325,000	\$	41,274,169
BE	MINNESOTA	MN69252-0101	BF IP Water Distribution Upgrades	2	73	\$	358,000	\$	41,632,169
BE	MINNESOTA	MN11095-0101	LL Onigum Community Sewer	3	74	\$	1,809,000	\$	43,441,169
BE	WISCONSIN	WI58012-0201	LCO WW Collection	2	75	\$	3,650,000	\$	47,091,169
BE	WISCONSIN	WI59982-0501*	SM - Sewer Improvements	1	76	\$	57,200	\$	47,148,369
BE	MINNESOTA	MN03056-1601	WE Individual Sewer Systems	3	77	\$	3,661,792	\$	50,810,161
BE	MINNESOTA	MN03056-1301*	WE Sewer Ext (North)	3	78	\$	867,000	\$	51,677,161
BE	MINNESOTA	MN64226-0701*	LS Construction Dump Clean up	3	79	\$	3,215,000	\$	54,892,161
BE	WISCONSIN	WI45353-0201	ON - Ridgeland Community Water Improvements	2	80	\$	645,050	\$	55,537,211
BE	MINNESOTA	MN69245-0801	BF NL IP and Palmquist Water Meters	2	81	\$	157,000	\$	55,694,211
BE	MINNESOTA	MN03055-0201	WE Pinpoint Backup Energy	2	82	\$	55,000	\$	55,749,211
BE	WISCONSIN	WI40999-1101	ME Red Wing Water System Renovation	2	83	\$	278,000	\$	56,027,211
BE	WISCONSIN	WI40999-0901	ME Community Water Meters	2	84	\$	674,000	\$	56,701,211
BE	MINNESOTA	MN04067-0401*	RL East Lower Red Lake Arsenic Mitigation	3	85	\$	2,389,000	\$	59,090,211
BE	WISCONSIN	WI45323-0101	ON - Hillside Community Water Improvements	2	86	\$	41,000	\$	59,131,211
BE	MINNESOTA	MN01042-0301	ML Apple Orchard Lagoon Expansion	2	87	\$	522,000	\$	59,653,211
BE	WISCONSIN	WI02878-0101	BR - Bad River Lift Station Improvements	2	88	\$	113,300	\$	59,766,511
BE	MICHIGAN	MI37027-0701	SC - Misc Wtr Main Looping	2	89	\$	766,154	\$	60,532,665

Indian Health Service
FY 2018 Annual Report of Sanitation Deficiency Levels

BE	WISCONSIN	WI49956-0201*	STC Big Round Lake - Water	2	90	\$	777,000	\$	61,309,665
BE	MINNESOTA	MN09999-0801	FDL Community Homes AC Water Main	2	91	\$	1,041,000	\$	62,350,665
BE	MINNESOTA	MN03056-1501*	WE Sewer Ext (East)	3	92	\$	494,000	\$	62,844,665
BE	MICHIGAN	MI49811-0101*	SSM - Community Sewer Hessel, Manistique, Wetmore	2	93	\$	1,578,000	\$	64,422,665
BE	WISCONSIN	WI21916-SW01	SOK - Solid Waste Management Facility	2	94	\$	551,000	\$	64,973,665
BE	WISCONSIN	WI49956-0301*	STC Big Round Lake - Sewer	2	95	\$	993,000	\$	65,966,665
BE	MINNESOTA	MN03056-1701*	WE Sewer Ext (West)	3	96	\$	957,000	\$	66,923,665
BE	MINNESOTA	MN11366-0101*	LL StonyPoint Com Wastewater	2	97	\$	804,000	\$	67,727,665
BE	MICHIGAN	MI07001-0401*	KB - Zeba Pequaming North Sewer	2	98	\$	468,000	\$	68,195,665
BE	MINNESOTA	MN16116-1001*	GP Hat Point Sewer	2	99	\$	742,000	\$	68,937,665
BE	MINNESOTA	MN09999-0101*	FDL Big Lake San Sewer	2	100	\$	4,346,000	\$	73,283,665
BE	WISCONSIN	WI58846-0101*	LCO IGA Sewer	2	101	\$	378,000	\$	73,661,665
BE	WISCONSIN	WI49956-0101*	STC Big Round Lake Water Improvements	2	102	\$	151,000	\$	73,812,665
BE	WISCONSIN	WI45354-0101*	ON - Rolling Hills Sewer	2	103	\$	985,000	\$	74,797,665
BE	WISCONSIN	WI07989-0301*	STC Maple Plain Sewer System	2	104	\$	333,000	\$	75,130,665
BE	MINNESOTA	MN11098-0101*	LL Sugar Point Community Sewer	2	105	\$	1,593,300	\$	76,723,965
BE	WISCONSIN	WI04887-0601*	RC - BB Rd W&S Ext.	2	106	\$	1,283,700	\$	78,007,665
BE	MINNESOTA	MN09999-1001	FDL Mahnomen (Belich) Elevated Storage	2	107	\$	1,117,300	\$	79,124,965
BE	MINNESOTA	MN09999-0501*	FDL Ridge Road Water System Improvements	2	108	\$	1,323,000	\$	80,447,965
BE	WISCONSIN	WI07989-0501*	STC MP Water Storage	2	109	\$	1,021,000	\$	81,468,965
BE	MINNESOTA	MN11094-0101*	LL Kego Lake Tubbs Replace	2	110	\$	210,000	\$	81,678,965
BE	MINNESOTA	MN09999-0201*	FDL Danielson Water System Improvements	2	111	\$	4,579,000	\$	86,257,965
BE	MINNESOTA	MN04063-0101	LL Highway 75 Watermain Extension	2	112	\$	308,000	\$	86,565,965
BE	MINNESOTA	MN04306-0101*	LL Buck Lake Water Improvements	2	113	\$	634,500	\$	87,200,465
BE	MINNESOTA	MN11090-0101*	LL Northwoods Loop WaterMain Ext	2	114	\$	302,000	\$	87,502,465

**Indian Health Service
FY 2018 Annual Report of Sanitation Deficiency Levels**

IHS Area: Billings (BI)

Area	State	Project No.	Project Name	Project DL	Area Priority	Project Cost	Cumulative Project Cost
BI	MONTANA	MT03991-1701	FB-Rodeo Drive Water Line Extension	3	1	\$ 30,987	\$ 30,987
BI	MONTANA	MT37423-0701	BF-Heart Butte-Water Supply and Storage upgrade	2	2	\$ 1,246,875	\$ 1,277,862
BI	MONTANA	MT18203-1901	BF-Browning-AC and CI watermain replacements	3	3	\$ 4,183,125	\$ 5,460,987
BI	MONTANA	MT43481-1801	FP-Wolf Point: 500K Gallon WST Renovation	3	4	\$ 173,000	\$ 5,633,987
BI	WYOMING	WY07760-0101	NA-Northern Arapaho failed drainfields	4	5	\$ 96,000	\$ 5,729,987
BI	MONTANA	MT02009-0201	CR-Wyola: new community well	3	6	\$ 110,842	\$ 5,840,829
BI	MONTANA	MT24286-0101	FH-Houle Ville: Iron/Mn removal	2	7	\$ 78,000	\$ 5,918,829
BI	MONTANA	MT21244-0301	RB-Boneau Lagoon Repair	3	8	\$ 1,158,000	\$ 7,076,829
BI	MONTANA	MT44500-0501	NC-Ashland: sewer main replacement	3	9	\$ 155,220	\$ 7,232,049
BI	MONTANA	MT24283-1701	FH-Woodcock Wastewater Treatment Ammonia Reduction	3	10	\$ 622,000	\$ 7,854,049
BI	MONTANA	MT03992-0201	FB-White Cow canyon lagoon renovation	3	11	\$ 1,076,112	\$ 8,930,161
BI	WYOMING	WY07993-0301	NA-Arap Indust Park: lagoon relining	3	12	\$ 234,000	\$ 9,164,161
BI	MONTANA	MT24990-0001	FH-Pache: lagoon upgrade	3	13	\$ 488,000	\$ 9,652,161
BI	MONTANA	MT44500-0101	NC-Ashland: lagoon renovation	3	14	\$ 647,048	\$ 10,299,209
BI	MONTANA	MT18206-0202	BF - E. Glacier lagoon renovation phase 2	3	15	\$ 734,100	\$ 11,033,309
BI	MONTANA	MT37423-0601	BF-Remote location water system monitoring	2	16	\$ 38,750	\$ 11,072,059
BI	WYOMING	WY07768-0111	ES-Ft Washakie: 10 and 6 inch water main consolidation	2	17	\$ 3,118,000	\$ 14,190,059
BI	MONTANA	MT02009-0501	CR-Wyola: water UV treatment	3	18	\$ 252,950	\$ 14,443,009
BI	MONTANA	MT03999-1301	FB-Reservation wide solid waste canisters	2	19	\$ 157,000	\$ 14,600,009
BI	WYOMING	WY07993-0201*	NA-Arap Indust Park: merge w/ Arapahoe	2	20	\$ 936,000	\$ 15,536,009
BI	MONTANA	MT43481-1403	FP-Wolf Point: Water Main Replacement	3	21	\$ 344,000	\$ 15,880,009
BI	MONTANA	MT02003-0301	CR-Crow Agency: replace fire hydrants	2	22	\$ 78,668	\$ 15,958,677
BI	MONTANA	MT03991-1205	FB-reservation-wide hydrant replacement	2	23	\$ 94,000	\$ 16,052,677
BI	MONTANA	MT02002-0701	NC-Busby: AC water main replacement	2	24	\$ 630,725	\$ 16,683,402
BI	MONTANA	MT24287-0001	FH-Turtle Lake: loop main/safety impr	2	25	\$ 194,000	\$ 16,877,402
BI	MONTANA	MT02003-0303	CR-Crow Agency: install meters	2	26	\$ 116,000	\$ 16,993,402
BI	MONTANA	MT43478-1402	FP-Poplar: Clay sewer pipe replacement-Phase 1	2	27	\$ 1,004,360	\$ 17,997,762
BI	MONTANA	MT44501-0101	NC-Birney: lagoon renovation	3	28	\$ 797,000	\$ 18,794,762
BI	MONTANA	MT02002-0601	NC-Busby: sewer main replacement	3	29	\$ 1,106,775	\$ 19,901,537
BI	MONTANA	MT43478-1406	FP-Poplar Manhole Replacement Phase1	2	30	\$ 652,000	\$ 20,553,537
BI	MONTANA	MT44504-1301	NC-Reservation wide solid waste canisters ph. 1	2	31	\$ 60,000	\$ 20,613,537
BI	MONTANA	MT02003-0601	CR-Crow Agency: WTP upgrade	3	32	\$ 1,088,740	\$ 21,702,277
BI	MONTANA	MT44500-0601	NC-Ashland: AC water main replacement	3	33	\$ 376,317	\$ 22,078,594
BI	MONTANA	MT02010-0301	NC-Muddy Cluster: sewer main replacement	2	34	\$ 424,000	\$ 22,502,594
BI	WYOMING	WY07773-1508	ES-Ft. Washakie-North Fork Road Water Main Extension	2	35	\$ 326,000	\$ 22,828,594
BI	MONTANA	MT02007-0501	CR-Pryor: sewer main replacement	2	36	\$ 488,000	\$ 23,316,594
BI	MONTANA	MT24999-1801	FH - Multi Community Water Source Upgrade	2	37	\$ 286,000	\$ 23,602,594
BI	WYOMING	WY07768-1506*	ES-Boulder Flat/Sand Hills Water Main Extension	3	38	\$ 520,000	\$ 24,122,594
BI	MONTANA	MT18999-1004	BF-Browning Landfill closure ph IV	3	39	\$ 591,000	\$ 24,713,594
BI	MONTANA	MT18999-1301	BF-Solid waste equipment-transfer station	2	40	\$ 400,000	\$ 25,113,594
BI	MONTANA	MT53621-0301	FP-Frazer: Lagoon Renovation	3	41	\$ 2,736,000	\$ 27,849,594
BI	MONTANA	MT24285-0002	FH-Schley: water ph 2 -water main repl	2	42	\$ 202,000	\$ 28,051,594

Indian Health Service
FY 2018 Annual Report of Sanitation Deficiency Levels

BI	MONTANA	MT18209-0102	BF-Starr School-fire hydrant replacement	2	43	\$	21,000	\$	28,072,594
BI	MONTANA	MT44501-0301	NC-Birney: water tank	3	44	\$	412,000	\$	28,484,594
BI	MONTANA	MT18999-1006	BF-solid waste equipment - C & D landfill	3	45	\$	927,000	\$	29,411,594
BI	MONTANA	MT02010-0102	NC-Muddy Cluster: lagoon renov ph 2	3	46	\$	1,467,000	\$	30,878,594
BI	MONTANA	MT44999-0202	NC-Open dump cleanup	3	47	\$	575,000	\$	31,453,594
BI	MONTANA	MT44500-0301	NC-Ashland: water tank	2	48	\$	370,830	\$	31,824,424
BI	MONTANA	MT03999-1501	FB-Ft Belknap Solid Waste Transport	2	49	\$	283,140	\$	32,107,564
BI	MONTANA	MT44504-1202	NC-Lame Deer: AC water main replace ph 2	3	50	\$	3,826,200	\$	35,933,764
BI	MONTANA	MT02006-1701	CR-Lodgegrass cannister site	2	51	\$	80,600	\$	36,014,364
BI	MONTANA	MT24273-0101	FH-Dayton: pumphouse & pressure tank	2	52	\$	50,000	\$	36,064,364
BI	MONTANA	MT02003-1101	CR-Crow Agency New Water Plant	3	53	\$	7,466,000	\$	43,530,364
BI	MONTANA	MT02002-0101	NC-Busby: water tank	2	54	\$	566,000	\$	44,096,364
BI	MONTANA	MT44501-0401	NC-Birney: new well	2	55	\$	111,000	\$	44,207,364
BI	WYOMING	WY07990-0101	NA-Beaver Creek: lagoon improvements	3	56	\$	1,830,000	\$	46,037,364
BI	MONTANA	MT44501-0501	NC-Birney: AC water main replacement	3	57	\$	366,000	\$	46,403,364
BI	WYOMING	WY07768-1505*	ES-Hotsprings Water Main Loop	1	58	\$	462,000	\$	46,865,364
BI	MONTANA	MT03999-0102	FB-Reservation wide white goods collection	2	59	\$	296,000	\$	47,161,364
BI	MONTANA	MT03999-0701	FB-reservation wide lagoon fencing	2	60	\$	246,000	\$	47,407,364
BI	MONTANA	MT21999-0501	RB-water and sewer as-builts	2	61	\$	189,420	\$	47,596,784
BI	MONTANA	MT44504-0501	NC-Reservation wide hydrant replacement	2	62	\$	417,000	\$	48,013,784
BI	MONTANA	MT18200-0204	BF-Babb water renov ph 4 - replace watermains	2	63	\$	777,000	\$	48,790,784
BI	MONTANA	MT44501-0201	NC-Birney: sewer main replacement	3	64	\$	678,000	\$	49,468,784
BI	WYOMING	WY07762-0101*	ES-Boulder Flat: New Community Sewer System	2	65	\$	1,796,000	\$	51,264,784
BI	MONTANA	MT18203-1801*	BF-Browning-failed Orenco sytems and forcemain replacement	2	66	\$	242,000	\$	51,506,784
BI	MONTANA	MT24999-0501	FH-water system security fencing	2	67	\$	409,000	\$	51,915,784
BI	MONTANA	MT18203-0201	BF-Browning-repl Depot 2-in waterline	2	68	\$	83,000	\$	51,998,784
BI	MONTANA	MT18200-0203	BF-Babb water renova ph 3-additional well	2	69	\$	298,000	\$	52,296,784
BI	WYOMING	WY07768-1702	ES-Ft. Washakie: Open Dump Cleanup	2	70	\$	1,600,000	\$	53,896,784
BI	MONTANA	MT03991-1702*	FB-Ft Belknap Agency Transfer Site Relocation	1	71	\$	414,000	\$	54,310,784
BI	MONTANA	MT43999-0201*	FP-reservation wide as-builts	1	72	\$	100,000	\$	54,410,784
BI	MONTANA	MT03991-1204*	FB-Ft Belknap: Gate Valve Equipment	1	73	\$	24,000	\$	54,434,784

**Indian Health Service
FY 2018 Annual Report of Sanitation Deficiency Levels**

IHS Area: California (CA)

Area	State	Project No.	Project Name	Project DL	Area Priority	Project Cost	Cumulative Project Cost
CA	CALIFORNIA	CA12393-0401	Karuk Orleans CSD Water Treatment System	3	1	\$ 593,500	\$ 593,500
CA	CALIFORNIA	CA12392-1501	ARCATA Scattered Sites 2019	4	2	\$ 653,700	\$ 1,247,200
CA	CALIFORNIA	CA17410-0501	Big Valley Water Treatment Improvements	2	3	\$ 437,826	\$ 1,685,026
CA	CALIFORNIA	CA33437-0701	EDO Scattered Sites Sewer 2019	4	4	\$ 106,900	\$ 1,791,926
CA	CALIFORNIA	CA04318-0002	Enterprise - Trailer Park Water Imp PH 2	3	5	\$ 190,000	\$ 1,981,926
CA	CALIFORNIA	CA12354-2901	HOOPA Bald Hill Pumping Improvements	3	6	\$ 224,300	\$ 2,206,226
CA	CALIFORNIA	CA18839-0501	Susanville Water Service Line Replacement	3	7	\$ 362,300	\$ 2,568,526
CA	CALIFORNIA	CA23404-0201	Ukiah Field Office Existing Home Scattered Water and Sewer	4	8	\$ 255,379	\$ 2,823,905
CA	CALIFORNIA	CA37466-1701	LA JOLLA Eastern Well #4	2	9	\$ 604,200	\$ 3,428,105
CA	CALIFORNIA	CA12353-3501	YUROK Upriver Treatment Improvements	2	10	\$ 269,108	\$ 3,697,213
CA	CALIFORNIA	CA45492-0202	Pit River MC Supplemental Well Project Funding and Back-Up Power	3	11	\$ 286,200	\$ 3,983,413
CA	CALIFORNIA	CA12353-3601	YUROK Upriver Distribution Improvements	2	12	\$ 762,146	\$ 4,745,559
CA	CALIFORNIA	CA33441-1001	SOBOBA Solid Waste Transfer Station	3	13	\$ 351,028	\$ 5,096,587
CA	CALIFORNIA	CA11346-0901	GRINDSTONE Supplemental Wastewater Project	2	14	\$ 237,800	\$ 5,334,387
CA	CALIFORNIA	CA37467-0501	LA POSTA Well Redevelopment	2	15	\$ 97,200	\$ 5,431,587
CA	CALIFORNIA	CA25413-0801	FT Bidwell Open Dump Cleanup	3	16	\$ 95,700	\$ 5,527,287
CA	CALIFORNIA	CA47815-7002	Karuk Happy Camp Water System Upgrades - Phase 2	3	17	\$ 159,700	\$ 5,686,987
CA	CALIFORNIA	CA20396-1801	CFO Scattered Sites	4	18	\$ 88,500	\$ 5,775,487
CA	CALIFORNIA	CA54512-1502	TR Surface Water Treatment Plant Improvements	2	19	\$ 23,920	\$ 5,799,407
CA	CALIFORNIA	CA37468-1401	LOS COYOTES Los Tules Site Open Dump	3	20	\$ 151,200	\$ 5,950,607
CA	CALIFORNIA	CA12354-3601	HOOPA Water Meter Replacement	2	21	\$ 321,004	\$ 6,271,611
CA	CALIFORNIA	CA37470-0901	MESA GRANDE Maxcy System Tank	2	22	\$ 93,600	\$ 6,365,211
CA	CALIFORNIA	CA12354-1102	HOOPA Tanks Ph2 Agency Field	3	23	\$ 1,080,080	\$ 7,445,291
CA	CALIFORNIA	CA37474-1101	SAN PASQUAL Transfer Station	2	24	\$ 444,200	\$ 7,889,491
CA	CALIFORNIA	CA20396-0201	North Fork Allotment Community Septic System	3	25	\$ 239,000	\$ 8,128,491
CA	CALIFORNIA	CA49505-0501	Stewarts Point Lift Station Replacement	3	26	\$ 560,000	\$ 8,688,491
CA	CALIFORNIA	CA23405-0103	Round Valley Hopper Lane Sewer Phase III	3	27	\$ 327,400	\$ 9,015,891
CA	CALIFORNIA	CA33440-0301	SANTA ROSA Res. Water Storage Tank	2	28	\$ 432,200	\$ 9,448,091
CA	CALIFORNIA	CA54512-0701	Tule River Water Storage Tank	2	29	\$ 760,350	\$ 10,208,441
CA	CALIFORNIA	CA08332-1401	RESIGHINI Water Improvements	2	30	\$ 214,000	\$ 10,422,441
CA	CALIFORNIA	CA10341-0201*	BIG SANDY - COMMUNITY SEWER	3	31	\$ 2,735,000	\$ 13,157,441
CA	CALIFORNIA	CA37475-2001	IIPAY NATION Canyon System Extension Chlorination	2	32	\$ 104,000	\$ 13,261,441
CA	CALIFORNIA	CA12354-1103	HOOPA Tanks Ph3 Campbell Field	3	33	\$ 582,720	\$ 13,844,161
CA	CALIFORNIA	CA37466-1801	LA JOLLA Western Water Tank	2	34	\$ 447,000	\$ 14,291,161
CA	CALIFORNIA	CA08333-0501	Tolowa Dee-ni' Nation Water Main Loop	2	35	\$ 254,800	\$ 14,545,961
CA	CALIFORNIA	CA08360-1301	YUROK Klamath Tank	3	36	\$ 733,199	\$ 15,279,160
CA	CALIFORNIA	CA37471-0801	PALA South Sewer Collection Extension	3	37	\$ 3,379,400	\$ 18,658,560
CA	CALIFORNIA	CA47815-7003	Karuk Happy Camp Booster Station Rehabilitation	2	38	\$ 46,700	\$ 18,705,260
CA	CALIFORNIA	CA37473-1801	RINCON North System Storage Tank 1 Repairs	2	39	\$ 68,448	\$ 18,773,708
CA	CALIFORNIA	CA12356-0901	Wiyot Tribe Water Storage Tank Rehabilitation	2	40	\$ 203,100	\$ 18,976,808
CA	CALIFORNIA	CA36457-0101	SAN MANUEL Water System SCADA	2	41	\$ 77,405	\$ 19,054,213
CA	CALIFORNIA	CA12393-0601	Karuk Orleans MWC Water Treatment Improvements	3	42	\$ 447,600	\$ 19,501,813

Indian Health Service
FY 2018 Annual Report of Sanitation Deficiency Levels

CA	CALIFORNIA	CA54512-0601	Tule River Apple Vly Pumphouse	2	43	\$	165,200	\$	19,667,013
CA	CALIFORNIA	CA12354-1104	HOOPA Tanks Ph4 Norton/Hostler Fields	3	44	\$	1,126,160	\$	20,793,173
CA	CALIFORNIA	CA37477-0101	VIEJAS Solids Dewatering	2	45	\$	521,495	\$	21,314,668
CA	CALIFORNIA	CA37462-1401	CAMPO Old System Water Storage Tank	2	46	\$	506,600	\$	21,821,268
CA	CALIFORNIA	CA37466-1601	LA JOLLA 38K Tank Top Fill Eastern CWS Storage	2	47	\$	34,200	\$	21,855,468
CA	CALIFORNIA	CA08333-0701	Tolowa Dee-ni' Nation Water Supply Improvements	2	48	\$	238,800	\$	22,094,268
CA	CALIFORNIA	CA33441-0701	SOBOBA Solid Waste Monitoring Well & Clean Up	2	49	\$	313,439	\$	22,407,707
CA	CALIFORNIA	CA12354-0503	HOOPA Sewer Phase 2	3	50	\$	9,057,940	\$	31,465,647
CA	CALIFORNIA	CA32426-0401	Greenville Rancheria Water Storage Tank	3	51	\$	144,364	\$	31,610,011
CA	CALIFORNIA	CA37473-1701	RINCON North Well & Pump House	2	52	\$	383,563	\$	31,993,574
CA	CALIFORNIA	CA37462-1101	CAMPO South Pumphouse Telemetry System	2	53	\$	144,200	\$	32,137,774
CA	CALIFORNIA	CA10341-0601	BIG SANDY - NEW WATER SOURCE	2	54	\$	568,300	\$	32,706,074
CA	CALIFORNIA	CA37473-1301	RINCON Solid Waste Transfer Center	2	55	\$	402,597	\$	33,108,671
CA	CALIFORNIA	CA12354-2001	HOOPA Emergency Water Supply	2	56	\$	630,000	\$	33,738,671
CA	CALIFORNIA	CA47815-9002	Karuk Happy Camp Water Storage	2	57	\$	479,700	\$	34,218,371
CA	CALIFORNIA	CA37475-0201	IIPAY NATION Water Tank Access Road Improvements	2	58	\$	389,000	\$	34,607,371
CA	CALIFORNIA	CA33436-1201*	MORONGO Community Sewer	2	59	\$	12,902,636	\$	47,510,007
CA	CALIFORNIA	CA23402-0801	Hopland Main Waterline Crossing Improvements	2	60	\$	129,304	\$	47,639,311
CA	CALIFORNIA	CA49505-0401	Stewarts Pt Water	2	61	\$	169,000	\$	47,808,311
CA	CALIFORNIA	CA55516-0301	Tuolumne Water Storage Tank	2	62	\$	715,000	\$	48,523,311
CA	CALIFORNIA	CA12515-0901*	Trinidad Cher-ae Heights Water Storage	1	63	\$	556,500	\$	49,079,811
CA	CALIFORNIA	CA12354-0502	HOOPA Sewer Phase 1	3	64	\$	11,759,400	\$	60,839,211
CA	CALIFORNIA	CA12354-0504	HOOPA Sewer Phase 3	2	65	\$	4,146,130	\$	64,985,341
CA	CALIFORNIA	CA73312-1801	EDO Scattered Water DL2 2019	2	66	\$	69,400	\$	65,054,741
CA	CALIFORNIA	CA12354-1901	HOOPA Campbell Field Water Improvements	2	67	\$	74,700	\$	65,129,441
CA	CALIFORNIA	CA37462-1701	CAMPO HUD System - Well Controls	2	68	\$	29,885	\$	65,159,326
CA	CALIFORNIA	CA12354-0701	HOOPA Transfer Station Modifications	2	69	\$	625,600	\$	65,784,926
CA	CALIFORNIA	CA12354-0505	HOOPA Septage Facility	3	70	\$	874,240	\$	66,659,166
CA	CALIFORNIA	CA47815-0801	Karuk Happy Camp Wastewater Treatment System	2	71	\$	32,900	\$	66,692,066
CA	CALIFORNIA	CA47815-5002	Karuk Happy Camp WW Sewer-Ph 2	2	72	\$	33,500	\$	66,725,566
CA	CALIFORNIA	CA12393-0301	Karuk Orleans CSD Water Main Rehabilitation	2	73	\$	6,200	\$	66,731,766
CA	CALIFORNIA	CA54512-1302*	TR NRR Sewer Extension Phase 2	3	74	\$	4,494,000	\$	71,225,766
CA	CALIFORNIA	CA23404-0102	Manchester Rancheria Water Distribution Improvements	2	75	\$	357,000	\$	71,582,766
CA	CALIFORNIA	CA12356-0701	Wiyot Wastewater System Improvements	2	76	\$	682,000	\$	72,264,766
CA	CALIFORNIA	CA15999-0401	Tubatulabal Miranda Water System Improvements	2	77	\$	47,600	\$	72,312,366
CA	CALIFORNIA	CA16376-0302	Santa Rosa Tachi-Yokut Wastewater Disposal	2	78	\$	1,021,440	\$	73,333,806
CA	CALIFORNIA	CA37462-1302*	CAMPO North CWS	3	79	\$	1,270,000	\$	74,603,806
CA	CALIFORNIA	CA37470-1301	MESA GRANDE Main Sys Well #2 (Tank Well)	3	80	\$	425,400	\$	75,029,206
CA	CALIFORNIA	CA12354-2701	HOOPA JMWTP Intake Replacement	3	81	\$	1,952,160	\$	76,981,366
CA	CALIFORNIA	CA23405-2001	Round Valley-Agency Water Storage Tank	2	82	\$	640,800	\$	77,622,166
CA	CALIFORNIA	CA23214-2601	Redwood Valley-Redwood Drive Manhole Replacement	2	83	\$	26,200	\$	77,648,366
CA	CALIFORNIA	CA12353-0904	YUOK Septage Facility	2	84	\$	1,154,900	\$	78,803,266
CA	CALIFORNIA	CA33434-0601*	EDO Scattered Sites Water DL3 2019	3	85	\$	276,700	\$	79,079,966
CA	CALIFORNIA	CA54512-0602	Tule River Apple Vly Watermain	2	86	\$	300,600	\$	79,380,566
CA	CALIFORNIA	CA33442-1401	TORRES MARTINEZ Ave 64 Water Dististribution Replacement	2	87	\$	574,700	\$	79,955,266
CA	CALIFORNIA	CA12373-0501	YUOK Ke'Pel Well	3	88	\$	466,000	\$	80,421,266
CA	CALIFORNIA	CA55516-1301	Tuolumne Rancheria Water System Improvement	2	89	\$	1,868,000	\$	82,289,266

Indian Health Service
FY 2018 Annual Report of Sanitation Deficiency Levels

CA	CALIFORNIA	CA08332-1501*	RESIGHINI Wastewater System	3	90	\$	1,227,000	\$	83,516,266
CA	CALIFORNIA	CA37474-0602*	SAN PASQUAL CSS Ph 1: Dist A Collection & Treatment	3	91	\$	6,968,900	\$	90,485,166
CA	CALIFORNIA	CA12354-3201	HOOPA Water Storage Improvements	3	92	\$	2,833,920	\$	93,319,086
CA	CALIFORNIA	CA37462-1001	CAMPO Water Main Realignment	2	93	\$	224,000	\$	93,543,086
CA	CALIFORNIA	CA33442-1001	TORRES MARTINEZ Solid Waste	3	94	\$	480,370	\$	94,023,456
CA	CALIFORNIA	CA37475-1801	IIPAY NATION Transfer Station	2	95	\$	576,000	\$	94,599,456
CA	CALIFORNIA	CA15999-0204	Tubatulabal White Blanket Surface Water Treatment	3	96	\$	209,100	\$	94,808,556
CA	CALIFORNIA	CA23214-2901	Redwood Valley-Water Storage Tank	2	97	\$	624,100	\$	95,432,656
CA	CALIFORNIA	CA33440-0401	SANTA ROSA Res. Transfer Station	2	98	\$	474,700	\$	95,907,356
CA	CALIFORNIA	CA33442-1203*	TORRES MARTINEZ Ave 64 Sewer Main	3	99	\$	2,118,700	\$	98,026,056
CA	CALIFORNIA	CA37474-1301*	SAN PASQUAL District C Community Well	3	100	\$	584,500	\$	98,610,556
CA	CALIFORNIA	CA37474-0603*	SAN PASQUAL CSS Ph 2: Dist B Collection	3	101	\$	5,947,300	\$	104,557,856
CA	CALIFORNIA	CA37472-0901*	PAUMA-YUIMA Two System Connection	2	102	\$	334,000	\$	104,891,856
CA	CALIFORNIA	CA06327-0102*	Cortina BOR Water Conveyance Project	3	103	\$	3,664,800	\$	108,556,656
CA	CALIFORNIA	CA37471-0701*	PALA South Water Main Replacement	2	104	\$	570,900	\$	109,127,556
CA	CALIFORNIA	CA37474-0604*	SAN PASQUAL CSS Ph 3: Addtl Collection	3	105	\$	2,563,839	\$	111,691,395
CA	CALIFORNIA	CA37469-0801*	MANZANITA Community Water System	1	106	\$	3,745,867	\$	115,437,262
CA	CALIFORNIA	CA37468-1101*	LOS COYOTES Campground Tank Replacement	2	107	\$	56,600	\$	115,493,862
CA	CALIFORNIA	CA06327-0002*	Cortina - Distribution Mains	3	108	\$	466,000	\$	115,959,862
CA	CALIFORNIA	CA87215-4001*	Scotts Valley-Red Hills Water Improvements	3	109	\$	269,000	\$	116,228,862
CA	CALIFORNIA	CA37467-0301*	LA POSTA New Upper Sys Well	2	110	\$	991,000	\$	117,219,862
CA	CALIFORNIA	CA12355-0101*	Bear River Rohnerville - Old Rancheria Water	2	111	\$	149,300	\$	117,369,162
CA	CALIFORNIA	CA23201-0100*	Coyote Valley Sewer Improvement	3	112	\$	3,277,500	\$	120,646,662
CA	CALIFORNIA	CA12392-1201*	YUROK Weitchpec Community Wastewater System	3	113	\$	1,339,300	\$	121,985,962
CA	CALIFORNIA	CA37475-2401*	IIPAY NATION Ortega Water Main Replacement	2	114	\$	156,000	\$	122,141,962
CA	CALIFORNIA	CA23405-0135*	Round Valley-Piner-WRWW Water Intertie	2	115	\$	529,200	\$	122,671,162
CA	CALIFORNIA	CA23405-3801*	Round Valley-Hopper Lane Water Main Extension	2	116	\$	1,223,300	\$	123,894,462
CA	CALIFORNIA	CA37464-0201*	EWIIAAPAAYP Open Dump Cleanup	3	117	\$	133,500	\$	124,027,962
CA	CALIFORNIA	CA08364-0301*	YUROK Klamath Glen Wastewater System	2	118	\$	3,765,959	\$	127,793,921
CA	CALIFORNIA	CA37475-2301*	IIPAY NATION Ortega System New Well	2	119	\$	324,100	\$	128,118,021
CA	CALIFORNIA	CA17385-0102*	Upper Lake - Community Sewer Phase 1	2	120	\$	1,074,230	\$	129,192,251
CA	CALIFORNIA	CA03306-0401*	Ione Indian Community JVID Water Connection	2	121	\$	1,977,000	\$	131,169,251
CA	CALIFORNIA	CA23406-0401*	Sherwood Valley (old) - Water Main	2	122	\$	424,000	\$	131,593,251
CA	CALIFORNIA	CA12515-0204*	Trinidad Cher-ae Heights Wastewater Improvements	2	123	\$	1,523,100	\$	133,116,351
CA	CALIFORNIA	CA34451-0702*	Wilton Rancheria Pumphouse & Tank	2	124	\$	371,200	\$	133,487,551
CA	CALIFORNIA	CA34451-0701*	Wilton Water Main Replacement	2	125	\$	386,700	\$	133,874,251
CA	CALIFORNIA	CA37475-0702	IIPAY NATION Tracts 1 & 2 Solid Waste Cleanup	3	126	\$	304,900	\$	134,179,151
CA	CALIFORNIA	CA08360-1101*	YUROK Klamath Water Main Replacement	2	127	\$	1,242,828	\$	135,421,979
CA	CALIFORNIA	CA23405-0307*	Round Valley - Agency Sewer & Feas Study	2	128	\$	743,300	\$	136,165,279
CA	CALIFORNIA	CA03306-0301*	Ione Water Main Replacement	2	129	\$	338,000	\$	136,503,279
CA	CALIFORNIA	CA33434-1201*	CAHUILLA Small Community Water System	1	130	\$	595,300	\$	137,098,579
CA	CALIFORNIA	CA47815-1001*	Karuk Happy Camp-3 Individ. Water	2	131	\$	270,100	\$	137,368,679
CA	CALIFORNIA	CA08360-0801*	YUROK Klamath Sewer Main Replacement	2	132	\$	1,142,064	\$	138,510,743
CA	CALIFORNIA	CA23402-0603*	Hopland Sewer Improv Phase 3	2	133	\$	201,200	\$	138,711,943
CA	CALIFORNIA	CA47817-0601*	Karuk Somes Bar - 2 Individ. Homes Water	2	134	\$	88,500	\$	138,800,443

Indian Health Service
FY 2018 Annual Report of Sanitation Deficiency Levels

IHS Area: Great Plains (GP)

Area	State	Project No.	Project Name	Project DL	Area Priority	Project Cost	Cumulative Project Cost
GP	NEBRASKA	NE87999-1301	OM - WTP: Water Treatment Plant	3	1	\$ 3,467,000	\$ 3,467,000
GP	SOUTH DAKOTA	SD56783-0401	PR - CS: Pine Ridge Village Sewer Phase I	3	2	\$ 2,730,000	\$ 6,197,000
GP	NORTH DAKOTA	ND40999-2201	TM - RW: ND HWY 5 Water Main Replacement	3	3	\$ 800,000	\$ 6,997,000
GP	NEBRASKA	NE54320-1501	SA - CSLS: Santee Lift Station Improvements	3	4	\$ 282,000	\$ 7,279,000
GP	SOUTH DAKOTA	SD08547-SD01	CC - CS: FT Thompson Community CIPP	3	5	\$ 1,333,000	\$ 8,612,000
GP	SOUTH DAKOTA	SD42687-WBS1	LB - CS: West Brule Sewer Renovation	3	6	\$ 1,050,000	\$ 9,662,000
GP	SOUTH DAKOTA	SD20607-0601	CR - CSL: Habitat Sewer Renovation	3	7	\$ 1,834,000	\$ 11,496,000
GP	NORTH DAKOTA	ND27414-0001	FB - CWS: Mandaree Water System Ren	3	8	\$ 1,200,000	\$ 12,696,000
GP	NORTH DAKOTA	ND43501-0501	SR_CW_Cannonball Water Storage Tank	3	9	\$ 190,000	\$ 12,886,000
GP	NORTH DAKOTA	ND27999-1201	FB - CWST: Reservation Tank Mixers	3	10	\$ 117,000	\$ 13,003,000
GP	NORTH DAKOTA	ND43503-0401	SR_CS_Porcupine Sewer Main Replacements	3	11	\$ 267,000	\$ 13,270,000
GP	SOUTH DAKOTA	SD60999-1702	RB - SW: Landfill Equipment	3	12	\$ 1,764,000	\$ 15,034,000
GP	SOUTH DAKOTA	SD42687-CS01	LB - CS: Lower Brule Sewer Replace	3	13	\$ 1,158,823	\$ 16,192,823
GP	NORTH DAKOTA	ND53520-0506	TR - CSL: Lagoon Expansion	2	14	\$ 1,700,000	\$ 17,892,823
GP	NEBRASKA	NE87351-3301	WN - CS: Village Sewer Repairs	3	15	\$ 462,000	\$ 18,354,823
GP	NORTH DAKOTA	ND40999-2101	TM - RW: BIA 11 Water Main Replacement	3	16	\$ 300,000	\$ 18,654,823
GP	NORTH DAKOTA	ND53520-1203	TR - CSLS: West Cluster Lift Station Renovation	3	17	\$ 432,000	\$ 19,086,823
GP	NORTH DAKOTA	ND43501-0401	SR_CS_Cannonball Sewer Main Replacements	3	18	\$ 372,400	\$ 19,459,223
GP	NORTH DAKOTA	ND27412-0801	FB - RW: Van Hook Subdivision Water System	4	19	\$ 525,000	\$ 19,984,223
GP	NORTH DAKOTA	ND28427-0401	FB - WTP: White Shield Treatment Pond Renovation	3	20	\$ 340,000	\$ 20,324,223
GP	SOUTH DAKOTA	SD60819-0101	RB - CSL: Spring Creek Lagoon	3	21	\$ 1,164,000	\$ 21,488,223
GP	SOUTH DAKOTA	SD20999-0201	CR - RW: No. Hwy 63 WM Upgrade	3	22	\$ 2,861,000	\$ 24,349,223
GP	NEBRASKA	NE87351-3101	WN - CS: Sewer Main Replacement	3	23	\$ 862,860	\$ 25,212,083
GP	SOUTH DAKOTA	SD42687-SW01	LB - SW: Solid Waste Equipment	2	24	\$ 274,000	\$ 25,486,083
GP	SOUTH DAKOTA	SD15571-0601	SR_CS_Rock Creek Sewer Main Replacements	3	25	\$ 293,700	\$ 25,779,783
GP	SOUTH DAKOTA	SD11561-0101	YK - CW: Lake Andes WM Replacement	2	26	\$ 837,766	\$ 26,617,549
GP	NORTH DAKOTA	ND03358-0401	FT - CW: East FT Water Improvements	2	27	\$ 552,500	\$ 27,170,049
GP	IOWA	IA86001-1601	SF - SW: Solid Waste Equipment	2	28	\$ 244,300	\$ 27,414,349
GP	SOUTH DAKOTA	SD15574-0301	SR_RW_Running Antelope WM Extension	2	29	\$ 299,250	\$ 27,713,599
GP	SOUTH DAKOTA	SD32656-CS01	CC - CS: Big Bend Community Gravity Sewer	3	30	\$ 223,680	\$ 27,937,279
GP	SOUTH DAKOTA	SD08546-CS01	CC - CS: Crow Creek Community Gravity Sewer	3	31	\$ 222,333	\$ 28,159,612
GP	NORTH DAKOTA	ND40486-1301	TM - CSL: South Belcourt Lagoon Exp Phase 3	3	32	\$ 2,149,000	\$ 30,308,612
GP	NORTH DAKOTA	ND40999-2001	TM - RWST: Raw Water Storage	2	33	\$ 5,838,000	\$ 36,146,612
GP	NORTH DAKOTA	ND03358-0601	FT - CW: South FT WM Upsize	2	34	\$ 219,750	\$ 36,366,362
GP	SOUTH DAKOTA	SD20614-0301	CR - RWST: Armstrong WST	3	35	\$ 879,000	\$ 37,245,362
GP	SOUTH DAKOTA	SD08547-1101	CC - WPH: FT Thompson Intake Replace	3	36	\$ 1,552,000	\$ 38,797,362
GP	NORTH DAKOTA	ND53520-1202	TR - CS: Com Sew Main Replacement	3	37	\$ 1,252,000	\$ 40,049,362
GP	NORTH DAKOTA	ND40486-0107	TM - SW: Landfill Closure	2	38	\$ 800,000	\$ 40,849,362
GP	SOUTH DAKOTA	SD60816-0501	RB: CS - Rosebud Community Sewer Replacement	3	39	\$ 1,096,000	\$ 41,945,362
GP	SOUTH DAKOTA	SD20607-0701	CR - CS: EB BIA House Sewer Renovate	3	40	\$ 1,456,000	\$ 43,401,362
GP	NORTH DAKOTA	ND03358-1401	FT - CS & CSLS: High Meadows SM & LS	3	41	\$ 30,000	\$ 43,431,362
GP	NORTH DAKOTA	ND27414-0401	FB - WTP: Mandaree WTP Pond Construction	3	42	\$ 1,900,000	\$ 45,331,362
GP	NORTH DAKOTA	ND03365-0104	FT - CS: Wood Lake Sewer Imp	3	43	\$ 356,400	\$ 45,687,762

Indian Health Service
FY 2018 Annual Report of Sanitation Deficiency Levels

GP	SOUTH DAKOTA	SD67999-0701	CR - RW: SW-3 WM & BP Upgrade	3	44	\$	1,217,000	\$	46,904,762
GP	NORTH DAKOTA	ND40999-1801	TM - WST: Leon's Hill Reservoir	3	45	\$	2,432,000	\$	49,336,762
GP	NEBRASKA	NE54320-1401	SA - CW: Water Treatment Plant	2	46	\$	1,212,625	\$	50,549,387
GP	SOUTH DAKOTA	SD11561-0301	YK - CS: L.A. Housing Lift Station Renovation	2	47	\$	104,787	\$	50,654,174
GP	IOWA	IA86001-1801	SF - CW: New Well Construction	2	48	\$	318,000	\$	50,972,174
GP	SOUTH DAKOTA	SD56783-0403	PR - CS: Pine Ridge Village Sewer Phase II	3	49	\$	1,700,000	\$	52,672,174
GP	SOUTH DAKOTA	SD15580-0101	SR_CSL_Wakpala WW Treatment	3	50	\$	1,395,000	\$	54,067,174
GP	SOUTH DAKOTA	SD60812-0401	RB - CW: Mission Water Replacement	3	51	\$	4,269,000	\$	58,336,174
GP	SOUTH DAKOTA	SD56999-0204	PR - SW: Res-Wide Dump Closures	3	52	\$	1,472,400	\$	59,808,574
GP	SOUTH DAKOTA	SD60818-0102	RB - CS: Soldier Creek Lift Station	2	53	\$	293,000	\$	60,101,574
GP	SOUTH DAKOTA	SD03526-0501	PR - CSL: Allen Lagoon Cell One Aeration Unit	2	54	\$	77,500	\$	60,179,074
GP	NEBRASKA	NE87350-2001	OM - CW: Walthill Water Main Relocation	3	55	\$	621,900	\$	60,800,974
GP	NORTH DAKOTA	ND53520-0401	TR - RW: Trenton Storage Tank Access Road	2	56	\$	213,714	\$	61,014,688
GP	NEBRASKA	NE87350-1901	OM - WA: Thurston Co. Well Decommissioning	2	57	\$	8,200	\$	61,022,888
GP	SOUTH DAKOTA	SD20611-0301	CR - CSL: Green Grass Lagoon Renovate	3	58	\$	227,000	\$	61,249,888
GP	SOUTH DAKOTA	SD67873-0102	CR - CSL: Thunder Bt. Lagoon Renovate	3	59	\$	400,000	\$	61,649,888
GP	SOUTH DAKOTA	SD56781-0101	PR - CSL: Manderson Lagoon Rehab	3	60	\$	130,000	\$	61,779,888
GP	SOUTH DAKOTA	SD56783-0108	PR - WPH: Old Hospital Pumphouse	2	61	\$	34,000	\$	61,813,888
GP	SOUTH DAKOTA	SD56783-1102	PR - CW: Pine Ridge Village WST	2	62	\$	406,300	\$	62,220,188
GP	SOUTH DAKOTA	SD45702-0002	LT - CSL: Veblen Flats Lagoon Renovation	3	63	\$	320,000	\$	62,540,188
GP	SOUTH DAKOTA	SD61830-0301	RB - CS: Ideal Lagoon Lining	2	64	\$	222,000	\$	62,762,188
GP	SOUTH DAKOTA	SD20623-0501	CR - CWST: Whitehorse Comm. Wtr. Sys.	2	65	\$	500,000	\$	63,262,188
GP	SOUTH DAKOTA	SD67999-0901	CR - RWST: NW-6 WST	2	66	\$	1,216,000	\$	64,478,188
GP	SOUTH DAKOTA	SD11999-0303	YK - SW: Marty Rubble Site	3	67	\$	287,754	\$	64,765,942
GP	NORTH DAKOTA	ND40487-0101	TM - CSL & CSLS: Dunseith Community	3	68	\$	3,882,700	\$	68,648,642
GP	NORTH DAKOTA	ND53520-1201	TR - CW: Water Supply Main Replacement	2	69	\$	100,000	\$	68,748,642
GP	IOWA	IA86001-1301	SF - OM: SCADA Upgrades	2	70	\$	126,000	\$	68,874,642
GP	NEBRASKA	NE87351-2101	WN - CW: Tribal Water Meters	2	71	\$	366,000	\$	69,240,642
GP	NORTH DAKOTA	ND40486-1601	TM - CSL: Lower Green Acres Lagoons	3	72	\$	570,000	\$	69,810,642
GP	SOUTH DAKOTA	SD20619-0201	CR - RWST: Swift Bird WST	2	73	\$	1,430,000	\$	71,240,642
GP	SOUTH DAKOTA	SD56783-1101	PR - CW: Pine Ridge 407 South WST	2	74	\$	350,000	\$	71,590,642
GP	SOUTH DAKOTA	SD15999-2101	SR_RW_LE Well Field - Mahto WM Ext	2	75	\$	285,000	\$	71,875,642
GP	NEBRASKA	NE87350-1701	OM - CW: Walthill Valve and Hydrant Repl	2	76	\$	342,900	\$	72,218,542
GP	SOUTH DAKOTA	SD20623-0102	CR - CSL: Whitehorse Lagoon Renovate	2	77	\$	463,000	\$	72,681,542
GP	SOUTH DAKOTA	SD56793-0101	PR - CW: Evergreen Community Water Upgrades	2	78	\$	214,000	\$	72,895,542
GP	SOUTH DAKOTA	SD42687-WB01	LB - CWST: West Brule WST	2	79	\$	2,071,000	\$	74,966,542
GP	IOWA	IA86001-2401	SF - CS: Lift Station Upgrades	2	80	\$	52,000	\$	75,018,542
GP	NEBRASKA	NE87351-3001	WN-CWST-Tank Painting	2	81	\$	195,000	\$	75,213,542
GP	NEBRASKA	NE54999-1501*	SA - CW: Cedar Knox Rural Water Ext	3	82	\$	514,250	\$	75,727,792
GP	NORTH DAKOTA	ND40486-1501	TM - CSL: Upper Green Acres Lagoons	2	83	\$	923,000	\$	76,650,792
GP	SOUTH DAKOTA	SD54759-0201	LT - CSL: Long Hollow Lagoon Expansion	2	84	\$	131,000	\$	76,781,792
GP	SOUTH DAKOTA	SD60817-0201	RB - CW: St. Francis Fire Hydrant Replacement	2	85	\$	550,000	\$	77,331,792
GP	NEBRASKA	NE87999-0601	OM - CW: 12-inch Transmission Main	2	86	\$	1,181,000	\$	78,512,792
GP	SOUTH DAKOTA	SD11562-0302	YK - SW: Transfer Station and Support Equipment	2	87	\$	1,473,146	\$	79,985,938
GP	NEBRASKA	NE87346-1201	OM - CSL: Lagoon & Sewer Improve	2	88	\$	56,050	\$	80,041,988
GP	SOUTH DAKOTA	SD08546-BG01	CC - WTP: FT Thompson Emergency Generators	2	89	\$	917,500	\$	80,959,488
GP	SOUTH DAKOTA	SD67866-0003	CR - CWST: Bridger WST	2	90	\$	486,000	\$	81,445,488

Indian Health Service
FY 2018 Annual Report of Sanitation Deficiency Levels

GP	SOUTH DAKOTA	SD47712-0201	RB - CW: Norris Fire Hydrant Replacement	2	91	\$	72,200	\$	81,517,688
GP	SOUTH DAKOTA	SD47713-0101	RB - CSL: Butte Creek Lagoon	2	92	\$	72,520	\$	81,590,208
GP	SOUTH DAKOTA	SD56778-0601	PR - CW: Kyle Community Water Upgrades	2	93	\$	1,721,000	\$	83,311,208
GP	NEBRASKA	NE87351-3201	WN - CW: Winnebago WM Looping	2	94	\$	309,000	\$	83,620,208
GP	SOUTH DAKOTA	SD47719-0201	RB - CS: Swift Bear Sewer Main Rehab.	3	95	\$	844,500	\$	84,464,708
GP	SOUTH DAKOTA	SD56783-0206	PR - SW: Pine Ridge Landfill Closure (open dump)	2	96	\$	963,000	\$	85,427,708
GP	NORTH DAKOTA	ND03999-0902	FT - RW: Rolling Hills Sys Replace	2	97	\$	303,000	\$	85,730,708
GP	NORTH DAKOTA	ND27412-0601	FB - CSLS: LS SCADA	2	98	\$	637,500	\$	86,368,208
GP	NORTH DAKOTA	ND40486-1201	TM - CSLS: Kent Addition LS Renov.	2	99	\$	319,000	\$	86,687,208
GP	SOUTH DAKOTA	SD20999-1001	CR - WA: CR Abandon Wells	2	100	\$	83,000	\$	86,770,208
GP	SOUTH DAKOTA	SD20623-0401	CR - CS: Whitehorse Comm. Sewer Ren.	2	101	\$	555,000	\$	87,325,208
GP	SOUTH DAKOTA	SD54999-1201	LT - O&M: SCADA Monitoring System	2	102	\$	390,400	\$	87,715,608
GP	SOUTH DAKOTA	SD67999-0601	CR - RWST: SW-3 WST	3	103	\$	1,023,000	\$	88,738,608
GP	SOUTH DAKOTA	SD15571-0301	SR_CSL_Rock Creek Lagoon Renovation	2	104	\$	387,200	\$	89,125,808
GP	SOUTH DAKOTA	SD15574-0401	SR_CSL_Running Antelope Rip Rap	2	105	\$	486,000	\$	89,611,808
GP	SOUTH DAKOTA	SD60999-0801	RB - CSLS: Lift Station Backup Power	2	106	\$	889,000	\$	90,500,808
GP	SOUTH DAKOTA	SD61833-0200	RB - CS: Winner Sewer	3	107	\$	836,000	\$	91,336,808
GP	SOUTH DAKOTA	SD20618-0101	CR - CSLS: Ridgeview LS Replacement	3	108	\$	493,000	\$	91,829,808
GP	NORTH DAKOTA	ND03363-0103	FT - CSL & CSLS: Tokio/Wood Lake	3	109	\$	2,155,000	\$	93,984,808
GP	NORTH DAKOTA	ND03358-0901	FT - SW: SL Open Dump Cleanup	2	110	\$	300,000	\$	94,284,808
GP	SOUTH DAKOTA	SD08547-0502	CC - SW: Solid Waste Equipment	2	111	\$	836,000	\$	95,120,808
GP	SOUTH DAKOTA	SD08547-0402	CC - SW: Res Wide Collection Equipment	2	112	\$	1,322,000	\$	96,442,808
GP	SOUTH DAKOTA	SD56783-0701	PR - CW: PR East North Community Water Upgrades	2	113	\$	3,224,000	\$	99,666,808
GP	SOUTH DAKOTA	SD45702-0101*	LT - WST: Veblen Flats Water Storage	2	114	\$	422,000	\$	100,088,808
GP	NORTH DAKOTA	ND03999-2901	FT - INDWWT: Ind. Water Treatment	2	115	\$	114,000	\$	100,202,808
GP	SOUTH DAKOTA	SD56783-1001	PR - CW: Pine Ridge Old & New Crazy Horse Upgrades	2	116	\$	3,374,000	\$	103,576,808
GP	SOUTH DAKOTA	SD35848-0201	PR - CW: Potato Creek Community Water Upgrades	2	117	\$	146,000	\$	103,722,808
GP	SOUTH DAKOTA	SD60999-1701	RB - SW: Clean-up and Transfer Equipment	2	118	\$	414,000	\$	104,136,808
GP	SOUTH DAKOTA	SD35849-0201	PR - CW: Wanblee Community Water Upgrades	2	119	\$	825,000	\$	104,961,808
GP	NEBRASKA	NE87351-0701	WN - CWCS: Transfer Switches	2	120	\$	32,000	\$	104,993,808
GP	NEBRASKA	NE87351-0901	WN - CWS: SCADA for Water/Sewer	2	121	\$	132,500	\$	105,126,308
GP	NORTH DAKOTA	ND43503-0201	SR_CSL_Porcupine WW Treatment System	4	122	\$	1,964,600	\$	107,090,908
GP	NORTH DAKOTA	ND40486-1802	TM - CS: Belcourt Sewer Replacement North PH 2	3	123	\$	1,655,769	\$	108,746,677
GP	SOUTH DAKOTA	SD20607-0302	CR - SW: EB Replace Equipment	2	124	\$	3,010,000	\$	111,756,677
GP	NORTH DAKOTA	ND13390-0601	FB - RW: Twin Buttes East Rural Water Expansion	3	125	\$	1,100,000	\$	112,856,677
GP	SOUTH DAKOTA	SD20614-0201	CR - CSL: LaPlante Lagoon Renovation	2	126	\$	449,190	\$	113,305,867
GP	NORTH DAKOTA	ND03999-2601	FT - WA: Ind. Well Abandonment	2	127	\$	177,000	\$	113,482,867
GP	NORTH DAKOTA	ND43501-0301	SR_CW_Cannonball AC Pipe Replacement	2	128	\$	1,443,000	\$	114,925,867
GP	SOUTH DAKOTA	SD15999-0601	SR_RW_Wakpala to Oak Creek WM Extension	4	129	\$	260,000	\$	115,185,867
GP	SOUTH DAKOTA	SD15999-1901	SR_RW_Running Antelope RW Ph. 1	3	130	\$	600,000	\$	115,785,867
GP	SOUTH DAKOTA	SD15999-1902	SR_RW_Running Antelope RW Ph. 2	3	131	\$	120,000	\$	115,905,867
GP	NORTH DAKOTA	ND03358-1101	FT - CS: South Ridge SM Repl & RR	3	132	\$	395,000	\$	116,300,867
GP	SOUTH DAKOTA	SD20607-0301	CR - SW: EB Tribal Waste Dispose Sta.	2	133	\$	1,030,000	\$	117,330,867
GP	SOUTH DAKOTA	SD35999-0101*	PR - INDWSL: Wanblee Jnc East WM Ext.	3	134	\$	348,000	\$	117,678,867
GP	NORTH DAKOTA	ND40486-0103	TM - IS: Replacement of Individual Septic Systems	4	135	\$	93,000	\$	117,771,867
GP	SOUTH DAKOTA	SD20623-0701*	CR - RW: Whitehorse-West Spur	4	136	\$	209,000	\$	117,980,867
GP	SOUTH DAKOTA	SD67999-0201*	CR - RWST: So. Hwy 63 SW-1 WST	2	137	\$	750,000	\$	118,730,867

Indian Health Service
FY 2018 Annual Report of Sanitation Deficiency Levels

GP	NORTH DAKOTA	ND40999-1501	TM - RW: Res A and B Service Area	3	138	\$	983,000	\$	119,713,867
GP	SOUTH DAKOTA	SD56782-0102	PR - CSL: Loneman Lagoon Upgrade	2	139	\$	131,000	\$	119,844,867
GP	SOUTH DAKOTA	SD56772-0102	PR - CW: Batesland HUD Community Water Upgrades	2	140	\$	213,700	\$	120,058,567
GP	SOUTH DAKOTA	SD08547-0701	CC - CWSS: SCADA System Upgrade	2	141	\$	825,000	\$	120,883,567
GP	NORTH DAKOTA	ND27999-0701	FB - OM: Fort Berthold Water Meters	2	142	\$	1,000,000	\$	121,883,567
GP	SOUTH DAKOTA	SD15999-2201*	SR_RW_RA South User Extension	4	143	\$	1,315,000	\$	123,198,567
GP	SOUTH DAKOTA	SD08547-0401	CC - CSLS: Pow Wow Housing Lift Station	3	144	\$	479,000	\$	123,677,567
GP	SOUTH DAKOTA	SD56789-0001*	PR - WPH/CSL: Wolf Creek W/S Imp	2	145	\$	412,700	\$	124,090,267
GP	SOUTH DAKOTA	SD15573-0201*	SR_RW_Kenel to State Line WM Ext.	4	146	\$	1,475,000	\$	125,565,267
GP	NORTH DAKOTA	ND43504-0301	SR_CW_Selfridge Tank	3	147	\$	276,250	\$	125,841,517
GP	SOUTH DAKOTA	SD42687-LB10*	LB - CSL: Lower Brule WWTF Relocation	2	148	\$	3,842,000	\$	129,683,517
GP	NEBRASKA	NE87999-0701*	OM - SW: Solid Waste Equip	1	149	\$	232,000	\$	129,915,517
GP	NORTH DAKOTA	ND03358-1001*	FT - CS & CSLS: Shelter Belt Lane	3	150	\$	627,000	\$	130,542,517
GP	SOUTH DAKOTA	SD67874-0101*	CR - CW: Takini WL Upgrade	3	151	\$	1,435,000	\$	131,977,517
GP	NORTH DAKOTA	ND03356-0101	FT - CS & CSL: Crow Hill Community Sewer	3	152	\$	300,000	\$	132,277,517
GP	NORTH DAKOTA	ND03999-0601*	FT - OM: Sioux Utilities	1	153	\$	87,000	\$	132,364,517
GP	SOUTH DAKOTA	SD15999-1101*	SR_RW_Wakpala District WM Extension	4	154	\$	300,000	\$	132,664,517
GP	SOUTH DAKOTA	SD47715-0201	RB - CW: Corn Creek Water Main Upgrade	3	155	\$	1,260,000	\$	133,924,517
GP	SOUTH DAKOTA	SD56792-0101*	PR - CSL: Sharps Corner Lagoon	2	156	\$	336,000	\$	134,260,517
GP	NORTH DAKOTA	ND53999-0501	TR - RW & RWBS: Painted Woods Sub.	2	157	\$	180,000	\$	134,440,517
GP	NORTH DAKOTA	ND27412-CS01*	FB - CS: Thunder Buttes Collection System and Lagoon	3	158	\$	1,331,000	\$	135,771,517
GP	SOUTH DAKOTA	SD20623-0301*	CR - RW: On The Tree WM Upgrade	3	159	\$	1,921,000	\$	137,692,517
GP	SOUTH DAKOTA	SD67999-0801	CR - RW: SW-3-Sunnybrook WM Upgrade	3	160	\$	120,000	\$	137,812,517
GP	SOUTH DAKOTA	SD03528-0203	PR - CW: Sunrise Housing Community Water Upgrades	2	161	\$	139,000	\$	137,951,517
GP	SOUTH DAKOTA	SD56785-0201	PR - CW: Red Shirt Village Community Water Upgrades	2	162	\$	118,000	\$	138,069,517
GP	SOUTH DAKOTA	SD26651-0301*	RB - CS: Milks Camp Sewer System	1	163	\$	497,000	\$	138,566,517
GP	NORTH DAKOTA	ND43999-1201	SR_RW: Stone Man Dam Water Main Extension	2	164	\$	19,400	\$	138,585,917
GP	SOUTH DAKOTA	SD54765-0201	LT - CS: Sisseton Sewer Main Rehabilitation	2	165	\$	3,282,000	\$	141,867,917
GP	SOUTH DAKOTA	SD11999-0101*	YK - OM: Septic Tank Pumper	1	166	\$	157,000	\$	142,024,917
GP	SOUTH DAKOTA	SD47719-0301	RB - CW: Swift Bear Fire Hydrant Replacement	2	167	\$	78,000	\$	142,102,917
GP	SOUTH DAKOTA	SD60816-0601*	RB - CS: Marshmallow Housing Sewer Rehab.	2	168	\$	528,000	\$	142,630,917
GP	SOUTH DAKOTA	SD11999-0002	YK - CW: Individual Water Meters	2	169	\$	517,000	\$	143,147,917
GP	NORTH DAKOTA	ND03999-0106*	FT - SW: Solid Waste - Ph 6	1	170	\$	1,490,000	\$	144,637,917
GP	SOUTH DAKOTA	SD60821-0001*	RB - CS: Upper Cut Meat Lagoon	1	171	\$	506,000	\$	145,143,917
GP	SOUTH DAKOTA	SD56785-0001	PR - CSL: Red Shirt Lagoon	3	172	\$	500,000	\$	145,643,917
GP	NORTH DAKOTA	ND03999-1001*	FT - RW: Azure's Trailer Court	2	173	\$	99,000	\$	145,742,917
GP	SOUTH DAKOTA	SD60819-0201	RB - CW: Spring Creek Fire Hydrant Replacement	2	174	\$	61,760	\$	145,804,677
GP	SOUTH DAKOTA	SD56783-0901	PR - CW: PR Old Hopsital Housing Community Upgrades	2	175	\$	113,000	\$	145,917,677
GP	SOUTH DAKOTA	SD56783-0801*	PR - CW: PR Old Agency Community Water Upgrades	2	176	\$	1,736,000	\$	147,653,677
GP	NEBRASKA	NE54999-1601*	SA - RW: Howe Creek Water Main Extension	2	177	\$	701,000	\$	148,354,677
GP	SOUTH DAKOTA	SD60808-0001*	RB - CS: He Dog Sewer System	1	178	\$	498,000	\$	148,852,677
GP	NORTH DAKOTA	ND03363-0101	FT - RW: Tokio Service Area Rural Water Extension Phase 1	2	179	\$	170,000	\$	149,022,677
GP	NORTH DAKOTA	ND43504-0201	SR_RW_Selfridge Transmission Main	3	180	\$	610,000	\$	149,632,677
GP	SOUTH DAKOTA	SD08547-LA01	CC - CSL: FT Thompson Old Lagoon Renovation	2	181	\$	277,000	\$	149,909,677
GP	NORTH DAKOTA	ND13999-0601*	FB - RW Twin Buttes South Rural Water Expansion	3	182	\$	672,000	\$	150,581,677
GP	SOUTH DAKOTA	SD47715-0101*	RB - CS: Corn Creek Sewer System	2	183	\$	1,125,000	\$	151,706,677
GP	SOUTH DAKOTA	SD60808-0201*	RB - CSL: He Dog Lagoon	2	184	\$	483,300	\$	152,189,977

**Indian Health Service
FY 2018 Annual Report of Sanitation Deficiency Levels**

IHS Area: Navajo (NA)

Area	State	Project No.	Project Name	Project DL	Area Priority	Project Cost	Cumulative Project Cost
NA	NEW MEXICO	NM17418-2501	Church Rock Hogback Scattered	5	1	\$ 149,000	\$ 149,000
NA	ARIZONA	AZ01053-0301	CRYSTAL TO OAKSPRINGS SCATTERED (P)	5	2	\$ 602,000	\$ 751,000
NA	ARIZONA	AZ01012-2401	Chinle Scattered 2018 (P)	5	3	\$ 746,000	\$ 1,497,000
NA	ARIZONA	AZ01902-1001	Ganado Scattered (2018)	5	4	\$ 203,000	\$ 1,700,000
NA	NEW MEXICO	NM17480-1301	Thoreau-Haystack Scattered 2018	5	5	\$ 158,000	\$ 1,858,000
NA	NEW MEXICO	NM17487-2501	Twin Lakes Blk Crk & Rte 30 Scattered (P)	5	6	\$ 284,000	\$ 2,142,000
NA	ARIZONA	AZ01012-2301	Chinle WWTP Renovation NTUA Ph 1	3	7	\$ 2,167,000	\$ 4,309,000
NA	ARIZONA	AZ01902-0901	Ganado WWTP Renovation/Total Retention NTUA	3	8	\$ 340,300	\$ 4,649,300
NA	ARIZONA	AZ09166-2301	Kayenta WWTP Upgrade NTUA Ph 1	3	9	\$ 858,300	\$ 5,507,600
NA	ARIZONA	AZ09175-2401	Pinon WWTP Renovation/Total Retention NTUA	3	10	\$ 393,000	\$ 5,900,600
NA	ARIZONA	AZ03135-2401	Tuba City WWTP Upgrades NTUA Ph 1	3	11	\$ 1,449,500	\$ 7,350,100
NA	ARIZONA	AZ09160-1008	Many Mules Scattered (2018)	5	12	\$ 262,000	\$ 7,612,100
NA	ARIZONA	AZ01048-0601	ROUND ROCK SCATTERED 2018 (P)	5	13	\$ 430,000	\$ 8,042,100
NA	ARIZONA	AZ09923-0400	Jeddito Scattered 2018 (P)	5	14	\$ 730,000	\$ 8,772,100
NA	UTAH	UT19813-0802	Navajo Mtn - Arizona Scattered (Phase 2) (P)	5	15	\$ 1,438,000	\$ 10,210,100
NA	ARIZONA	AZ09921-0102	WHITE CONE- FLAT MESA SCATT EXT. (P)	5	16	\$ 712,020	\$ 10,922,120
NA	ARIZONA	AZ09184-0801	TEESTO BAD MEDICINE BUTTE EXT (P)	5	17	\$ 502,000	\$ 11,424,120
NA	ARIZONA	AZ01902-0801	Ganado Well U70	2	18	\$ 796,000	\$ 12,220,120
NA	UTAH	UT19808-1801	OLIATOH-MV and BOOT MESA INTERTIE (P)	2	19	\$ 297,000	\$ 12,517,120
NA	NEW MEXICO	NM24631-2402	Shiprock New WWTP NTUA Ph 1	2	20	\$ 1,931,500	\$ 14,448,620
NA	NEW MEXICO	NM24631-1908	Shiprock SSU Failed Drainfield	4	21	\$ 608,000	\$ 15,056,620
NA	NEW MEXICO	NM01084-1601	Tohajiilee Scattered Homes (X)	5	22	\$ 785,000	\$ 15,841,620
NA	ARIZONA	AZ09184-0704	Teestoh NAAHTEE CANYON SPRINGS PH2 EXT. (X)	4	23	\$ 694,000	\$ 16,535,620
NA	ARIZONA	AZ09033-1202	GWS TWIN BUTTE EXT. (P)	5	24	\$ 576,000	\$ 17,111,620
NA	ARIZONA	AZ03107-0101	COALMINE CANYON - Appaloosa Ridge Extension Phase I	5	25	\$ 278,000	\$ 17,389,620
NA	NEW MEXICO	NM24610-0601	Farmington Failed DF/Septic VI	4	26	\$ 579,000	\$ 17,968,620
NA	ARIZONA	AZ03131-0101	Tonalea Cisterns	5	27	\$ 438,000	\$ 18,406,620
NA	ARIZONA	AZ09166-2302	Kayenta WWTP Upgrade NTUA PH 2 (X)	3	28	\$ 3,703,000	\$ 22,109,620
NA	NEW MEXICO	NM24631-2403	Shiprock New WWTP NTUA Ph 2 (X)	2	29	\$ 6,772,000	\$ 28,881,620
NA	ARIZONA	NM17002-1901	Chichiltah Vanderwagen Waterline Extension (X)	5	30	\$ 5,268,000	\$ 34,149,620
NA	NEW MEXICO	NM17403-1201	Baca South Chavez Extensions and Lagoon (P)	5	31	\$ 2,448,000	\$ 36,597,620
NA	NEW MEXICO	NM17444-1401	Iyanbito-Failed STDF Replacements	4	32	\$ 150,000	\$ 36,747,620
NA	NEW MEXICO	NM24623-0701	Gallup Failed Septics - North	4	33	\$ 793,000	\$ 37,540,620
NA	ARIZONA	AZ03104-1402	CAMERON Gray Mountain Cisterns - Phase II	5	34	\$ 1,612,052	\$ 39,152,672
NA	NEW MEXICO	NM17447-0701	Manuelito Chapter House Cisterns	5	35	\$ 241,000	\$ 39,393,672
NA	NEW MEXICO	NM24616-0801	Carson West Rechlorination Station	2	36	\$ 117,000	\$ 39,510,672
NA	NEW MEXICO	NM24631-2701	Rattlesnake Rechlorination Station	2	37	\$ 91,000	\$ 39,601,672
NA	NEW MEXICO	NM28341-0701	ALAMO-PH1 CISTERNS	5	38	\$ 120,000	\$ 39,721,672
NA	ARIZONA	AZ09158-1103	DILKON - JOHN'S DRAW 1 CIST.	5	39	\$ 352,008	\$ 40,073,680
NA	ARIZONA	AZ09164-0901	INDIAN WELLS - GORILLA HEAD CISTERNS	5	40	\$ 1,029,060	\$ 41,102,740
NA	ARIZONA	AZ03121-0901	KAIBETO GRAY MESA CISTERNS & WPT	5	41	\$ 912,020	\$ 42,014,760
NA	ARIZONA	AZ09166-2001	KAYENTA-ARIZ - EL CAP NORTH CIST.	5	42	\$ 465,000	\$ 42,479,760

Indian Health Service
FY 2018 Annual Report of Sanitation Deficiency Levels

NA	ARIZONA	AZ01031-0102	KLGETOH - NAVAJO STATION CISTERNS	5	43	\$	956,000	\$	43,435,760
NA	ARIZONA	AZ01031-0301	KLGETOH - TRNSWSTRN STA CISTRNS	5	44	\$	882,000	\$	44,317,760
NA	ARIZONA	AZ03122-0701	LECHEE - WHITE DOME CISTERN SYSTEM	5	45	\$	264,917	\$	44,582,677
NA	UTAH	UT19808-1301	OLJATO-TRAIN ROCK CISTERNS	5	46	\$	914,000	\$	45,496,677
NA	ARIZONA	AZ03135-2402	Tuba City WWTP Upgrades NTUA Ph 2 (X)	3	47	\$	7,235,155	\$	52,731,832
NA	ARIZONA	AZ01020-0101	Dennehotso Laguna Flats - SIHASIN (2019) Companion (X)	4	48	\$	213,000	\$	52,944,832
NA	NEW MEXICO	NM17403-1401	Gallup Failed Septics - Eastward	4	49	\$	1,264,000	\$	54,208,832
NA	ARIZONA	AZ09164-0903	INDIAN WELLS- GORILLA HEAD PH2 CIST	5	50	\$	411,008	\$	54,619,840
NA	ARIZONA	AZ03122-0201	LECHEE - HORSETHIEF CISTERNS & WP	5	51	\$	1,824,794	\$	56,444,634
NA	UTAH	UT19815-1201	RED MESA NORTH CISTERNS TSOSIE CAMP	5	52	\$	151,000	\$	56,595,634
NA	ARIZONA	AZ01054-0106	Spider Rock - Phase 4 CISTERNS	5	53	\$	843,000	\$	57,438,634
NA	NEW MEXICO	NM24631-1909	Shiprock SU Failed Septic System	3	54	\$	428,000	\$	57,866,634
NA	NEW MEXICO	NM17422-0105	COUSINS RADIOTOWER LOOP PH2 EXT. (Proposed PTF) (X)	5	55	\$	1,080,000	\$	58,946,634
NA	ARIZONA	AZ09158-1003*	DILKON PYRAMID BUTTE PH2 EXT	5	56	\$	211,002	\$	59,157,636
NA	ARIZONA	AZ01024-0601*	Coalmine Natonabah Camp WL Ext.	4	57	\$	333,000	\$	59,490,636
NA	ARIZONA	AZ09033-1402*	GREASEWOOD ANTELOPE SPRINGS EXT	5	58	\$	1,756,018	\$	61,246,654
NA	ARIZONA	AZ01030-0203*	Cross Canyon W/L Extension (P)	5	59	\$	1,711,000	\$	62,957,654
NA	NEW MEXICO	NM17503-0702*	SIHASIN (2021) LITTLEWATER EAST EXT. II	5	60	\$	352,000	\$	63,309,654
NA	NEW MEXICO	NM17503-0402*	LITTLEWATER SW EXTENSION	5	61	\$	695,000	\$	64,004,654
NA	ARIZONA	AZ01047-0904*	SIHASIN (2018) Rough Rock South Waterline Ext. Ph 2	5	62	\$	1,052,000	\$	65,056,654
NA	ARIZONA	AZ01056-0601*	SIHASIN (2021) Steamboat Canyon Ph.1 W42	5	63	\$	1,808,000	\$	66,864,654
NA	ARIZONA	AZ01072-0601*	Wide Ruins Ext. West	5	64	\$	1,004,000	\$	67,868,654
NA	ARIZONA	AZ01072-0801*	Wide Ruins South PH II WL Ext.	5	65	\$	4,273,000	\$	72,141,654
NA	UTAH	UT19812-0901	Mexican Water Watering Point	4	66	\$	124,000	\$	72,265,654
NA	ARIZONA	AZ09158-1101	DILKON - ROTTEN BANANAS BUTTE CIST.	5	67	\$	437,008	\$	72,702,662
NA	ARIZONA	AZ09160-0701	FOREST LAKE CISTERN HOMES	5	68	\$	291,000	\$	72,993,662
NA	ARIZONA	AZ01026-1101	Houck Highlands - Cistern	5	69	\$	200,000	\$	73,193,662
NA	ARIZONA	AZ01035-0603	LUPTON - South Mesa P51 PH2 Cistern	5	70	\$	194,000	\$	73,387,662
NA	NEW MEXICO	NM24622-0601	SIHASIN (2017) Pueblo Bonito-Ph 2, Cistern	5	71	\$	130,000	\$	73,517,662
NA	UTAH	UT19813-0501	Navajo Mtn Piute Mesa Cisterns	5	72	\$	711,000	\$	74,228,662
NA	NEW MEXICO	NM33140-0302	RAMAH SCATT PH II CISTERNS	5	73	\$	152,000	\$	74,380,662
NA	ARIZONA	AZ01045-0601	Red Valley Grace Begay W/L Ext Cistern	5	74	\$	66,000	\$	74,446,662
NA	ARIZONA	AZ09180-0901	SHONTO SCATTERED CISTERNS	5	75	\$	201,000	\$	74,647,662
NA	NEW MEXICO	NM17003-0401	TSAYATOH-STATE LINE CISTERN	5	76	\$	134,000	\$	74,781,662
NA	ARIZONA	AZ01011-1401	CHILCH- Failed DFs T68	3	77	\$	484,000	\$	75,265,662
NA	NEW MEXICO	NM17422-0109	SIHASIN (2019) COUSINS RADIOTOWER LOOP PH4 EXT.	4	78	\$	554,000	\$	75,819,662
NA	NEW MEXICO	NM17458-0201	Pinedale Allotment Dispute (X)	5	79	\$	120,000	\$	75,939,662
NA	ARIZONA	AZ09158-1001	SIHASIN (2019) DILKON - PYRAMID BUTTE EXT. T67 (X)	5	80	\$	1,365,037	\$	77,304,699
NA	NEW MEXICO	NM17470-3001	Rock Springs Pablo Extension (X)	5	81	\$	156,000	\$	77,460,699
NA	NEW MEXICO	NM24413-1201*	SIHASIN (2020) Burnham NW WL Ext I	5	82	\$	608,000	\$	78,068,699
NA	NEW MEXICO	NM24413-0801*	SIHASIN (2018?) BURNHAM EAST WL EXT I	5	83	\$	1,496,000	\$	79,564,699
NA	NEW MEXICO	NM17422-0107*	COUSINS RADIOTOWER LOOP PH3 EXT. (Proposed PTF)	5	84	\$	1,938,000	\$	81,502,699
NA	ARIZONA	AZ03108-1603*	WEST LEUPP PH2 WL EXT	5	85	\$	4,108,986	\$	85,611,685
NA	NEW MEXICO	NM17448-0106*	MARIANO LAKE EXT. PHASE 6	5	86	\$	1,876,000	\$	87,487,685
NA	NEW MEXICO	NM24625-0302*	SIHASIN (2018) Morgan Lake Waterline Extension	5	87	\$	796,000	\$	88,283,685
NA	UTAH	UT19815-1501*	WHITE MESA BENALLY CAMP UTAH NAVAJO TRUST FUND	5	88	\$	457,000	\$	88,740,685
NA	ARIZONA	AZ01054-0108*	Spider Rock W/L Ext Phase 2.5	5	89	\$	1,747,000	\$	90,487,685

Indian Health Service
FY 2018 Annual Report of Sanitation Deficiency Levels

NA	ARIZONA	AZ01054-0104*	SIHASIN (2020) Spider Rock-Chinle W/L Ext Phase 3	5	90	\$	3,843,000	\$	94,330,685
NA	ARIZONA	AZ09923-0502*	SIHASIN (2019) Jeddito Goldwater Loop Ph.2	5	91	\$	1,643,000	\$	95,973,685
NA	NEW MEXICO	NM17403-0301	Baca South Cisterns	5	92	\$	556,000	\$	96,529,685
NA	NEW MEXICO	NM17403-0502	Baca I-40 Crossing Cisterns	5	93	\$	210,000	\$	96,739,685
NA	ARIZONA	AZ09997-0801	BLACK MESA - East & NW Cisterns.	5	94	\$	239,000	\$	96,978,685
NA	NEW MEXICO	NM24413-1501	BURNHAM PHASE II HUNTER WASH EXT CISTERNS	5	95	\$	141,000	\$	97,119,685
NA	ARIZONA	AZ09175-1501	PINON-WEPO WASH CISTERNS	5	96	\$	1,142,000	\$	98,261,685
NA	ARIZONA	AZ01012-2302	Chinle WWTP Renovation NTUA Ph 2 (X)	3	97	\$	7,755,750	\$	106,017,435
NA	ARIZONA	AZ03135-0703	TUBA CITY SOUTH SEWER EXTENSIONS	2	98	\$	310,000	\$	106,327,435
NA	ARIZONA	AZ03135-3001	TUBA CITY Moenave Waterline Extension	3	99	\$	440,035	\$	106,767,470
NA	UTAH	UT19800-0302*	SIHASIN (2020) MONTEZUMA CREEK EXTENSION	5	100	\$	606,000	\$	107,373,470
NA	ARIZONA	NM17002-1701*	Pigeon Springs Waterline Extensions	5	101	\$	460,000	\$	107,833,470
NA	ARIZONA	AZ03108-1604*	WEST LEUPP PH3 WL EXT	5	102	\$	2,016,000	\$	109,849,470
NA	ARIZONA	AZ03108-1605*	LEUPP - GRAND FALLS EXTENSION	5	103	\$	4,809,900	\$	114,659,370
NA	NEW MEXICO	NM17426-0202*	NAHODISHGISH SW EXTENSION	5	104	\$	503,000	\$	115,162,370
NA	ARIZONA	AZ01045-1102*	Shiprock Wall waterline	4	105	\$	212,000	\$	115,374,370
NA	ARIZONA	AZ09921-1002*	WHITE CONE - SCATTERED EXTENSION	4	106	\$	500,004	\$	115,874,374
NA	NEW MEXICO	NM17491-0703*	SIHASIN (2020) RINCON MARQUEZ-Extensions U24	4	107	\$	1,661,000	\$	117,535,374
NA	ARIZONA	AZ01026-1801*	Houck Scattered Homes	5	108	\$	484,000	\$	118,019,374
NA	NEW MEXICO	NM17450-0501*	SIHASIN (2020) NAVAJO-ASAAYI WATERLINE	5	109	\$	1,039,636	\$	119,059,010
NA	NEW MEXICO	NM17003-1101	TSAYATOH-E. TSE BONITO EXT. (SDWA)(X)	5	110	\$	951,000	\$	120,010,010
NA	ARIZONA	AZ03104-1405	CAMERON Gray Mountain Lava Wash Cisterns - Phase IV	5	111	\$	547,005	\$	120,557,015
NA	NEW MEXICO	NM24616-0301	HUERFANO CARSON N CIST PH I	5	112	\$	148,999	\$	120,706,014
NA	ARIZONA	AZ09164-0101	INDIAN WELLS - ROUND BUTTE CIST.	5	113	\$	288,008	\$	120,994,022
NA	ARIZONA	AZ01058-1007	Shiprock to Sweetwater/Aneth Phase 7 (Proposed PTF) (X)	2	114	\$	2,244,000	\$	123,238,022
NA	UTAH	UT19808-0201	OLJATOH-HALCHITA CISTERNS 1 & WP	5	115	\$	1,000,000	\$	124,238,022
NA	ARIZONA	AZ01066-0801	Wheatfields Black Rock Cistern	5	116	\$	642,000	\$	124,880,022
NA	NEW MEXICO	NM24608-0802	Crystal Pumping Facilities - Sihasin W10 Companion (X)	2	117	\$	274,000	\$	125,154,022
NA	ARIZONA	AZ01034-1401	Tsaile-Lukachukai High Pressure Intertie (X)	2	118	\$	74,000	\$	125,228,022
NA	ARIZONA	AZ01041-0602	Oak Springs Pumping Facilities and W/P (X)	2	119	\$	507,824	\$	125,735,846
NA	NEW MEXICO	NM01084-1001	ABQ-Tohajiilee Intertie	2	120	\$	1,702,000	\$	127,437,846
NA	UTAH	UT19808-0901	OLJATOH-MONUMENT VALLEY SCADA	2	121	\$	337,000	\$	127,774,846
NA	NEW MEXICO	NM17500-0702*	BECENTI-Flat Lake-Extensions	4	122	\$	844,000	\$	128,618,846
NA	ARIZONA	AZ09158-2101*	DILKON-STANDING HORSE EXT.	4	123	\$	430,002	\$	129,048,848
NA	NEW MEXICO	NM17477-0302*	STANDING ROCK NE-Extension (Phase 2) W24	4	124	\$	1,268,000	\$	130,316,848
NA	NEW MEXICO	NM17477-0102*	STANDING ROCK SOUTH-Extension	4	125	\$	1,309,000	\$	131,625,848
NA	ARIZONA	AZ09921-1101*	WHITE CONE NORTH ATTAKAI EXT	4	126	\$	498,005	\$	132,123,853
NA	NEW MEXICO	NM17491-0202*	Whitehorse Lake-SandSpring Extension U27	4	127	\$	2,254,000	\$	134,377,853
NA	ARIZONA	AZ09923-0501*	Jeddito Goldwater Loop Ph.1	5	128	\$	3,483,000	\$	137,860,853
NA	ARIZONA	AZ03104-1302	CAMERON West Cisterns - Phase I	5	129	\$	275,996	\$	138,136,849
NA	ARIZONA	AZ03104-1202	CAMERON LCR Gorge Cisterns	5	130	\$	509,003	\$	138,645,852
NA	ARIZONA	AZ03107-0102	COALMINE CANYON - Appaloosa Ridge Cisterns Phase II	5	131	\$	194,000	\$	138,839,852
NA	ARIZONA	AZ09158-1203	DILKON RABBIT CISTERNS	5	132	\$	309,008	\$	139,148,860
NA	ARIZONA	AZ09160-1001	Many Mules Cisterns Ph 3-5	5	133	\$	4,556,999	\$	143,705,859
NA	ARIZONA	AZ09164-0301	INDIAN WELLS - PEANUT CISTERNS	5	134	\$	191,000	\$	143,896,859
NA	NEW MEXICO	NM24631-0901	SHIPROCK FARM AREA A CISTERNS	5	135	\$	78,000	\$	143,974,859
NA	ARIZONA	AZ01072-0401	WIDE RUINS GREY CACTUS RD CISTERNS	5	136	\$	2,093,999	\$	146,068,858

Indian Health Service
FY 2018 Annual Report of Sanitation Deficiency Levels

NA	NEW MEXICO	NM17418-2401	Gallup Failed Septics 2017	3	137	\$	74,000	\$	146,142,858
NA	ARIZONA	AZ01046-1301	RR RP LK Fail Drainfield	3	138	\$	391,000	\$	146,533,858
NA	NEW MEXICO	NM17475-0801	Smith Lake Well- Phase 1 (Booster) - PTF Funding (X)	2	139	\$	491,500	\$	147,025,358
NA	UTAH	UT19800-0801*	WESTWATER - BLANDING W/L Ext	4	140	\$	1,251,000	\$	148,276,358
NA	UTAH	UT19800-1102*	ANETH MAIL TRAIL WATERLINE	4	141	\$	1,222,000	\$	149,498,358
NA	NEW MEXICO	NM17403-0503*	Baca I-40 Crossing Extensions	4	142	\$	348,000	\$	149,846,358
NA	NEW MEXICO	NM17403-0302*	Baca South Extensions	4	143	\$	2,527,000	\$	152,373,358
NA	NEW MEXICO	NM17403-0602*	Baca Scattered Extensions	4	144	\$	416,000	\$	152,789,358
NA	NEW MEXICO	NM17500-0602*	BECENTI-Milk Lake-Extensions	4	145	\$	736,000	\$	153,525,358
NA	ARIZONA	AZ09150-1002*	BIRDSPRINGS REMOTE EXTENSIONS DIST5	4	146	\$	1,743,060	\$	155,268,418
NA	ARIZONA	AZ09150-0302*	BIRD SPRINGS HWY 99 EXTENSIONS PHASE 2	4	147	\$	2,607,000	\$	157,875,418
NA	ARIZONA	AZ09150-0402*	BIRDSPRINGS RINCON BASIN EXT. DIST5	4	148	\$	990,000	\$	158,865,418
NA	ARIZONA	AZ09150-0602*	BIRDSPRINGS HWY 99 EXTENSION PHASE I	4	149	\$	2,839,995	\$	161,705,413
NA	ARIZONA	AZ09150-0702*	BIRDSPRINGS SOUTH EXT. DIST. 5	4	150	\$	195,000	\$	161,900,413
NA	ARIZONA	AZ03103-4006*	BODAWAY Isolated Waterline Extension Phase II	4	151	\$	2,137,005	\$	164,037,418
NA	ARIZONA	AZ03103-4002*	BODAWAY Crooked Ridge Waterline Extension PHASE II	4	152	\$	968,002	\$	165,005,420
NA	ARIZONA	AZ03103-4004*	BODAWAY Painted Desert Waterline Extension PHASE II	4	153	\$	1,462,006	\$	166,467,426
NA	ARIZONA	AZ03103-4005*	BODAWAY Tanner-Hamblin Divide Waterline Extension PHASE II	4	154	\$	2,805,000	\$	169,272,426
NA	NEW MEXICO	NM24413-1502*	BURNHAM PHASE II HUNTER WASH EXT WATERLINE	4	155	\$	882,000	\$	170,154,426
NA	NEW MEXICO	NM24413-0702*	BURNHAM NORTH W/L EXT I	4	156	\$	625,000	\$	170,779,426
NA	NEW MEXICO	NM24413-0502*	BURNHAM WEST W/L EXT II	4	157	\$	518,000	\$	171,297,426
NA	ARIZONA	AZ03104-1203*	CAMERON LCR Gorge Extension-Phase II	4	158	\$	5,376,998	\$	176,674,424
NA	ARIZONA	AZ03104-1403*	CAMERON Gray Mountain Extension - Phase III	4	159	\$	1,564,002	\$	178,238,426
NA	ARIZONA	AZ03104-1404*	CAMERON Gray Mountain Extension - Phase IV	4	160	\$	3,098,998	\$	181,337,424
NA	ARIZONA	AZ03104-1303*	CAMERON West Extension - Phase II	4	161	\$	607,000	\$	181,944,424
NA	ARIZONA	AZ03104-1205*	CAMERON Mountaintop Extension - Phase IV	4	162	\$	1,817,000	\$	183,761,424
NA	ARIZONA	AZ03104-1406*	CAMERON Gray Mountain Lava Wash Extension - Phase V	4	163	\$	3,320,000	\$	187,081,424
NA	ARIZONA	AZ01011-1103*	CHILCHINBETO - PHASE II YOUNG EXT.	4	164	\$	814,000	\$	187,895,424
NA	ARIZONA	AZ01012-0502*	Chinle Waterline Extension	4	165	\$	984,000	\$	188,879,424
NA	ARIZONA	AZ03107-0602*	COALMINE CANYON - Little Colorado Extension Phase II	4	166	\$	1,105,000	\$	189,984,424
NA	ARIZONA	AZ03107-0103*	COALMINE CANYON - Appaloosa Ridge Waterline Extension Phase III	4	167	\$	683,000	\$	190,667,424
NA	ARIZONA	AZ03107-0902*	COALMINE CANYON - Booster Extension Phase II	4	168	\$	812,000	\$	191,479,424
NA	ARIZONA	AZ03109-0901*	Coppermine West Extensions	4	169	\$	1,345,000	\$	192,824,424
NA	NEW MEXICO	NM17423-0603*	COYOTE CANYON-North Extensions PH2 U29	4	170	\$	1,630,000	\$	194,454,424
NA	NEW MEXICO	NM17423-0802*	COYOTE CANYON-Red Water Pond Extension U29	4	171	\$	1,336,000	\$	195,790,424
NA	NEW MEXICO	NM17423-0602*	COYOTE CANYON-North Extensions PH1 U29	4	172	\$	454,000	\$	196,244,424
NA	NEW MEXICO	NM17423-0504*	COYOTE CANYON-South Extensions U29	4	173	\$	1,392,000	\$	197,636,424
NA	ARIZONA	AZ01020-0102*	SIHASIN (2019) Dennehotso - Laguna Flats WL Ext.	4	174	\$	917,000	\$	198,553,424
NA	ARIZONA	AZ09158-0202*	DILKON - TAYLOR EXT	4	175	\$	494,000	\$	199,047,424
NA	ARIZONA	AZ09158-1702*	DILKON - TAHA EXT.	4	176	\$	367,000	\$	199,414,424
NA	ARIZONA	AZ09158-1102*	DILKON - ROTTEN BANANAS BUTTE EXT.	4	177	\$	1,984,017	\$	201,398,441
NA	ARIZONA	AZ09158-1104*	DILKON - JOHN'S DRAW 1 EXT.	4	178	\$	1,131,020	\$	202,529,461
NA	ARIZONA	AZ09158-1204*	DILKON - RABBIT EXT.	4	179	\$	660,000	\$	203,189,461
NA	ARIZONA	AZ09158-0102*	DILKON SCATTERED EXTENSIONS	4	180	\$	2,983,005	\$	206,172,466
NA	ARIZONA	AZ09158-0302*	DILKON JOHN'S DRAW 2 EXT.	4	181	\$	798,000	\$	206,970,466
NA	ARIZONA	AZ09033-0402*	GWS SCATTERED EXTENSIONS	4	182	\$	1,299,011	\$	208,269,477
NA	ARIZONA	AZ09162-1302*	Hardrock Sleepy Mountain WL Ext Phase II	4	183	\$	1,145,124	\$	209,414,601

Indian Health Service
FY 2018 Annual Report of Sanitation Deficiency Levels

NA	ARIZONA	AZ09162-1303*	Hardrock Sleepy WL Ext P3	4	184	\$	393,049	\$	209,807,650
NA	NEW MEXICO	NM17502-0103*	Haystack Extensions W23	4	185	\$	1,332,000	\$	211,139,650
NA	NEW MEXICO	NM24614-0502*	HOGBACK DEADMAN'S WASH-SOUTH WL	4	186	\$	401,000	\$	211,540,650
NA	ARIZONA	AZ01026-1102*	Houck Highlands - Extension	4	187	\$	951,000	\$	212,491,650
NA	NEW MEXICO	NM24616-0302*	HUERFANO CARSON NORTH WL EXT PH II	4	188	\$	754,000	\$	213,245,650
NA	NEW MEXICO	NM24616-0602*	Otis South WL Ext II	4	189	\$	346,000	\$	213,591,650
NA	ARIZONA	AZ09164-0302*	INDIAN WELLS - PEANUT EXT.	4	190	\$	605,000	\$	214,196,650
NA	ARIZONA	AZ09164-0002*	INDIAN WELLS SCATTERED EXTENSIONS	4	191	\$	699,513	\$	214,896,163
NA	ARIZONA	AZ09164-0904*	INDIAN WELLS - GORILLA HEAD PH2 EXT	4	192	\$	1,001,015	\$	215,897,178
NA	ARIZONA	AZ09164-0102*	INDIAN WELLS - ROUND BUTTE EXT.	4	193	\$	959,000	\$	216,856,178
NA	ARIZONA	AZ09164-0203*	INDIAN WELLS-PUEBLO COLORADO II EXT	4	194	\$	1,447,000	\$	218,303,178
NA	ARIZONA	AZ09164-0802*	INDIAN WELLS - TWIN PEAKS EXTENSION	4	195	\$	1,830,010	\$	220,133,188
NA	ARIZONA	AZ09164-0902*	INDIAN WELLS - GORILLA HEAD EXT.	4	196	\$	2,378,025	\$	222,511,213
NA	ARIZONA	AZ03120-0702*	INSCRIPTION HSE ISOLATED EXTENSION W13	4	197	\$	529,998	\$	223,041,211
NA	ARIZONA	AZ03121-0702*	KAIBETO SCATTERED EXTENSION	4	198	\$	915,005	\$	223,956,216
NA	ARIZONA	AZ03121-0902*	KAIBETO GRAY MESA EXTENSION	4	199	\$	2,117,024	\$	226,073,240
NA	ARIZONA	AZ09166-2002*	KAYENTA-ARIZ - EL CAP. NORTH EXT.	4	200	\$	1,671,000	\$	227,744,240
NA	ARIZONA	AZ09166-5302*	Kayenta West Skeleton Mesa Ext. Ph II	4	201	\$	1,112,000	\$	228,856,240
NA	NEW MEXICO	NM17446-0702*	Lake Valley NE Waterline W17	4	202	\$	1,031,000	\$	229,887,240
NA	ARIZONA	AZ03122-0202*	SIHASIN (2021) LECHEE - HORSETHIEF MESA WATER EXT.	4	203	\$	4,687,000	\$	234,574,240
NA	ARIZONA	AZ03122-0702*	LECHEE - WHITE DOME WATERLINE EXT.	4	204	\$	753,000	\$	235,327,240
NA	ARIZONA	AZ03108-1902*	WEST LEUPP SCATTERED EXT	4	205	\$	831,000	\$	236,158,240
NA	ARIZONA	AZ03108-1702*	LEUPP SCATTERED EXT	4	206	\$	388,000	\$	236,546,240
NA	ARIZONA	AZ03108-1404*	LEUPP - GRAND FALLS SCATT. EXTENSIONS	4	207	\$	3,007,004	\$	239,553,244
NA	ARIZONA	AZ03108-1202*	LEUPP PADRE CANYON EXT DIST. 5	4	208	\$	4,982,040	\$	244,535,284
NA	ARIZONA	AZ03108-1303*	LEUPP CANYON DIABLO EXT DIST. 5	4	209	\$	3,540,004	\$	248,075,288
NA	ARIZONA	AZ03108-1102*	LEUPP SAN FRANCISCO WASH EXT.D5	4	210	\$	2,591,996	\$	250,667,284
NA	ARIZONA	AZ03108-1606*	WEST LEUPP PH1A WL EXT	5	211	\$	2,325,050	\$	252,992,334
NA	NEW MEXICO	NM17503-0302*	LITTLEWATER NW EXTENSIONS	4	212	\$	193,000	\$	253,185,334
NA	ARIZONA	AZ01035-0604*	LUPTON - South Mesa P51 PH3 Exten.	4	213	\$	581,000	\$	253,766,334
NA	NEW MEXICO	NM17447-0702*	Manuelito Chapter House Extensions	4	214	\$	439,000	\$	254,205,334
NA	NEW MEXICO	NM17453-0702*	SIHASIN (2021) Mexican Springs Todilto Park Extension	4	215	\$	3,117,000	\$	257,322,334
NA	NEW MEXICO	NM24623-0103*	Naschitti-Bluerock-Wilson Extensions	4	216	\$	3,312,000	\$	260,634,334
NA	NEW MEXICO	NM24623-0402*	Naschitti-Wildcat Springs Extensions	4	217	\$	2,944,000	\$	263,578,334
NA	UTAH	UT19813-0602*	Nav Mtn Rainbow City East Ext.	4	218	\$	423,000	\$	264,001,334
NA	UTAH	UT19813-0502*	Nav Mtn Piute Mesa Water Ext	4	219	\$	2,841,000	\$	266,842,334
NA	UTAH	UT19813-1002*	Navajo Mtn Scattered Waterline Ext.	4	220	\$	224,000	\$	267,066,334
NA	NEW MEXICO	NM24624-0302*	SIHASIN (2019) NEWCOMB NORTH WL EXT I	5	221	\$	416,850	\$	267,483,184
NA	NEW MEXICO	NM24624-0202*	NEWCOMB EAST WL EXT I	4	222	\$	932,000	\$	268,415,184
NA	UTAH	UT19808-0102*	OLJATO-PIUTE FARMS WATERLINE EXTENSION	4	223	\$	2,361,000	\$	270,776,184
NA	UTAH	UT19808-1302*	OLJATOH-TRAIN ROCK W/L EXTENSION	4	224	\$	2,160,000	\$	272,936,184
NA	UTAH	UT19808-1502*	OLJATOH-Narrow Canyon Waterline extension	4	225	\$	1,296,000	\$	274,232,184
NA	UTAH	UT19808-0802*	Piute Farms West W/L Ext.	4	226	\$	618,000	\$	274,850,184
NA	UTAH	UT19815-1202*	RED MESA NORTH WATERLINE TSOSIE CAMP	4	227	\$	376,000	\$	275,226,184
NA	ARIZONA	AZ01045-1302*	RED VALLEY SOUTH W/L EXTENSION	4	228	\$	318,000	\$	275,544,184
NA	ARIZONA	AZ01045-0602*	Red Valley Grace Begay Waterline Extension Ph I	4	229	\$	406,000	\$	275,950,184
NA	ARIZONA	AZ01045-0603*	Red Valley Grace Begay Waterline Extension Ph II	4	230	\$	328,000	\$	276,278,184

**Indian Health Service
FY 2018 Annual Report of Sanitation Deficiency Levels**

NA	NEW MEXICO	NM24629-0802*	SANOSTEE CANYON WL EXT I	4	231	\$	470,000	\$	276,748,184
NA	NEW MEXICO	NM24631-2004*	Shiprock NE Waterline Extension Ph II	4	232	\$	326,000	\$	277,074,184
NA	NEW MEXICO	NM24631-0802*	Shiprock 491 North W/L Extension	4	233	\$	2,016,000	\$	279,090,184
NA	NEW MEXICO	NM24631-0902*	SHIPROCK FARM AREA A EXTENSION	4	234	\$	1,080,000	\$	280,170,184
NA	ARIZONA	AZ09180-0902*	SHONTO SCATTERED EXTENSION	4	235	\$	1,003,002	\$	281,173,186
NA	NEW MEXICO	NM17477-0702*	STANDING ROCK SE - Extension	4	236	\$	689,000	\$	281,862,186
NA	NEW MEXICO	NM17477-0501*	Standing Rock Ellsworth EXTENSION	4	237	\$	137,000	\$	281,999,186
NA	ARIZONA	AZ01061-0403*	Teec Nos Pos Tso Waterline Extension	4	238	\$	947,000	\$	282,946,186
NA	ARIZONA	AZ01061-0503*	Teec Yellow Rock Point W/L Ext, Ph II	4	239	\$	436,000	\$	283,382,186
NA	ARIZONA	AZ01061-0502*	SIHASIN (2021) Teec Yellow Rock Point W/L Ext (X)	4	240	\$	645,000	\$	284,027,186
NA	ARIZONA	AZ09184-0202*	TEESTO SCATTERED EXTENSIONS	4	241	\$	447,000	\$	284,474,186
NA	ARIZONA	AZ09184-0702*	NAAHTEE CANYON SPRINGS EXT.	4	242	\$	3,636,000	\$	288,110,186
NA	NEW MEXICO	NM17483-0302*	TOHATCHI SRW EXTENSIONS	4	243	\$	1,289,000	\$	289,399,186
NA	NEW MEXICO	NM17483-1202*	Tohatchi Flowing Well Ext	4	244	\$	270,000	\$	289,669,186
NA	ARIZONA	AZ03132-1201*	TOLANI LAKE NORTH LEUPP EXT.	4	245	\$	840,500	\$	290,509,686
NA	ARIZONA	AZ03132-0701*	TOLANI LAKE YAADEESKIDI MESA EXT	4	246	\$	515,000	\$	291,024,686
NA	ARIZONA	AZ03132-0105*	TOLANI LAKE PRICE II EXT. DIST. 5	4	247	\$	555,000	\$	291,579,686
NA	ARIZONA	AZ03132-0804*	TOLANI LK BLACK FALLS II EXT. DIST5	4	248	\$	2,520,011	\$	294,099,697
NA	ARIZONA	AZ03132-0902*	TOLANI LAKE SCATTERED EXTENSIONS	4	249	\$	620,000	\$	294,719,697
NA	ARIZONA	AZ03132-1102*	TOLANI LK NPL SCATT. EXT. DIST. 5	4	250	\$	181,000	\$	294,900,697
NA	ARIZONA	AZ03131-0102*	Tonalea Isolated Ext Ph2	4	251	\$	1,407,000	\$	296,307,697
NA	ARIZONA	AZ03131-0902*	Tonalea Middle Mesa WL Extension	4	252	\$	522,000	\$	296,829,697
NA	NEW MEXICO	NM17003-0402*	TSAYATOH-STATE LINE EXT.	4	253	\$	624,000	\$	297,453,697
NA	NEW MEXICO	NM17003-0601*	TSAYATOH-W. P&M HOUSING EXT.	4	254	\$	308,000	\$	297,761,697
NA	NEW MEXICO	NM17487-0520*	Twin Lakes Banana Ridge Ext	4	255	\$	117,000	\$	297,878,697
NA	NEW MEXICO	NM17487-1402*	TWIN LAKES-DEER SPRINGS EXT	4	256	\$	830,000	\$	298,708,697
NA	ARIZONA	AZ09150-0301	HWY 99 CISTERNS PHASE 2	5	257	\$	714,051	\$	299,422,748
NA	NEW MEXICO	NM17408-0202	Bread Springs Cisterns	5	258	\$	162,000	\$	299,584,748
NA	ARIZONA	AZ09158-0301	DILKON JOHN'S DRAW 2 CISTERNS	5	259	\$	402,010	\$	299,986,758
NA	NEW MEXICO	NM24629-0801	SANOSTEE CANYON CISTERNS I	5	260	\$	84,000	\$	300,070,758
NA	ARIZONA	AZ01053-0402	SAWMILL WHITE CLAY CISTERNS	5	261	\$	2,656,000	\$	302,726,758
NA	ARIZONA	AZ01012-2201	Chinle/MF/NAZLINI FDF	3	262	\$	547,000	\$	303,273,758
NA	ARIZONA	AZ09175-1901	District 4 Drainfields	3	263	\$	706,000	\$	303,979,758
NA	ARIZONA	AZ01024-1001	Fort Defiance Sewerline Extn XP3 EPA (X)	3	264	\$	832,000	\$	304,811,758
NA	NEW MEXICO	NM01084-0701	Canoncito Scattered - Cisterns	5	265	\$	223,000	\$	305,034,758
NA	ARIZONA	AZ03109-0603	COPPERMINE - KOKO EXT PHASE 3 (P)(X)	5	266	\$	1,375,000	\$	306,409,758
NA	ARIZONA	AZ01026-0901	Houck-Sanders (X=Q84)	5	267	\$	599,000	\$	307,008,758
NA	ARIZONA	AZ09180-1501	SHONTO - WHITE POST EAST EXTN T08 (X)	5	268	\$	1,359,024	\$	308,367,782
NA	NEW MEXICO	NM28341-1102*	ALAMO-PH2 JALAROSA CREEK EXT	4	269	\$	430,000	\$	308,797,782
NA	NEW MEXICO	NM28341-1201*	ALAMO-MONTOYA SPRING WL EXT & LAGOONS	4	270	\$	991,000	\$	309,788,782
NA	ARIZONA	AZ09158-0201	DILKON - TAYLOR CISTERNS	5	271	\$	174,004	\$	309,962,786
NA	ARIZONA	AZ03108-1101	LEUPP SAN FRANCISCO WASH CIST.DIST5	5	272	\$	821,009	\$	310,783,795
NA	ARIZONA	AZ03132-0901	TOLANI LAKE SCATTERED CISTERNS	5	273	\$	132,000	\$	310,915,795
NA	ARIZONA	AZ01058-1008	Shiprock to Sweetwater/Aneth Phase 8 (X)	2	274	\$	5,793,000	\$	316,708,795
NA	NEW MEXICO	NM24623-0401	Naschitti-Wildcat Springs Cisterns	5	275	\$	716,000	\$	317,424,795
NA	NEW MEXICO	NM33140-1701	Ramah Pinehill New WTP (X)	2	276	\$	599,001	\$	318,023,796
NA	ARIZONA	AZ01020-1201	Dennehotso-Baby Rocks Well #2	2	277	\$	1,400,000	\$	319,423,796

Indian Health Service
FY 2018 Annual Report of Sanitation Deficiency Levels

NA	ARIZONA	AZ09150-0802	BIRDSPRINGS TOJI ANIZAAD EXT.DIST5 (P) (X)	5	278	\$	426,006	\$	319,849,802
NA	ARIZONA	AZ03122-0501	LECHEE - P SIANI WL EXT. T07 (X)	5	279	\$	797,336	\$	320,647,138
NA	NEW MEXICO	NM33140-0303*	RAMAH SCATTERED PHASE III EXTENSIONS	4	280	\$	819,000	\$	321,466,138
NA	ARIZONA	AZ01056-0402*	Ganado System WL Exts._Eco.Infeasible	4	281	\$	2,554,000	\$	324,020,138
NA	ARIZONA	AZ09160-0602*	FOREST LAKE EAST W/L EXT.	5	282	\$	1,166,000	\$	325,186,138
NA	ARIZONA	AZ03104-1204	CAMERON Mountaintop Cisterns - Phase III	5	283	\$	162,000	\$	325,348,138
NA	NEW MEXICO	NM24608-0501	CRYSTAL-MILKWATER PH. I CISTERN + WP	5	284	\$	361,992	\$	325,710,130
NA	ARIZONA	AZ09158-1701	DILKON - TAHA CISTERNS	5	285	\$	134,001	\$	325,844,131
NA	ARIZONA	AZ09162-0601	HARDROCK SCATTERED CISTERNS P1	5	286	\$	227,549	\$	326,071,680
NA	ARIZONA	AZ01034-0901	Lukachukai NW Cistern PH 1	5	287	\$	269,136	\$	326,340,816
NA	UTAH	UT19808-0801	Piute Farms West Scattered Cisterns & WP	5	288	\$	136,000	\$	326,476,816
NA	ARIZONA	AZ09175-1301	PINON-WHITE VALLEY CISTERNS	5	289	\$	548,000	\$	327,024,816
NA	ARIZONA	AZ09921-1001	WHITE CONE - SCATTERED CISTERNS	5	290	\$	90,002	\$	327,114,818
NA	NEW MEXICO	NM17483-0301	TOHATCHI CISTERNS WP	4	291	\$	220,000	\$	327,334,818
NA	ARIZONA	AZ09158-1002	DILKON - COYOTE WASH EXTENSION (X)	5	292	\$	1,298,016	\$	328,632,834
NA	NEW MEXICO	NM28341-0702*	ALAMO-PH2 ALAMOCITA CRK EXT	4	293	\$	226,000	\$	328,858,834
NA	NEW MEXICO	NM33140-0502*	RAMAH WHITEROCK UNIT 1 EXTENSIONS	4	294	\$	1,994,000	\$	330,852,834
NA	NEW MEXICO	NM33140-0404*	Goat Hill Ph 4 Exts, Tank & Booster	4	295	\$	1,122,000	\$	331,974,834
NA	NEW MEXICO	NM01084-0702*	Canoncito Scattered - Extension	4	296	\$	1,962,000	\$	333,936,834
NA	NEW MEXICO	NM17477-0303*	STANDING ROCK NE-Extension (Phase 3)	4	297	\$	931,000	\$	334,867,834
NA	NEW MEXICO	NM17422-0108	COUSINS RADIOTOWER LOOP PH4 CISTERN (X)(Sihasin FY 2019?)	5	298	\$	351,000	\$	335,218,834
NA	ARIZONA	AZ01061-0402	Teec Nos Pos Tso Cisterns (?)	5	299	\$	37,000	\$	335,255,834
NA	ARIZONA	AZ03107-0601	COALMINE CANYON - Little Colorado Cisterns - Phase I	5	300	\$	191,000	\$	335,446,834
NA	ARIZONA	AZ03108-1403	LEUPP - GRAND FALLS SCATT. CISTERNS	5	301	\$	427,005	\$	335,873,839
NA	ARIZONA	AZ03132-0104	TOLANI LAKE PRICE II CIST. DIST. 5	5	302	\$	187,004	\$	336,060,843
NA	NEW MEXICO	NM17487-1401	TWIN LAKES-DEER SPRINGS CISTERNS	4	303	\$	47,000	\$	336,107,843
NA	NEW MEXICO	NM24614-0601	Hogback Solid Waste Dump Closure	3	304	\$	41,000	\$	336,148,843
NA	ARIZONA	AZ03132-1301	Tolani Lake Dump Closures	3	305	\$	81,000	\$	336,229,843
NA	ARIZONA	AZ09921-1201	White Cone Chapter Solid Waste Open Dump	3	306	\$	291,000	\$	336,520,843
NA	NEW MEXICO	NM24616-0802	Blanco Canyon Re-chlorination Station (X)	2	307	\$	117,000	\$	336,637,843
NA	ARIZONA	AZ01026-1403	Houck Burntwater East (X=Q84)	5	308	\$	706,000	\$	337,343,843
NA	ARIZONA	AZ09184-0302	SIHASIN (2018) TEESTO WATER BLOWING EXTENSION (X)	4	309	\$	1,190,014	\$	338,533,857
NA	UTAH	UT19813-0601	Nav Mtn Rainbow City Cisterns	5	310	\$	348,000	\$	338,881,857
NA	ARIZONA	AZ01053-1101	WESTERN FD FAILED SEWER SYSTEMS	3	311	\$	295,000	\$	339,176,857
NA	ARIZONA	AZ01041-0402*	SIHASIN (2021) OAK SPRINGS SOUTH EXT W08	4	312	\$	573,000	\$	339,749,857
NA	NEW MEXICO	NM17447-0902	SIHASIN (2021) Manuelito Big Rock Canyon Exts (X)	4	313	\$	300,000	\$	340,049,857
NA	NEW MEXICO	NM24630-0101*	SIHASIN (2020) SHEEPSPRINGS WL EXT W/ BOOSTER PAQ U01 (X)	5	314	\$	767,000	\$	340,816,857
NA	NEW MEXICO	NM17487-1501*	SIHASIN (2021) TWIN LAKES-Tohlakai South Ext (X)	5	315	\$	403,000	\$	341,219,857
NA	ARIZONA	AZ09175-2501*	Pinon Low Pressure	3	316	\$	361,000	\$	341,580,857
NA	ARIZONA	AZ01056-0603	Steamboat Canyon Ph.3- WL Ext. W42 (X)	5	317	\$	1,214,000	\$	342,794,857
NA	ARIZONA	AZ09150-0601	BIRDSPRINGS HWY 99 CISTERNS, PHASE I	5	318	\$	559,999	\$	343,354,856
NA	ARIZONA	AZ03121-0701	KAIBETO SCATTERED CISTERN	5	319	\$	52,000	\$	343,406,856
NA	NEW MEXICO	NM24623-0102	Naschitti-Bluerock-Wilson Cisterns	5	320	\$	749,000	\$	344,155,856
NA	NEW MEXICO	NM24622-0602*	Pueblo Bonito-PH 2, Waterline (X)	4	321	\$	531,000	\$	344,686,856
NA	ARIZONA	AZ01034-0902*	Lukachukai NW Waterline Ext. PH 2	4	322	\$	1,600,000	\$	346,286,856
NA	ARIZONA	AZ01040-0502*	Nazlini-Flatrocks Ext. Ph 2 U31	4	323	\$	1,023,000	\$	347,309,856
NA	NEW MEXICO	NM33140-1801	Ramah Sunset Valley-Rocky Point CWS Intertie (X)	2	324	\$	496,400	\$	347,806,256

Indian Health Service
FY 2018 Annual Report of Sanitation Deficiency Levels

NA	ARIZONA	AZ01036-0702	Many Farms Lake Phase 3 SIHASIN (2019) Companion (X)	5	325	\$	1,084,000	\$	348,890,256
NA	NEW MEXICO	NM24608-0502*	CRYSTAL-MILKWATER PHASE II	4	326	\$	689,997	\$	349,580,253
NA	ARIZONA	AZ09160-0702*	FOREST LAKE NORTH WATER EXT.	4	327	\$	2,460,000	\$	352,040,253
NA	UTAH	UT19808-0202*	OLJATOH-HALCHITA WATERLINE EXTENSION	4	328	\$	2,551,000	\$	354,591,253
NA	ARIZONA	AZ09180-0802*	SHONTO-TALLMOUNTAIN WATERLINE EXT.	4	329	\$	3,284,008	\$	357,875,261
NA	ARIZONA	AZ01053-1103*	SOUTHERN FD FAILED SEWER SYSTEMS	3	330	\$	285,000	\$	358,160,261
NA	ARIZONA	AZ09150-0701	BIRDSPRINGS SOUTH CISTERN DIST. 5	5	331	\$	58,000	\$	358,218,261
NA	NEW MEXICO	NM17450-4901	Navajo NM I&I Sewer Repair NTUA (X)	2	332	\$	194,000	\$	358,412,261
NA	ARIZONA	AZ09184-0901	TEESTO SEPTAGE LAGOON (X)	2	333	\$	355,116	\$	358,767,377
NA	NEW MEXICO	NM17483-0901	Buffalo Springs Pumphouse Replacement (X)	2	334	\$	333,000	\$	359,100,377
NA	NEW MEXICO	NM17444-0901	Iyanbito/ChurchRock Radio Telemetry System	2	335	\$	149,000	\$	359,249,377
NA	ARIZONA	AZ03109-0801	Coppermine Cisterns (X)	5	336	\$	592,000	\$	359,841,377
NA	ARIZONA	AZ09158-0101	DILKON SCATTERED CISTERNS (X)	5	337	\$	914,035	\$	360,755,412
NA	ARIZONA	AZ09164-0801	INDIAN WELLS - TWIN PEAKS CISTERNS (X)	5	338	\$	498,020	\$	361,253,432
NA	ARIZONA	AZ01039-0401	Nahata Dziil Septage Lagoon	2	339	\$	236,999	\$	361,490,431
NA	ARIZONA	AZ01041-0601	SIHASIN (2018) Oaksprings Additional Well Drilling	2	340	\$	769,216	\$	362,259,647
NA	NEW MEXICO	NM17422-0110	COUSINS RADIOTOWER LOOP PH5 CISTERN (Sihasin FY 2019?)(X)	5	341	\$	152,000	\$	362,411,647
NA	NEW MEXICO	NM17453-0701	Mexican Springs Todilto Park Cisterns (W60) (X)	5	342	\$	392,000	\$	362,803,647
NA	ARIZONA	AZ09184-0703	NAAHTEE CANYON SPRINGS PH2 CIST. (X)	5	343	\$	244,008	\$	363,047,655
NA	ARIZONA	AZ01011-1102	CHILCH-PH 2 WEST YOUNG CISTERNS AND WP	5	344	\$	431,000	\$	363,478,655
NA	ARIZONA	AZ01053-1102*	NORTHERN FD FAILED SEWER SYSTEMS	3	345	\$	295,000	\$	363,773,655
NA	ARIZONA	AZ01041-0901	SIHASIN (2018) Oak Springs-Pine Springs Additional Water Source W39 (X)	2	346	\$	689,000	\$	364,462,655
NA	ARIZONA	AZ09150-1001	BS. REMOTE CISTERNS DIST. 5 WPT (X)	5	347	\$	607,014	\$	365,069,669
NA	ARIZONA	AZ09033-0401	GWS SCATTERED CISTERNS (X)	5	348	\$	332,010	\$	365,401,679
NA	ARIZONA	AZ09164-0202	INDIAN WELLS-PUEBLO CO II CISTERNS (X)	5	349	\$	624,017	\$	366,025,696
NA	UTAH	UT19808-1501	Oljatoh Narrow Canyon Scattered CISTERNS (X)	5	350	\$	266,000	\$	366,291,696
NA	NEW MEXICO	NM17403-0601	Baca Scattered Cistern	5	351	\$	63,000	\$	366,354,696
NA	ARIZONA	AZ03108-1201	LEUPP PADRE CANYON CIST. DIST. 5	5	352	\$	1,322,055	\$	367,676,751
NA	NEW MEXICO	NM17422-0111*	SIHASIN (2019) COUSINS RADIOTOWER LOOP PH5 EXT. (X)	4	353	\$	233,000	\$	367,909,751
NA	ARIZONA	AZ09184-0701	NAAHTEE CANYON SPRINGS CIST. WPT (X)	5	354	\$	688,020	\$	368,597,771
NA	ARIZONA	AZ03132-0803	TOLANI LK BLACK FALLS II CIST.DIST5 (X)	5	355	\$	213,006	\$	368,810,777
NA	ARIZONA	AZ01047-1101*	Rough Rock Low Pressure	3	356	\$	588,000	\$	369,398,777
NA	ARIZONA	AZ01041-0502*	OAK SPRINGS EAST (TOP) EXTENTION W09	4	357	\$	875,000	\$	370,273,777
NA	NEW MEXICO	NM24631-2005*	Shiprock South scattered WL extension	4	358	\$	410,000	\$	370,683,777
NA	ARIZONA	AZ09150-0401	BIRDSPRINGS RINCON BASIN CISTE D.5 (X)	5	359	\$	252,014	\$	370,935,791
NA	ARIZONA	AZ09158-0701	DILKON DIST- 7 TANK PAINTING	2	360	\$	364,266	\$	371,300,057
NA	NEW MEXICO	NM24616-0704*	Carson JYazzie Waterline	4	361	\$	111,000	\$	371,411,057
NA	ARIZONA	AZ03108-1801	LEUPP SOLAR PROJECT CISTERNS	5	362	\$	1,544,004	\$	372,955,061
NA	NEW MEXICO	NM17483-1302*	Tohatchi Route 37 Ext	4	363	\$	187,000	\$	373,142,061
NA	ARIZONA	AZ03108-1302*	LEUPP CANYON DIABLO CIST DIST. 5	5	364	\$	798,996	\$	373,941,057
NA	ARIZONA	AZ03108-1901*	WEST LEUPP SCATTERED CISTERN	5	365	\$	159,002	\$	374,100,059
NA	ARIZONA	AZ03108-1701*	LEUPP SCATTERED CISTERNS	5	366	\$	84,000	\$	374,184,059
NA	ARIZONA	AZ01014-0302*	CORNFIELDS - SUNRISE TRDNG PST EXT	2	367	\$	1,082,500	\$	375,266,559
NA	ARIZONA	AZ09997-0802*	Black Mesa North	4	368	\$	1,260,006	\$	376,526,565
NA	ARIZONA	AZ01036-1202*	MF-Ram Pasture Waterline	2	369	\$	3,949,988	\$	380,476,553
NA	ARIZONA	AZ01041-0801*	Oak Springs-Verlena Hale Ext.	2	370	\$	253,000	\$	380,729,553
NA	ARIZONA	AZ01041-1001*	Hunters Point/Oak Springs Inter-Tie	2	371	\$	1,253,000	\$	381,982,553

**Indian Health Service
FY 2018 Annual Report of Sanitation Deficiency Levels**

NA	ARIZONA	AZ01012-2101*	Chinle Agency Failing DF - Lagoons/Eljens	3	372	\$	921,000	\$	382,903,553
NA	NEW MEXICO	NM17003-1001*	TSAYATOH-OLD DEFIANCE RD LAGOON	3	373	\$	163,000	\$	383,066,553
NA	NEW MEXICO	NM17408-1001*	Bread Springs Reach 14.7	2	374	\$	17,187,000	\$	400,253,553
NA	NEW MEXICO	NM17448-0401*	Mariano Lake Reach 14.4 Phase 1	2	375	\$	4,929,000	\$	405,182,553
NA	NEW MEXICO	NM17458-2101*	Pinedale BOR Reach 14.3	2	376	\$	17,089,460	\$	422,272,013
NA	ARIZONA	AZ09997-0803*	Black Mesa East	2	377	\$	1,472,980	\$	423,744,993
NA	ARIZONA	AZ03107-0901*	COALMINE CANYON - Booster Extension Cisterns Phase I	2	378	\$	95,001	\$	423,839,994
NA	ARIZONA	AZ01035-1001*	Lupton Failed Septic Tank/Drainfield Replacement Ph 3	2	379	\$	143,000	\$	423,982,994
NA	NEW MEXICO	NM17424-1601*	Crownpoint Sewer System Renovation Ph 3	1	380	\$	3,916	\$	423,986,910
NA	NEW MEXICO	NM17003-0901*	TSAYATOH-REACH 14.5	1	381	\$	2,675,400	\$	426,662,310
NA	NEW MEXICO	NM01084-0801*	Tohajiilee Lagoon Blow Sand Removal	1	382	\$	557,000	\$	427,219,310
NA	ARIZONA	AZ09160-1007*	Many Mules Phase 5	2	383	\$	4,687,000	\$	431,906,310
NA	ARIZONA	AZ09160-1005*	Many Mules Waterline Phase 3	2	384	\$	9,631,000	\$	441,537,310
NA	ARIZONA	AZ09160-1006*	Many Mules Waterline Phase 4	2	385	\$	8,818,000	\$	450,355,310
NA	NEW MEXICO	NM17423-0702*	COYOTE CANYON-CHAPTER HOUSE LAGOON	2	386	\$	12,000	\$	450,367,310
NA	ARIZONA	AZ09923-0601*	Steamboat 2GS 3Phase Booster Upgrade (X)	1	387	\$	90,000	\$	450,457,310
NA	ARIZONA	AZ03135-0901*	TUBA CITY WELL SCADA CONTROLS	1	388	\$	168,000	\$	450,625,310

**Indian Health Service
FY 2018 Annual Report of Sanitation Deficiency Levels**

IHS Area: Nashville (NS)

Area	State	Project No.	Project Name	Project DL	Area Priority	Project Cost	Cumulative Project Cost
NS	NEW YORK	NY31884-1001	SRMT - Magee Road Watermain	2	1	\$ 1,257,000	\$ 1,257,000
NS	MAINE	ME29018-0701	PASI - Water System Improvements	2	2	\$ 539,000	\$ 1,796,000
NS	NEW YORK	NY83500-0604	SHIN-Individual Wastewater Services	4	3	\$ 6,889,000	\$ 8,685,000
NS	SOUTH CAROLINA	SC46059-0201	CATA - GREEN EARTH SEWAGE PUMP STATION	2	4	\$ 316,000	\$ 9,001,000
NS	SOUTH CAROLINA	SC46059-0301	CATA - GREEN EARTH SEWER REHABILITATION	2	5	\$ 191,000	\$ 9,192,000
NS	NEW YORK	NY31884-1004	SRMT - Raquette River Crossing	2	6	\$ 1,658,090	\$ 10,850,090
NS	CONNECTICUT	CT06313-1101	PEQU - Trolley Line WW Force Main & Sludge Handling Equipment	2	7	\$ 47,670	\$ 10,897,760
NS	NEW YORK	NY09655-0301	SENE Sullivan Hollow Water System	2	8	\$ 524,000	\$ 11,421,760
NS	NEW YORK	NY62362-0211	TUSC-Ind. Wastewater Facilities	3	9	\$ 493,000	\$ 11,914,760
NS	NEW YORK	NY62362-0703	TUSC Ph 2 Community Water Construction	4	10	\$ 2,636,000	\$ 14,550,760
NS	NEW YORK	NY62362-0701	TUSC Ph 1 Community Water Construction	4	11	\$ 5,726,000	\$ 20,276,760
NS	VIRGINIA	VA51101-0101	PAMU - Open Dump Closure	3	12	\$ 493,000	\$ 20,769,760
NS	NEW YORK	NY09638-1701	SENE TIS Cayuga Rd. Sewer Extension	3	13	\$ 4,240,000	\$ 25,009,760
NS	NEW YORK	NY62362-0501	TUSC- TeePee Junkyard Site Closure	3	14	\$ 3,703,400	\$ 28,713,160
NS	MISSISSIPPI	MS50112-0501	CHOC_PR Willis Road Water Main	3	15	\$ 500,000	\$ 29,213,160
NS	NEW YORK	NY83500-0302	SHIN - Dump Cleanup & Solid Waste Facilities	3	16	\$ 1,140,000	\$ 30,353,160
NS	NEW YORK	NY33361-0106	TONA-Individual Water Services	2	17	\$ 376,000	\$ 30,729,160
NS	MAINE	ME29015-1001	PASI- STRIP - Loop 1 Hemlock Point	2	18	\$ 348,000	\$ 31,077,160
NS	NEW YORK	NY62362-0702	TUSC Ph 3 Community Water Construction	4	19	\$ 2,789,000	\$ 33,866,160
NS	NEW YORK	NY62362-0704	TUSC Ph 4 Community Water Construction	4	20	\$ 3,905,000	\$ 37,771,160
NS	NEW YORK	NY29999-0101	SENE Cattaraugus Transfer Station	2	21	\$ 1,142,200	\$ 38,913,360
NS	NEW YORK	NY29875-0503	SENE CCWS 438 Watermain Replacement Indian Hill	2	22	\$ 1,043,200	\$ 39,956,560
NS	NEW YORK	NY09636-0302	SENE CCWS B Springs Watermain Loop	2	23	\$ 2,838,000	\$ 42,794,560
NS	NEW YORK	NY29875-0502	SENE CCWS 438 Watermain Replacement Newtown	2	24	\$ 3,420,400	\$ 46,214,960
NS	MISSISSIPPI	MS50112-0601	CHOC_PR Water Treatment Facility	2	25	\$ 600,000	\$ 46,814,960
NS	ALABAMA	AL27999-0101*	CREE - WWTP Improvements	1	26	\$ 56,900	\$ 46,871,860
NS	NEW YORK	NY29854-0201	SENE CCWS Brant Res. Road Water Main Loop	2	27	\$ 907,200	\$ 47,779,060
NS	NEW YORK	NY33361-0105	TONA-Ind. Wastewater Facilities	3	28	\$ 647,000	\$ 48,426,060
NS	NEW YORK	NY33361-0301	TONA-Open Dump Closure	3	29	\$ 2,760,000	\$ 51,186,060
NS	NEW YORK	NY09652-0201	SENE CCWS Indian Hill Water Main Loop	2	30	\$ 1,463,000	\$ 52,649,060
NS	NEW YORK	NY29875-0501*	SENE CCWS 438 Watermain Replacement Irving	1	31	\$ 4,614,000	\$ 57,263,060

**Indian Health Service
FY 2018 Annual Report of Sanitation Deficiency Levels**

IHS Area: Oklahoma City (OK)

Area	State	Project No.	Project Name	Project DL	Area Priority	Project Cost	Cumulative Project Cost
OK	OKLAHOMA	OK11999-0007	CHEROKEE / Multi-County - Individual Water & Sewer DL4/5	5	1	\$ 693,000	\$ 693,000
OK	OKLAHOMA	OK67999-0027	Seminole Individual Water and Sewer	4	2	\$ 204,000	\$ 897,000
OK	OKLAHOMA	OK57999-0S01	OSAGE/Grey Horse Comm Sewer Ren	3	3	\$ 425,000	\$ 1,322,000
OK	OKLAHOMA	OK58999-0025	Ottawa/Miami Individual Water & Sewer	5	4	\$ 33,100	\$ 1,355,100
OK	OKLAHOMA	OK63999-0037	CPN/Scattered Existing Homes W&S	3	5	\$ 414,672	\$ 1,769,772
OK	OKLAHOMA	OK11197-0C01	CHEROKEE / TPWA - Blue Bird Dr WLX	4	6	\$ 55,000	\$ 1,824,772
OK	OKLAHOMA	OK62999-0023	Chickasaw/Individual Water and Wastewater Multi-Co.	3	7	\$ 1,143,000	\$ 2,967,772
OK	OKLAHOMA	OK46612-0A01	Creek/Checotah Raw Water Intake	3	8	\$ 234,214	\$ 3,201,986
OK	OKLAHOMA	OK40999-0002	CHOCTAW\LEFLORE COUNTY IND WATER & SEWER	3	9	\$ 866,000	\$ 4,067,986
OK	OKLAHOMA	OK58999-0026	Shawnee/Miami Individual Water & Sewer	3	10	\$ 35,700	\$ 4,103,686
OK	OKLAHOMA	OK56999-0022	Creek/Okmulgee Individual Water & Sewer	3	11	\$ 487,660	\$ 4,591,346
OK	OKLAHOMA	OK40999-0B01	Choctaw/LeFlore RWD #14 Tower Rehabilitation TTHM Reduction	3	12	\$ 54,000	\$ 4,645,346
OK	OKLAHOMA	OK21308-0S03	CHEROKEE / OPWA - Collection System Rehab	2	13	\$ 520,000	\$ 5,165,346
OK	OKLAHOMA	OK16999-0018	Comanche/Individual Water and Sewer	3	14	\$ 710,000	\$ 5,875,346
OK	OKLAHOMA	OK64848-0B01	Choctaw/Clayton Distribution Rehab	3	15	\$ 303,000	\$ 6,178,346
OK	OKLAHOMA	OK41999-0037	Sac & Fox/Individual Water and Sewer	3	16	\$ 140,000	\$ 6,318,346
OK	OKLAHOMA	OK57999-0018	OSAGE/Pawnee Service Unit Multi-tribal Ind. Water and Sewer Project	3	17	\$ 188,453	\$ 6,506,799
OK	OKLAHOMA	OK39510-0S01	Choctaw/Wilburton Sewer Rehab	3	18	\$ 175,000	\$ 6,681,799
OK	OKLAHOMA	OK41999-0036	Kickapoo/Individual Water and Sewer	3	19	\$ 97,000	\$ 6,778,799
OK	OKLAHOMA	OK41999-0038	Iowa/Individual Water and Sewer	3	20	\$ 230,000	\$ 7,008,799
OK	OKLAHOMA	OK35467-0S01	Chickasaw/Tishomingo WW Collection System Improvements	3	21	\$ 88,000	\$ 7,096,799
OK	OKLAHOMA	OK11150-0A01	CHEROKEE / Ironside Water District - Transmission and System Rehabilitation	3	22	\$ 288,000	\$ 7,384,799
OK	OKLAHOMA	OK62827-0A01	Chickasaw/Stonewall Water System Improvements	3	23	\$ 1,594,000	\$ 8,978,799
OK	OKLAHOMA	OK71929-0A01	Comanche/Grandfield WTP Renovations	3	24	\$ 30,000	\$ 9,008,799
OK	OKLAHOMA	OK12202-0A01	Choctaw/Boswell Tower Aeration Rehab	3	25	\$ 23,000	\$ 9,031,799
OK	OKLAHOMA	OK11999-4A01	CHEROKEE / SRMWC - System Improvement Project	2	26	\$ 730,000	\$ 9,761,799
OK	OKLAHOMA	OK57744-0S01	OSAGE/ Barnsdall WWTP Improvements	3	27	\$ 30,000	\$ 9,791,799
OK	OKLAHOMA	OK57756-0A01	Osage/Shidler WTP Renovation	3	28	\$ 17,000	\$ 9,808,799
OK	OKLAHOMA	OK09158-0S02	C&A/Concho Sewer Manhole Replacement & Smoke Test	2	29	\$ 8,000	\$ 9,816,799
OK	OKLAHOMA	OK11999-0008	CHEROKEE / Multi-County - Individual Water & Sewer DL3	3	30	\$ 425,000	\$ 10,241,799
OK	OKLAHOMA	OK53699-0B01	CHEROKEE / Lenapah PWA - Water System Upgrades and Repairs	3	31	\$ 202,000	\$ 10,443,799
OK	OKLAHOMA	OK16256-0S01	Delaware/Sterling Community Sewer Improvements	2	32	\$ 21,000	\$ 10,464,799
OK	OKLAHOMA	OK26999-0B01	Wichita/Grady RWD 6 - CS2800, 1180 WLX	4	33	\$ 18,000	\$ 10,482,799
OK	OKLAHOMA	OK11999-1C01	CHEROKEE / Cherokee Co. RWD #3 - N Bryant Rd	3	34	\$ 40,000	\$ 10,522,799
OK	OKLAHOMA	OK31416-0A01	Choctaw/McCurtain Distribution and Chlorination Improvements	3	35	\$ 42,000	\$ 10,564,799
OK	OKLAHOMA	OK08149-0S01	Caddo/Gracemont Lagoon System Improvements	3	36	\$ 303,000	\$ 10,867,799
OK	OKLAHOMA	OK11999-0E01	CHEROKEE / Cherokee Co. RWD #3 - W. Grandview Rd	3	37	\$ 192,500	\$ 11,060,299
OK	OKLAHOMA	OK11999-1D01	CHEROKEE / Cherokee Co. RWD #3 - W 750 Rd	3	38	\$ 184,500	\$ 11,244,799
OK	KANSAS	KS43032-0S01	PBPN/ K-Road WWTP Improvements	2	39	\$ 25,400	\$ 11,270,199
OK	OKLAHOMA	OK58999-0J01	E Shawnee/PWS Water Tower Lightning Protection	2	40	\$ 31,000	\$ 11,301,199
OK	OKLAHOMA	OK56732-0A01	Creek/Beggs WTP Upgrades	3	41	\$ 39,000	\$ 11,340,199
OK	OKLAHOMA	OK11999-0K01	CHEROKEE / Cherokee RWD#11 - Distribution System Improvements	3	42	\$ 1,384,000	\$ 12,724,199

Indian Health Service
FY 2018 Annual Report of Sanitation Deficiency Levels

OK	OKLAHOMA	OK17263-0A01	Apache/Walters PWA Improvements	3	43	\$	9,000	\$	12,733,199
OK	OKLAHOMA	OK38502-0A01	Comanche/Snyder WTP Improvements	3	44	\$	790,000	\$	13,523,199
OK	OKLAHOMA	OK67999-0B02	Seminole/Sasakwa RWD Sourcewater Development - Ph1	2	45	\$	88,000	\$	13,611,199
OK	OKLAHOMA	OK18270-0A01	CHEROKEE / Vinita PWA - WTP Clearwell Replacement	3	46	\$	214,000	\$	13,825,199
OK	OKLAHOMA	OK41542-0A02	Sac and Fox Nation/Kendrick WTP Improvements	3	47	\$	14,000	\$	13,839,199
OK	OKLAHOMA	OK40535-0S01	Choctaw/Pocola WWTP	3	48	\$	954,000	\$	14,793,199
OK	OKLAHOMA	OK08999-0J01	Wichita/Caddo RWD 3 - E1310Rd, N2585Rd WLX	3	49	\$	18,000	\$	14,811,199
OK	OKLAHOMA	OK63999-0I01	CPN/RWD#3-Brooksville connection	3	50	\$	9,000	\$	14,820,199
OK	OKLAHOMA	OK21304-1S01	CHEROKEE / Jay Utilities Authority - Northside Sewer Expansion	3	51	\$	613,000	\$	15,433,199
OK	OKLAHOMA	OK52691-0S01	Ponca/Marland WW Collection & Lift Station Improvements Project	2	52	\$	26,000	\$	15,459,199
OK	OKLAHOMA	OK21999-0K01	CHEROKEE / Delaware RWD #10 - Water System Improvements	3	53	\$	251,000	\$	15,710,199
OK	OKLAHOMA	OK41538-0S01	Iowa/Carney WWTP Rehab	3	54	\$	34,000	\$	15,744,199
OK	KANSAS	KS22038-0B01	KS/Iowa Water System Improvements	2	55	\$	22,700	\$	15,766,899
OK	OKLAHOMA	OK36479-0U01	KAW/Newkirk New Wastewater 6th Street Lift Station	2	56	\$	47,500	\$	15,814,399
OK	OKLAHOMA	OK53699-0S01	CHEROKEE / Lenapah PWA - WWTP Improvements	2	57	\$	152,000	\$	15,966,399
OK	OKLAHOMA	OK25999-0C01	Chickasaw/Garvin Co RWD#6 WL Fightin Holler Road to End of Line on OK 77	3	58	\$	45,000	\$	16,011,399
OK	OKLAHOMA	OK67887-0S01	Seminole/ Konawa WW Collection System Rehab	3	59	\$	142,000	\$	16,153,399
OK	OKLAHOMA	OK41542-0A03	Sac & Fox/Kendrick Municipal Authority WLX - Loop	3	60	\$	19,000	\$	16,172,399
OK	OKLAHOMA	OK41999-0M01	Kickapoo/Lincoln Co RWD #3 WTP Rehab	3	61	\$	36,000	\$	16,208,399
OK	OKLAHOMA	OK11999-1G01	CHEROKEE / Tenkiller Utility Authority (TUA)	3	62	\$	5,035,000	\$	21,243,399
OK	OKLAHOMA	OK25358-0S01	Chickasaw/Stratford WWT Lagoon System Improvements	3	63	\$	104,000	\$	21,347,399
OK	OKLAHOMA	OK66880-1S02	CHEROKEE / Inola PWA - WW System Rehabilitation	3	64	\$	706,000	\$	22,053,399
OK	OKLAHOMA	OK64999-0K01	Choctaw/Push Co. RWD # 1 Fish Camp Rd Extn	4	65	\$	238,000	\$	22,291,399
OK	OKLAHOMA	OK36472-0A01	Tonkawa/Blackwell WDS Upgrade	3	66	\$	28,000	\$	22,319,399
OK	OKLAHOMA	OK41549-0A01	Kickapoo/Wellston WTP Rehab	3	67	\$	10,000	\$	22,329,399
OK	OKLAHOMA	OK41539-0A01	Sac and Fox Nation/Chandler WTP Renovation	3	68	\$	271,000	\$	22,600,399
OK	OKLAHOMA	OK36473-0A01	Kaw/Braman WDS Upgrade	3	69	\$	12,000	\$	22,612,399
OK	OKLAHOMA	OK09999-0B01	C&A/Canadian Co. RWD #1 WTP Improvements	3	70	\$	197,000	\$	22,809,399
OK	OKLAHOMA	OK67887-0B01	CPN/Pott.Dist.#3 EXT.-Konawa	3	71	\$	1,079,275	\$	23,888,674
OK	OKLAHOMA	OK21999-1C01	CHEROKEE / Delaware RWD#10 - New Well	3	72	\$	109,000	\$	23,997,674
OK	OKLAHOMA	OK51673-0S01	CHEROKEE / Braggs PWA - Sewer Sys Upg	3	73	\$	786,000	\$	24,783,674
OK	OKLAHOMA	OK45608-0T01	Choctaw/Wright City Collection System Rehab	3	74	\$	399,000	\$	25,182,674
OK	OKLAHOMA	OK58999-0R01	E Shawnee/RWD#5 Hwy 10 Water Well	2	75	\$	243,000	\$	25,425,674
OK	OKLAHOMA	OK41540-0B01	Sac and Fox Nation/Davenport WTP	3	76	\$	14,000	\$	25,439,674
OK	OKLAHOMA	OK08152-0A01	Caddo/Caddo Co RWD #1 WTP Improvements	3	77	\$	9,000	\$	25,448,674
OK	OKLAHOMA	OK41999-0G01	Sac & Fox/Lincoln Co RWD #2 - WTP	3	78	\$	75,000	\$	25,523,674
OK	OKLAHOMA	OK45595-0S01	Choctaw/Haworth Sewer Coll.	3	79	\$	3,000	\$	25,526,674
OK	OKLAHOMA	OK40999-0K01	Choctaw/LeFlore Co RWD # 2 WL Replacement	3	80	\$	44,000	\$	25,570,674
OK	OKLAHOMA	OK51685-1S01	CHEROKEE / Webbers Falls PWA - WW Lagoon Rehab	3	81	\$	157,000	\$	25,727,674
OK	OKLAHOMA	OK40517-0S01	Choctaw/Heavener Lift Station	3	82	\$	17,000	\$	25,744,674
OK	OKLAHOMA	OK62999-0024	Chickasaw/Individual DL2 Water and Wastewater Multi-Co.	2	83	\$	88,000	\$	25,832,674
OK	KANSAS	KS43032-0A01	KS/PBPN & JACKSON COUNTY RWD #3 SIBS BOOSTER	2	84	\$	323,600	\$	26,156,274
OK	OKLAHOMA	OK57999-0E01	OSAGE/Osage Co.RWD #22 WLX	4	85	\$	194,000	\$	26,350,274
OK	OKLAHOMA	OK10187-0A01	CHICKASAW/SOWC-MILO-WOODFORD WLX	3	86	\$	62,000	\$	26,412,274
OK	OKLAHOMA	OK11999-0P01	CHEROKEE / Pettit Mtn Water Company - Connection to Cherokee RWD #2	3	87	\$	107,000	\$	26,519,274
OK	OKLAHOMA	OK67892-0A01	Seminole/Wewoka Backwash Lagoon Rehab	3	88	\$	42,000	\$	26,561,274
OK	OKLAHOMA	OK18266-0A01	CHEROKEE / Big Cabin PWA - Waterline Replacement Project	3	89	\$	144,000	\$	26,705,274

Indian Health Service
FY 2018 Annual Report of Sanitation Deficiency Levels

OK	OKLAHOMA	OK11197-3S01	CHEROKEE / TPWA - Crestwood Dr SS Extension	3	90	\$	111,000	\$	26,816,274
OK	OKLAHOMA	OK61806-0S01	Choctaw/Hartshorne Sewer System Improvements	3	91	\$	70,000	\$	26,886,274
OK	OKLAHOMA	OK28392-0S01	Apache/Mangum Sanitary Sewer Improvements	3	92	\$	1,150	\$	26,887,424
OK	KANSAS	KS07010-0L01	KS/KTIK SOLID WASTE PROJECT	2	93	\$	79,500	\$	26,966,924
OK	KANSAS	KS07010-0B01	KS/KTIK Sedimentation Basin Building for WTP	2	94	\$	56,500	\$	27,023,424
OK	OKLAHOMA	OK57754-0U01	OSAGE/ Pawhuska Prudom Hill Sewer Main Replacment	4	95	\$	73,000	\$	27,096,424
OK	OKLAHOMA	OK49654-0D02	CHEROKEE / Locust Grove PWA - OOWA Connection	3	96	\$	1,830,000	\$	28,926,424
OK	OKLAHOMA	OK11999-0C01	CHEROKEE / Delaware RWD # 11 - Rocky Ford WL Extension	3	97	\$	545,000	\$	29,471,424
OK	OKLAHOMA	OK63999-0B01	Sac & Fox/Tri-county WLX-Bradford	3	98	\$	138,000	\$	29,609,424
OK	OKLAHOMA	OK03071-0A01	Choctaw/Atoka WTP Rehab	3	99	\$	517,000	\$	30,126,424
OK	OKLAHOMA	OK60788-0S01	Pawnee/Glencoe Waste Water Treatment Improvements	3	100	\$	27,000	\$	30,153,424
OK	OKLAHOMA	OK07119-0S01	Choctaw/BenningtonPWA Lagoons rehab	3	101	\$	103,000	\$	30,256,424
OK	OKLAHOMA	OK45608-0A01	Choctaw/Wright City Water Dist Rehab	3	102	\$	142,000	\$	30,398,424
OK	OKLAHOMA	OK63835-0A05	Kickapoo WSI - PH5: Newland Exterior Loop (New Land)	2	103	\$	114,000	\$	30,512,424
OK	KANSAS	KS07999-1A02	KS/IOWA TRIBAL WATER TREATMENT PLANT	2	104	\$	213,300	\$	30,725,724
OK	OKLAHOMA	OK34451-0S01	Chickasaw/Ringling Wastewater Treatment System Improvements	3	105	\$	28,000	\$	30,753,724
OK	OKLAHOMA	OK52694-0A01	OTOE-MISSOURIA/RED ROCK WATER SUPPLY	2	106	\$	55,000	\$	30,808,724
OK	OKLAHOMA	OK36479-0V01	KAW/Newkirk New Wastewater White Plume Lift Station	2	107	\$	256,000	\$	31,064,724
OK	OKLAHOMA	OK08999-0H01	Apache/Caddo RWD 3 - N2490Rd, E1340 Rd WLX	3	108	\$	15,000	\$	31,079,724
OK	OKLAHOMA	OK11197-0U01	CHEROKEE / TPWA - Indian Meadows SS	3	109	\$	1,159,000	\$	32,238,724
OK	OKLAHOMA	OK11999-2E01	CHEROKEE / Stick Ross Mtn Water Company - Cherokee Mission WL Ext	3	110	\$	179,000	\$	32,417,724
OK	OKLAHOMA	OK26999-0S01	Apache/Ninnekah Community Sewer Improvements	3	111	\$	119,000	\$	32,536,724
OK	OKLAHOMA	OK21305-0A01	CHEROKEE / Delaware RWD # 11 - North 586 Rd WL Ext	3	112	\$	146,000	\$	32,682,724
OK	OKLAHOMA	OK61815-0S01	Choctaw/Savanna Collection Rehab	2	113	\$	15,000	\$	32,697,724
OK	OKLAHOMA	OK59781-0A01	PAWNEE/TOWN OF RALSTON Water System Improvements	3	114	\$	11,000	\$	32,708,724
OK	OKLAHOMA	OK51999-0G01	Creek/Muskogee RWD#10 System Improv	2	115	\$	19,600	\$	32,728,324
OK	OKLAHOMA	OK58999-0Q01	E Shawnee/RWD#5 100,000 Gal Water Storage Tank	2	116	\$	192,000	\$	32,920,324
OK	OKLAHOMA	OK33438-0T01	Kiowa/Eldorado Wastewater System Improvements	3	117	\$	7,000	\$	32,927,324
OK	OKLAHOMA	OK08999-0B01*	Apache/Caddo Co RWD #3 - E1470 Rd WLX	4	118	\$	261,000	\$	33,188,324
OK	OKLAHOMA	OK59775-0B01	PAWNEE/Cleveland Municipal WTP Rehabilitation	3	119	\$	486,000	\$	33,674,324
OK	OKLAHOMA	OK35467-0B01	Chickasaw/Tishomingo Water Well Project	2	120	\$	2,744,999	\$	36,419,323
OK	OKLAHOMA	OK61806-0B01	Choctaw/Hartshorne Emergency Water Road Bore	2	121	\$	9,000	\$	36,428,323
OK	KANSAS	KS43999-0T01	PBPN/ WWTP Inflow and Infiltration Repair	2	122	\$	54,400	\$	36,482,723
OK	KANSAS	KS22038-0S01	KS/IOWA HOUSING SITE LAGOON REHABILITATION	2	123	\$	30,300	\$	36,513,023
OK	OKLAHOMA	OK58999-0P01	Peoria/RWD#4 6-inch WLX to More Water Tower	2	124	\$	52,000	\$	36,565,023
OK	OKLAHOMA	OK57999-0C01	Osage/Osage RWD 3 - Clover WLX	3	125	\$	12,000	\$	36,577,023
OK	OKLAHOMA	OK41999-0A01	Kickapoo/KTO PWS Distribution Loop	3	126	\$	1,133,000	\$	37,710,023
OK	OKLAHOMA	OK62999-0A01	Chickasaw/Pontotoc RWD#7 - WMX CR1500 to CR3570	3	127	\$	335,994	\$	38,046,017
OK	OKLAHOMA	OK64999-0J01	Choctaw/Push Co. # 1Water Tower	2	128	\$	638,000	\$	38,684,017
OK	OKLAHOMA	OK52693-0A01	OTOE-MISSOURIA/ Perry Backup Power for Water System	2	129	\$	15,000	\$	38,699,017
OK	OKLAHOMA	OK36483-0T01	PONCA/Wastewater Treatment Lift Station Rehabilitation	2	130	\$	110,000	\$	38,809,017
OK	OKLAHOMA	OK08999-0E01	Wichita/Caddo Co RWD #3 - Woodland Road WLX	2	131	\$	49,000	\$	38,858,017
OK	KANSAS	KS22038-0A01	KS/IOWA & WHITE CLOUD SYSTEM IMPROVEMENTS	2	132	\$	39,600	\$	38,897,617
OK	OKLAHOMA	OK49652-0S01*	CHEROKEE / Disney PWA - WWTP Construction	2	133	\$	247,000	\$	39,144,617
OK	OKLAHOMA	OK45587-0A01	Choctaw/Broken Bow Emergency Intake Relocation	2	134	\$	204,000	\$	39,348,617
OK	OKLAHOMA	OK61806-0A01	Choctaw/Hartshorne Water Line	2	135	\$	76,000	\$	39,424,617
OK	OKLAHOMA	OK40999-0J01	Choctaw/LeFlore Co RWD 5 Extensions	2	136	\$	23,000	\$	39,447,617

Indian Health Service
FY 2018 Annual Report of Sanitation Deficiency Levels

OK	OKLAHOMA	OK61815-0A01	Choctaw/Savanna Dist Rehab	2	137	\$	17,000	\$	39,464,617
OK	OKLAHOMA	OK51999-0T01	Creek/Summit Community Lagoon Closure	4	138	\$	139,350	\$	39,603,967
OK	OKLAHOMA	OK42553-0A02	Iowa Tribe/Coyle WTP Rehab	3	139	\$	7,000	\$	39,610,967
OK	OKLAHOMA	OK41543-0S01	Kickapoo/Meeker Wastewater Treatment Plant Improvements	3	140	\$	127,000	\$	39,737,967
OK	OKLAHOMA	OK41547-0T01	Iowa Tribe/Tryon Wastewater Treatment Plant Improvements	3	141	\$	24,000	\$	39,761,967
OK	OKLAHOMA	OK19999-0A01	Creek/Slick WL Ext & Pump Station	2	142	\$	28,000	\$	39,789,967
OK	OKLAHOMA	OK67888-0A01	Seminole/ Maud Municipal Authority - WSI	2	143	\$	189,000	\$	39,978,967
OK	OKLAHOMA	OK36476-0T02	KAW/Kaw City Wastewater Treatment Plant Improvements Phase II	2	144	\$	14,000	\$	39,992,967
OK	KANSAS	KS07014-1I01	S&F/Backup Connection to Brown County RWD#2	2	145	\$	115,800	\$	40,108,767
OK	KANSAS	KS43032-0L01	PBPN/ Tire Dump Site Cleanup	2	146	\$	16,000	\$	40,124,767
OK	OKLAHOMA	OK58999-1C01	E Shawnee/RWD#5 Hwy 10 8-inch Water Line Ext	2	147	\$	355,000	\$	40,479,767
OK	OKLAHOMA	OK41546-0C01	Sac and Fox Nation/Stroud WTP Improvements	3	148	\$	249,000	\$	40,728,767
OK	OKLAHOMA	OK77999-0A01	C&A/Woodward Co. RWD #2 New Well Connection	3	149	\$	40,000	\$	40,768,767
OK	OKLAHOMA	OK63843-0A01	Citizen Potawatomi/Wanette WTP Rehab	3	150	\$	31,000	\$	40,799,767
OK	OKLAHOMA	OK63999-0E01*	SAC & FOX/Tri-County RWD2 - NE Pott Co WLX	3	151	\$	349,000	\$	41,148,767
OK	OKLAHOMA	OK63999-0F01*	SAC&FOX/TRI-COUNTY RWD2 - WAKOLE WLX	3	152	\$	214,000	\$	41,362,767
OK	OKLAHOMA	OK63999-0G01	SAC & FOX/POTT CO #2 NULLAKE WLX	3	153	\$	60,000	\$	41,422,767
OK	OKLAHOMA	OK63832-0A01	Citizen Potawatomi/Asher WTP Rehab	3	154	\$	36,000	\$	41,458,767
OK	OKLAHOMA	OK58766-0A01	CHEROKEE / Fairland PWA - Water System Improvements	3	155	\$	529,000	\$	41,987,767
OK	OKLAHOMA	OK61801-0S01	Choctaw/Canadian Sewer TP Rehab	3	156	\$	45,000	\$	42,032,767
OK	OKLAHOMA	OK63839-0L04	Kickapoo/Makaseah High Hazard SW Site	2	157	\$	15,000	\$	42,047,767
OK	OKLAHOMA	OK22319-0A01	C&A/Taloga New Well	2	158	\$	4,000	\$	42,051,767
OK	OKLAHOMA	OK36482-0C01	TONKAWA/ Ft. Oakland Water Meters	2	159	\$	72,000	\$	42,123,767
OK	OKLAHOMA	OK36482-0A01	Tonkawa/Ft. Oakland New Water Wells	2	160	\$	272,000	\$	42,395,767
OK	OKLAHOMA	OK60999-0A01	Iowa/Payne Co RW Corp 3 - Coyle Rd, E680 Rd WSL	3	161	\$	13,000	\$	42,408,767
OK	OKLAHOMA	OK21301-0D01	CHEROKEE / Colcord PWA - Water Distribution System Improvements	3	162	\$	182,000	\$	42,590,767
OK	OKLAHOMA	OK57999-0B01	OSAGE/Osage County RWD #20 Water Treatment Plant Improvements	3	163	\$	31,000	\$	42,621,767
OK	OKLAHOMA	OK55999-0S01	Kickapoo/Valley Brook WWTP	3	164	\$	34,000	\$	42,655,767
OK	OKLAHOMA	OK11999-2B01	CHEROKEE / Burnt Cabin RWD - WTP Upgrade	3	165	\$	389,000	\$	43,044,767
OK	OKLAHOMA	OK57756-0T01	OSAGE/ SHIDLER WWTP Improvements	3	166	\$	49,000	\$	43,093,767
OK	OKLAHOMA	OK25358-0A01	Chickasaw/Stratford Water System Improvements - Phase I	3	167	\$	978,999	\$	44,072,766
OK	OKLAHOMA	OK74962-1S02	CHEROKEE / Ramona PWA - Sanitary Sewer System Improvements	2	168	\$	86,000	\$	44,158,766
OK	OKLAHOMA	OK37486-0A01	C&A/Cashion Water System Improvements	2	169	\$	12,000	\$	44,170,766
OK	OKLAHOMA	OK51999-0B01	Creek/Muskogee Co. RWD #3 Improvements - Hitchita Standpipe	2	170	\$	35,000	\$	44,205,766
OK	OKLAHOMA	OK69999-0B01	Kiowa/Stephens Co. RWD #5 System Improvements	2	171	\$	136,000	\$	44,341,766
OK	OKLAHOMA	OK46613-0A01	Creek/Eufaula Water Main Replacement and Hydraulic Study	3	172	\$	47,000	\$	44,388,766
OK	OKLAHOMA	OK41999-0C01	Iowa/Logan Co. RWD 4 - WSL	3	173	\$	11,000	\$	44,399,766
OK	OKLAHOMA	OK42999-0A01	Iowa/Logan Co. RWD 3 - E730, N3010 WSL	3	174	\$	11,000	\$	44,410,766
OK	OKLAHOMA	OK59999-0B01	Pawnee/Payne Co. RWD 4 - N3540 Rd WLX	3	175	\$	30,000	\$	44,440,766
OK	KANSAS	KS07999-0Z01*	KS/IOWA TRIBAL OLD ROY'S CREEK LAGOON CONSTRUCTION	3	176	\$	522,000	\$	44,962,766
OK	OKLAHOMA	OK67887-0A01	Seminole/ KONAWA - Well & Water Main Rehab	3	177	\$	1,497,000	\$	46,459,766
OK	OKLAHOMA	OK63839-0A01	SAC & FOX/SHAWNEE GARRETT LAKE RD WLX	3	178	\$	135,000	\$	46,594,766
OK	OKLAHOMA	OK11999-0G01	CHEROKEE / Cherokee Co. RWD #3 - N 520 Rd & Steely Hollow Rd	2	179	\$	248,000	\$	46,842,766
OK	OKLAHOMA	OK12203-OU01	Choctaw/Fort Towson Sewer Rehab	2	180	\$	132,000	\$	46,974,766
OK	OKLAHOMA	OK09160-0A01	C&A/Calumet Water Improvements	2	181	\$	66,000	\$	47,040,766
OK	KANSAS	KS07010-0201	KS/KTIK METER REPLACEMENT PROJECT	2	182	\$	30,000	\$	47,070,766
OK	OKLAHOMA	OK36999-0D01	Ponca/Kay Co. RWD 2 - Union Rd WLX	3	183	\$	90,000	\$	47,160,766

Indian Health Service
FY 2018 Annual Report of Sanitation Deficiency Levels

OK	OKLAHOMA	OK42556-0A01	Iowa Tribe/Langston WTP Rehab	3	184	\$	19,000	\$	47,179,766
OK	OKLAHOMA	OK66877-0S01	CHEROKEE / Chelsea EDA - WWTP Upgrade	3	185	\$	535,000	\$	47,714,766
OK	OKLAHOMA	OK59999-0E01	OTOE-MISSOURIA/ LELA - RWD # 7 New water system	3	186	\$	255,000	\$	47,969,766
OK	KANSAS	KS07010-0D01*	KS/KTIK Intake Structure Upgrade for WTP	1	187	\$	13,700	\$	47,983,466
OK	OKLAHOMA	OK52999-0G01	OTOE-MISSOURIA/Noble County RWD #2 WLX	4	188	\$	60,000	\$	48,043,466
OK	OKLAHOMA	OK57758-0B01	OSAGE/Wynona WLX	3	189	\$	74,000	\$	48,117,466
OK	OKLAHOMA	OK67890-0C01	Seminole/Sasakwa RWD Water Main Rehab	2	190	\$	519,000	\$	48,636,466
OK	OKLAHOMA	OK59780-0B01	PAWNEE/Pawnee Nation WS connection to City of Pawnee	2	191	\$	13,000	\$	48,649,466
OK	KANSAS	KS07999-1E01	KS/KTIK EMERGENCY WATERLINE CONNECTION	2	192	\$	572,200	\$	49,221,666
OK	OKLAHOMA	OK19277-0A02	Creek/Depew New Water Storage Tank & Wells	2	193	\$	4,700	\$	49,226,366
OK	OKLAHOMA	OK55723-0A01	KICKAPOO/MURDOCK WATER LINE EXT.	3	194	\$	211,000	\$	49,437,366
OK	OKLAHOMA	OK41999-0D01*	SAC & FOX/Lincoln Co RW&SD4 - TOAD HILL WLX	3	195	\$	183,000	\$	49,620,366
OK	OKLAHOMA	OK36482-0D01	TONKAWA\ City of Tonkawa WLX	3	196	\$	149,000	\$	49,769,366
OK	OKLAHOMA	OK51999-1A01*	CHEROKEE / Musk. RWD#7 - 5-mile Rd WLX	3	197	\$	153,000	\$	49,922,366
OK	OKLAHOMA	OK62824-0A02	Chickasaw/Francis Water System Improvements - Phase II	3	198	\$	1,590,000	\$	51,512,366
OK	OKLAHOMA	OK19999-0B01	Creek/Creek Co. RWD #1 Water Plant Renovation	2	199	\$	582,000	\$	52,094,366
OK	OKLAHOMA	OK63835-0A04	Kickapoo WSI - PH4: Frye Road WLX Loop (New Land)	2	200	\$	172,000	\$	52,266,366
OK	OKLAHOMA	OK62999-0B01	Chickasaw/Pontotoc RWD#7 WMX CR3615	2	201	\$	458,175	\$	52,724,541
OK	OKLAHOMA	OK06104-0S01	C&A/Canton PWA Sewer Improvements	2	202	\$	32,000	\$	52,756,541
OK	OKLAHOMA	OK42999-0B01	Iowa/Logan Co. RWD 3 - E740, N3110 WLX	3	203	\$	17,000	\$	52,773,541
OK	OKLAHOMA	OK32428-0S01	CREEK/SPAULDING COM. SEWER	3	204	\$	158,000	\$	52,931,541
OK	OKLAHOMA	OK42999-0C01	Iowa/Guthrie - N14th St WLX	3	205	\$	30,000	\$	52,961,541
OK	KANSAS	KS07999-1F01*	KS/IOWA FEE EAST WATER LINE EXTENSION	3	206	\$	113,200	\$	53,074,741
OK	KANSAS	KS07999-1F02*	KS/IOWA LUKE KELLER SR WL EXTENSION	3	207	\$	113,200	\$	53,187,941
OK	OKLAHOMA	OK63999-0C01	Sac&Fox/Tri-County WLX	3	208	\$	435,000	\$	53,622,941
OK	OKLAHOMA	OK41546-0T01	Sac & Fox/Community Sewage Lagoon	2	209	\$	73,000	\$	53,695,941
OK	OKLAHOMA	OK09160-0S01	C&A/Calumet Lagoon Renovations	2	210	\$	7,000	\$	53,702,941
OK	OKLAHOMA	OK09160-0S02	C&A/Calumet Lift Station West Rehabilitation	2	211	\$	8,000	\$	53,710,941
OK	OKLAHOMA	OK55999-0A01	Iowa/Luther - NE 178th St WLX	3	212	\$	44,000	\$	53,754,941
OK	OKLAHOMA	OK54706-0S01	Creek/Boley Town Lagoon Improvements	3	213	\$	13,000	\$	53,767,941
OK	OKLAHOMA	OK45587-0B01	Choctaw/Broken Bow PWA Clearwell and Storage Tank	3	214	\$	228,000	\$	53,995,941
OK	OKLAHOMA	OK57754-0V01	OSAGE/Pawhuska Groundwater Storage Tank Modification	2	215	\$	127,500	\$	54,123,441
OK	KANSAS	KS07010-0C01	KS/KTIK PLUM CREEK WATER SUPPLY	2	216	\$	915,600	\$	55,039,041
OK	OKLAHOMA	OK12999-0B01	Choctaw/Choctaw Co. RWSG&SWMD # 3 Regionalization Well	3	217	\$	544,000	\$	55,583,041
OK	OKLAHOMA	OK21309-0A01	CHEROKEE / Delaware RWD # 11 - Twin Oaks - North 560 Rd Waterline Extension	3	218	\$	160,000	\$	55,743,041
OK	OKLAHOMA	OK52999-0C01	OTOE-MISSOURIA/ OTOE SOUTH WLX	3	219	\$	143,000	\$	55,886,041
OK	OKLAHOMA	OK61815-0A02	Choctaw/Savanna Phase II Distribution	2	220	\$	65,000	\$	55,951,041
OK	OKLAHOMA	OK46616-0A02	Creek/Hanna Water System Improvements	2	221	\$	654,000	\$	56,605,041
OK	OKLAHOMA	OK35466-0A02	CHICKASAW/RAVIA WATER SYS. IMPROV.	2	222	\$	556,000	\$	57,161,041
OK	OKLAHOMA	OK57754-0T02	OSAGE/Pawhuska Indian Camp Sewer Main	2	223	\$	48,000	\$	57,209,041
OK	OKLAHOMA	OK55722-0A01	Citizen Potawatomi/Harrah WTP Rehab	3	224	\$	29,000	\$	57,238,041
OK	OKLAHOMA	OK40513-0T01*	Choctaw/Arkoma Collection Rehabilitation	1	225	\$	22,000	\$	57,260,041
OK	OKLAHOMA	OK58999-0N01	Seneca-Cayuga/Wyandotte Nation PWS E 160 Rd Water Line Ext	2	226	\$	104,000	\$	57,364,041
OK	OKLAHOMA	OK61811-0A01	Choctaw/Krebs WTP	3	227	\$	226,000	\$	57,590,041
OK	OKLAHOMA	OK11999-2D03	CHEROKEE / Delaware RWD # 11 - Teresita - 626 Road WL Ext	3	228	\$	696,000	\$	58,286,041
OK	OKLAHOMA	OK63839-0B01	SAC & FOX/SHAWNEE - N ROCK CREEK WLX	3	229	\$	119,000	\$	58,405,041
OK	OKLAHOMA	OK52999-0F01	OTOE-MISSOURIA/OTOE WATER SYSTEM - WEST WLX	3	230	\$	181,000	\$	58,586,041

Indian Health Service
FY 2018 Annual Report of Sanitation Deficiency Levels

OK	OKLAHOMA	OK67890-0A01	Seminole/Town of Sasakwa Water Main	2	231	\$	543,000	\$	59,129,041
OK	OKLAHOMA	OK36481-0A01*	Ponca/Ponca City Mun Water - U St WLX	3	232	\$	80,000	\$	59,209,041
OK	OKLAHOMA	OK60789-0A01	Iowa/Lincoln Co RWD #4 WLX	3	233	\$	39,000	\$	59,248,041
OK	OKLAHOMA	OK09158-0C01	C&A/Concho Water Storage Tanks Upgrades	2	234	\$	127,000	\$	59,375,041
OK	OKLAHOMA	OK41546-0U01*	Sac and Fox/ WWTP Improvements	2	235	\$	279,000	\$	59,654,041
OK	OKLAHOMA	OK63835-1V01	Kickapoo/New Land Community Sewer(New Land)	2	236	\$	377,000	\$	60,031,041
OK	OKLAHOMA	OK56999-0A01	Creek/Okmulgee Co. RWD 6 - Winchester WLX	3	237	\$	182,000	\$	60,213,041
OK	KANSAS	KS07999-0U01	KS/KTIK Cluster #3 (Cadue Cluster) Lagoon Rehabilitation	2	238	\$	50,000	\$	60,263,041
OK	OKLAHOMA	OK36999-0E01*	Tonkawa/Blackwell RW Corp - Ranch Dr WLX	3	239	\$	46,000	\$	60,309,041
OK	OKLAHOMA	OK17260-0A01	Comanche/Devol Water System Upgrade	2	240	\$	6,000	\$	60,315,041
OK	OKLAHOMA	OK41999-0I01*	Sac & Fox/Lincoln Co RWD #1 WLX	3	241	\$	31,000	\$	60,346,041
OK	OKLAHOMA	OK38999-0A01	Kiowa/Caddo RWD 3 - E1440 Rd WLX	3	242	\$	30,000	\$	60,376,041
OK	OKLAHOMA	OK41999-0F01*	SAC&FOX/LINCOLN Co RW&SD #4 - ROSIE LAKE WLX	3	243	\$	341,000	\$	60,717,041
OK	OKLAHOMA	OK09158-0S01	C&A/Concho Lagoons - Rehabilitation	2	244	\$	101,000	\$	60,818,041
OK	OKLAHOMA	OK17262-0A01	Kiowa/Temple WTP Improvements	2	245	\$	33,000	\$	60,851,041
OK	OKLAHOMA	OK68897-0U01	CHEROKEE / Marble City SS Collection Rehab	3	246	\$	905,467	\$	61,756,508
OK	OKLAHOMA	OK14999-0A02	Kickapoo/Cleveland Co RWD #1 Improvements	3	247	\$	1,886,000	\$	63,642,508
OK	OKLAHOMA	OK01999-0C04*	CHEROKEE / Adair RWD #2 - Pipe Springs WL	3	248	\$	420,500	\$	64,063,008
OK	OKLAHOMA	OK09158-0L01	C&A/Concho Reserve Dumpsites Closure	3	249	\$	142,000	\$	64,205,008
OK	OKLAHOMA	OK41999-0J01	Kickapoo/Housing Complex-Metering & SCADA	2	250	\$	447,000	\$	64,652,008
OK	OKLAHOMA	OK60789-0B01*	Iowa/Water System Metering & SCADA Improvements	2	251	\$	182,000	\$	64,834,008
OK	OKLAHOMA	OK41546-0D01*	Sac & Fox/ Water System Metering & SCADA Improvements	2	252	\$	18,000	\$	64,852,008
OK	OKLAHOMA	OK46999-0F01	Creek/Vivian RWD #6 Mellette WLX	3	253	\$	271,000	\$	65,123,008
OK	OKLAHOMA	OK67999-0E01	Seminole/Bowlegs Lima Stanberry Hill Stand Pipe	2	254	\$	156,000	\$	65,279,008
OK	OKLAHOMA	OK19277-0A01	Creek/Depew Water Storage Tank Remediation and Repainting	2	255	\$	1,500	\$	65,280,508
OK	OKLAHOMA	OK01999-1B01*	CHEROKEE / Adair Co. RWD # 5 - Chewey WL Ext	3	256	\$	414,000	\$	65,694,508
OK	OKLAHOMA	OK67999-0S01	Seminole/ Hobia Lagoon Renovation	2	257	\$	80,000	\$	65,774,508
OK	OKLAHOMA	OK40531-0A01	Choctaw/Talihina Water Distribution System Improvements	2	258	\$	620,000	\$	66,394,508
OK	OKLAHOMA	OK41999-0H01	Sac&Fox/Lincoln Co RWD #2 - Boone WLX	3	259	\$	90,000	\$	66,484,508
OK	OKLAHOMA	OK58999-1G01*	Quapaw/Ottawa RWD#5 Missouri State Line WLX	2	260	\$	319,000	\$	66,803,508
OK	OKLAHOMA	OK54999-0A01*	CREEK/BURDEN WATER LINE EXTENSION	3	261	\$	86,000	\$	66,889,508
OK	OKLAHOMA	OK56999-0D01	Creek/Okmulgee Co. RWD 7 - N0940 Rd WLX	3	262	\$	60,000	\$	66,949,508
OK	OKLAHOMA	OK40517-0A01	Choctaw/Heavener WTP	2	263	\$	1,520,000	\$	68,469,508
OK	OKLAHOMA	OK67885-0B01*	SEMINOLE/Bowlegs-Lima RWC WLX - SE Wolf	2	264	\$	121,000	\$	68,590,508
OK	OKLAHOMA	OK08141-0S04	Comanche/Mahseet Cluster Lagoon	2	265	\$	175,000	\$	68,765,508
OK	OKLAHOMA	OK57999-0D01*	Osage/Osage RWD 5 - Shaw WLX	2	266	\$	19,000	\$	68,784,508
OK	OKLAHOMA	OK46617-0A01*	Creek/McIntosh Co. RWD 4 - N4070 Rd WLX	3	267	\$	107,000	\$	68,891,508
OK	KANSAS	KS07999-0W01*	KS/KTIK Cluster #5 Lagoon Replacement	2	268	\$	44,000	\$	68,935,508
OK	OKLAHOMA	OK08141-0S02*	Comanche/Hix Cluster Lagoon	2	269	\$	84,000	\$	69,019,508
OK	OKLAHOMA	OK08141-0S03*	Comanche/Pewo Cluster Lagoon	2	270	\$	65,000	\$	69,084,508
OK	OKLAHOMA	OK16253-0S01*	Comanche/Yokesuite Cluster Lagoon	2	271	\$	110,000	\$	69,194,508
OK	OKLAHOMA	OK19999-0S01	Creek/Bluebell Community Lagoon	2	272	\$	87,000	\$	69,281,508
OK	OKLAHOMA	OK46999-0S01	Creek/Lahren Community Lagoon	2	273	\$	69,000	\$	69,350,508

Indian Health Service
FY 2018 Annual Report of Sanitation Deficiency Levels

IHS Area: Phoenix (PH)

Area	State	Project No.	Project Name	Project DL	Area Priority	Project Cost	Cumulative Project Cost
PH	ARIZONA	AZ04065-1204	San Carlos Waste Water Treatment Facility Upgrades	3	1	\$ 1,392,945	\$ 1,392,945
PH	ARIZONA	AZ01905-0601	2017 MCNARY-HonDah WWTF AOC Improvements	3	2	\$ 541,800	\$ 1,934,745
PH	ARIZONA	AZ14999-1501	Cocopah Failed Septic Systems	4	3	\$ 40,000	\$ 1,974,745
PH	ARIZONA	AZ07132-1301	Salt River Failed Septics Replacement	3	4	\$ 273,000	\$ 2,247,745
PH	ARIZONA	AZ11211-0701	AK CHIN - Water Storage Tank Rehab and Booster Station	2	5	\$ 193,375	\$ 2,441,120
PH	ARIZONA	AZ09990-0W01	WHITERIVER - Miner Flat Transmission Main Replacement	3	6	\$ 3,126,915	\$ 5,568,035
PH	ARIZONA	AZ03033-1601	SUPAI - Sewer Rehabilitation Phase 3	3	7	\$ 780,160	\$ 6,348,195
PH	ARIZONA	AZ09964-1801	CIBECUE & WHITERIVER - Sewer Main Replacement	3	8	\$ 1,494,000	\$ 7,842,195
PH	ARIZONA	AZ09977-0301	Hopi Veteran's Center Old Oraibi Tank	4	9	\$ 40,000	\$ 7,882,195
PH	ARIZONA	AZ09981-0602	Hopi Arsenic Mitigation Project Phase II	3	10	\$ 4,000,000	\$ 11,882,195
PH	CALIFORNIA	CA13999-3201	Quechan Failed Septic Systems	4	11	\$ 113,000	\$ 11,995,195
PH	ARIZONA	AZ09976-0602	Kykotmovi Sewer Phase 2	4	12	\$ 1,247,000	\$ 13,242,195
PH	UTAH	UT24674-1401	U&O Inner Loop Sewer Replacement	4	13	\$ 211,912	\$ 13,454,107
PH	ARIZONA	AZ15999-3103	CRIT Watermain Looping/Replacement	2	14	\$ 461,360	\$ 13,915,467
PH	ARIZONA	AZ15999-2402	CRIT Open Dump Closures-Phase IV	3	15	\$ 376,540	\$ 14,292,007
PH	ARIZONA	AZ04054-0505	Tonto Apache Wastewater Connection to off-reservation WWTP	2	16	\$ 234,000	\$ 14,526,007
PH	CALIFORNIA	CA14367-1301	Eastern Sierra Treatment Plant Improvements	2	17	\$ 2,949,599	\$ 17,475,606
PH	UTAH	UT24674-1601	U&O Uriah Heaps Water System Pressure Improvements Phase 2	2	18	\$ 1,625,000	\$ 19,100,606
PH	ARIZONA	AZ15999-3701	CRIT Failed Septic Systems	4	19	\$ 182,000	\$ 19,282,606
PH	ARIZONA	AZ15999-0908	CRIT Parker Dump Closure	3	20	\$ 141,120	\$ 19,423,726
PH	CALIFORNIA	CA13999-2201	Quechan Sewer Inspection and Upgrades	3	21	\$ 948,000	\$ 20,371,726
PH	NEVADA	NV16999-1001	Wadsworth Lift Station Generator and Safety Improvements	2	22	\$ 52,965	\$ 20,424,691
PH	ARIZONA	AZ15999-0903	CRIT Landfill Closure	3	23	\$ 1,183,140	\$ 21,607,831
PH	ARIZONA	AZ08153-2201	HUALAPAI - Source Watermain Replacement	2	24	\$ 122,000	\$ 21,729,831
PH	ARIZONA	AZ08039-0502	Ft. Mojave Manhole Rehab	2	25	\$ 472,570	\$ 22,202,401
PH	ARIZONA	AZ09976-0701	Kykotsmovi New Well and Pumphouse Replacement	2	26	\$ 993,000	\$ 23,195,401
PH	ARIZONA	AZ08039-1201	Ft. Mojave CA Vill Sewer Service Replacement	2	27	\$ 187,180	\$ 23,382,581
PH	ARIZONA	AZ09990-2801	WHITERIVER - Landfill Expansion Ph1	2	28	\$ 1,356,968	\$ 24,739,549
PH	CALIFORNIA	CA36038-1901	Chemehuevi Water System Improvements	2	29	\$ 10,915	\$ 24,750,464
PH	NEVADA	NV07999-0801	Fort McDermitt Upper System Water Storage Tanks Replacement	2	30	\$ 679,400	\$ 25,429,864
PH	ARIZONA	AZ09999-0905	Hopi Open Dump Closures	2	31	\$ 732,000	\$ 26,161,864
PH	ARIZONA	AZ09999-0902	Hopi Solid Waste Landfill	3	32	\$ 2,402,000	\$ 28,563,864
PH	ARIZONA	AZ04062-0601	SCAT Solid Waste Materials and Equipment	2	33	\$ 284,900	\$ 28,848,764
PH	ARIZONA	AZ09977-0302	Old Oraibi - Highway 264 W/S Phase 2	5	34	\$ 1,529,000	\$ 30,377,764
PH	ARIZONA	AZ08039-2101	Ft Mojave Sewer Wet Well Rehabs	2	35	\$ 83,710	\$ 30,461,474
PH	CALIFORNIA	CA13999-3001	Quechan Colorado Lift Station Repair	2	36	\$ 331,000	\$ 30,792,474
PH	NEVADA	NV10612-1101	Yerington Tribe Campbell Ranch Septage Disposal Pit	2	37	\$ 212,476	\$ 31,004,950
PH	ARIZONA	AZ13262-0103	Camp Verde Water Improvements	2	38	\$ 161,000	\$ 31,165,950
PH	ARIZONA	AZ15999-3501	CRIT Water Storage Tank (South)	2	39	\$ 683,350	\$ 31,849,300
PH	ARIZONA	AZ15999-1902	CRIT WTP Controls & Backup Power	2	40	\$ 312,840	\$ 32,162,140
PH	ARIZONA	AZ09983-1501	Shung Water and Sewer (Line X) Extension	5	41	\$ 396,000	\$ 32,558,140
PH	CALIFORNIA	CA36038-1201	Chemehuevi Well Rehabilitation and Well Pumps	2	42	\$ 74,000	\$ 32,632,140

Indian Health Service
FY 2018 Annual Report of Sanitation Deficiency Levels

PH	ARIZONA	AZ14999-1601	North and West Cocopah Manhole Rehabilitation	2	43	\$	428,170	\$	33,060,310
PH	ARIZONA	AZ11229-0301	Casa Blanca Road Manhole Replacement	2	44	\$	836,400	\$	33,896,710
PH	ARIZONA	AZ05073-0403	Bylas WST 3 Replacement	2	45	\$	399,220	\$	34,295,930
PH	NEVADA	NV10612-1001	Yerington Campbell Ranch Water Distribution Upgrades	2	46	\$	351,396	\$	34,647,326
PH	CALIFORNIA	CA14369-1002	Lone Pine WST Replacement	2	47	\$	1,266,151	\$	35,913,477
PH	ARIZONA	AZ15999-3601	CRIT New Water Treatment Plant	2	48	\$	967,000	\$	36,880,477
PH	ARIZONA	AZ01905-0501	MCNARY-Country Cl. Water Main Repl.	2	49	\$	324,819	\$	37,205,296
PH	ARIZONA	AZ09990-3001	WHITERIVER - East Fork Water Storage Upgrades	2	50	\$	763,423	\$	37,968,719
PH	ARIZONA	AZ03126-0103	UVM Additional Water Supply	2	51	\$	797,940	\$	38,766,659
PH	UTAH	UT12628-0101	Goshute Chlorination Equipment	2	52	\$	62,000	\$	38,828,659
PH	NEVADA	NV01526-1001	Fallon Lagoon Expansion	3	53	\$	289,711	\$	39,118,370
PH	NEVADA	NV12627-0201	Duckwater Lagoon Liner	2	54	\$	316,500	\$	39,434,870
PH	ARIZONA	AZ09961-0601*	Bacavi Water System Loop	1	55	\$	89,865	\$	39,524,735
PH	NEVADA	NV11623-1101	Walker River Water Metering	2	56	\$	1,134,600	\$	40,659,335
PH	ARIZONA	AZ09974-0502*	Mishongnovi - Peach Ln W/S Ext	5	57	\$	1,040,000	\$	41,699,335
PH	ARIZONA	AZ09981-0401*	Sipaulovi Water/Sewer-Top of Mesa*	5	58	\$	570,000	\$	42,269,335
PH	ARIZONA	AZ03126-0301	UVM Water Distribution Replacement	2	59	\$	377,802	\$	42,647,137
PH	CALIFORNIA	CA13999-3101	Quechan Old Subdivision Lift Station Replacement	2	60	\$	668,000	\$	43,315,137
PH	ARIZONA	AZ08039-1009	Ft Mojave Effluent Disposal System	2	61	\$	167,400	\$	43,482,537
PH	ARIZONA	AZ09964-1201	CIBECUE - Solid Waste Transfer Sta.	2	62	\$	197,157	\$	43,679,694
PH	NEVADA	NV01526-0601	FALLON - Water Meters	2	63	\$	641,865	\$	44,321,559
PH	ARIZONA	AZ04064-0501	San Carlos - Rez-wide Tank Rehab.	2	64	\$	707,000	\$	45,028,559
PH	UTAH	UT24704-0001	U&O BIA Tank Distribution Line	2	65	\$	472,778	\$	45,501,337
PH	ARIZONA	AZ03126-1103*	Lower Moencopi Allotment 44 46 Waterline Extension* (not recommended for funding)	5	66	\$	3,234,000	\$	48,735,337
PH	ARIZONA	AZ04963-0401	CARRIZO - New Community Well	2	67	\$	190,000	\$	48,925,337
PH	ARIZONA	AZ03126-0102	Lower Moencopi Spring System Upgrades	2	68	\$	235,000	\$	49,160,337
PH	ARIZONA	AZ09977-0304	Old Oraibi - Mains to Village Phase 1	5	69	\$	4,179,000	\$	53,339,337
PH	UTAH	UT23031-1401	Skull Valley Generator	2	70	\$	62,500	\$	53,401,837
PH	UTAH	UT24999-0702	U&O Yellowstone Sewer System Phase 2	3	71	\$	141,000	\$	53,542,837
PH	UTAH	UT24999-0701	U&O Yellowstone Sewer System Phase 1	3	72	\$	659,000	\$	54,201,837
PH	ARIZONA	AZ09971-0401	Keams Canyon Water Tank Painting And Repairs	2	73	\$	124,000	\$	54,325,837
PH	ARIZONA	AZ03033-0203	SUPAI - Distribution Upgrades	2	74	\$	1,242,000	\$	55,567,837
PH	ARIZONA	AZ14999-1301	Cocopah West New WTP	2	75	\$	1,036,611	\$	56,604,448
PH	ARIZONA	AZ08155-0201*	Kaibab and Juniper Estates Loop	1	76	\$	146,000	\$	56,750,448
PH	ARIZONA	AZ09983-0803*	Shung Hwy 264 Water & Sewer	5	77	\$	3,356,114	\$	60,106,562
PH	ARIZONA	AZ09964-1501	CIBECUE-Pumphouse Replacement	2	78	\$	322,283	\$	60,428,845
PH	ARIZONA	AZ09964-1701	CIBECUE - Tank Rehabs	2	79	\$	239,810	\$	60,668,655
PH	ARIZONA	AZ09990-5301	WHITERIVER - Tank Rehabs Phase II	2	80	\$	356,000	\$	61,024,655
PH	ARIZONA	AZ09990-3101	WHITERIVER - Green Tank Rehab**	2	81	\$	250,000	\$	61,274,655
PH	ARIZONA	AZ09990-2202	Whiteriver Sewage Lagoons - Treatment Facility Upgrades	2	82	\$	730,903	\$	62,005,558
PH	ARIZONA	AZ04048-0701	San Carlos - Trailer Mounted Emergency Generators and Fence Repair	2	83	\$	78,384	\$	62,083,942
PH	ARIZONA	AZ04064-0901	San Carlos - Church Well Rehab	2	84	\$	56,841	\$	62,140,783
PH	UTAH	UT23031-1411*	Skull Valley 2nd Water Source	2	85	\$	831,667	\$	62,972,450
PH	CALIFORNIA	CA26417-0101	Benton Water Storage Tank	2	86	\$	582,462	\$	63,554,912
PH	CALIFORNIA	CA14367-0401*	Bishop Sewer Main Extension	2	87	\$	144,000	\$	63,698,912
PH	ARIZONA	AZ05073-0405	Bylas Tank 2 and 4 Rehab	2	88	\$	584,000	\$	64,282,912
PH	ARIZONA	AZ09990-5601	WHITERIVER-Canyon Day WM Rep	2	89	\$	229,000	\$	64,511,912

Indian Health Service
FY 2018 Annual Report of Sanitation Deficiency Levels

PH	ARIZONA	AZ05073-0404	Bylas-PH 2 AC Water Main Replacemt	2	90	\$	615,000	\$	65,126,912
PH	ARIZONA	AZ09990-2601*	WHITERIVER - Tank Rehabs Phase I	1	91	\$	497,000	\$	65,623,912
PH	ARIZONA	AZ09974-0101*	Mishongovi (Rt 17) Water/Sewer	5	92	\$	1,351,000	\$	66,974,912
PH	ARIZONA	AZ09976-0401*	Kykotsmovi Northside Homes	2	93	\$	551,000	\$	67,525,912
PH	ARIZONA	AZ03033-0502*	SUPAI - Solid Waste Cable Network Construction	3	94	\$	11,675,720	\$	79,201,632
PH	ARIZONA	AZ04048-0501	Dripping Springs Water Outage Mitigation	2	95	\$	496,000	\$	79,697,632
PH	ARIZONA	AZ04047-0101	San Carlos - Skill Ctr. Lagoon Improvement	2	96	\$	378,148	\$	80,075,780
PH	ARIZONA	AZ09990-3401	WHITERIVER - Canyon Day Water Upgd	2	97	\$	206,000	\$	80,281,780
PH	ARIZONA	AZ04067-0201	Upper Peridot Water Transmission Main	2	98	\$	368,328	\$	80,650,108
PH	ARIZONA	AZ04065-0301*	7-Mile Water Storage Tank Rehab	1	99	\$	306,000	\$	80,956,108
PH	NEVADA	NV02538-0101*	Moapa Sewer System Repairs	2	100	\$	1,589,131	\$	82,545,239
PH	ARIZONA	AZ09990-1401	WHITERIVER - Turkey Creek Sewer Ext	2	101	\$	514,000	\$	83,059,239
PH	ARIZONA	AZ04062-0701	Upper Bush Tank	2	102	\$	446,325	\$	83,505,564
PH	ARIZONA	AZ09971-0301*	Keams Canyon Water Main Replacement	3	103	\$	3,077,772	\$	86,583,336
PH	ARIZONA	AZ09970-0301	Hotevilla East Sewer	3	104	\$	309,000	\$	86,892,336
PH	ARIZONA	AZ01999-1001*	APACHE CO. - Amos Ranch Water	1	105	\$	52,000	\$	86,944,336
PH	NEVADA	NV04560-0401*	Chinatown Road Waterline Extension	2	106	\$	6,277,000	\$	93,221,336
PH	ARIZONA	AZ04044-0303*	CEDAR CREEK - Additional Water System Replacement	2	107	\$	677,000	\$	93,898,336
PH	ARIZONA	AZ07117-0301*	FYMN - Solid Waste Dump Truck	1	108	\$	335,000	\$	94,233,336
PH	ARIZONA	AZ04047-0301	Skill Center Well #2	2	109	\$	739,000	\$	94,972,336
PH	UTAH	UT24674-1501*	U&O Whiterocks 4-inch Sewer Main Upgrade	2	110	\$	217,000	\$	95,189,336
PH	ARIZONA	AZ07117-0601*	FYMN - Retention Basin/Percolation Pond	1	111	\$	1,134,000	\$	96,323,336
PH	UTAH	UT24999-0201*	U&O Randlett Sewer Lagoon	2	112	\$	1,279,515	\$	97,602,851
PH	ARIZONA	AZ04054-0504*	Tonto Apache Water Storage Tank Mixer & Repairs	1	113	\$	75,460	\$	97,678,311
PH	UTAH	UT24999-0108	U&O Ouray Water Storage	2	114	\$	129,600	\$	97,807,911
PH	UTAH	UT24674-1503*	U&O Sunshine Acres Lagoon	2	115	\$	1,595,000	\$	99,402,911
PH	ARIZONA	AZ08039-1502*	Ft Mojave Storage Tank Cleaning/Painting	1	116	\$	42,940	\$	99,445,851
PH	ARIZONA	AZ08153-0401*	HUALAPAI - Clinic Tank Painting	1	117	\$	102,000	\$	99,547,851
PH	ARIZONA	AZ07117-0501*	FYMN - Yavapai Rd Sewer	1	118	\$	478,000	\$	100,025,851
PH	ARIZONA	AZ04048-0502*	San Carlos - Dripping Springs Phase II Dedicated Fill to WST	1	119	\$	826,000	\$	100,851,851
PH	ARIZONA	AZ09971-0102*	Keams Canyon HAMP Connection*	1	120	\$	1,742,790	\$	102,594,641

**Indian Health Service
FY 2018 Annual Report of Sanitation Deficiency Levels**

IHS Area: Portland (PO)

Area	State	Project No.	Project Name	Project DL	Area Priority	Project Cost	Cumulative Project Cost
PO	WASHINGTON	WA37801-3501	LUMMI Kel-Bay Water and WW Service Connections	5	1	\$ 50,000	\$ 50,000
PO	WASHINGTON	WA31736-1802	TULALIP - Mission Beach Headworks	4	2	\$ 672,000	\$ 722,000
PO	OREGON	OR16999-1501	Warm Springs - WWTP Rehabilitation	3	3	\$ 2,246,000	\$ 2,968,000
PO	IDAHO	ID06041-1901	ShoBan Existing Homes	4	4	\$ 73,414	\$ 3,041,414
PO	IDAHO	ID05021-0701	CDA DeSmet Wastewater Collection System Improvements	3	5	\$ 543,000	\$ 3,584,414
PO	IDAHO	ID35182-1901	NPT - Regular Fund Scattered Sites	5	6	\$ 127,200	\$ 3,711,614
PO	WASHINGTON	WA23563-0902	SKOKOMISH Well Abandonments	2	7	\$ 19,987	\$ 3,731,601
PO	IDAHO	ID06041-1501	ShoBan Sheepskin Lift Station Upgrades	2	8	\$ 49,000	\$ 3,780,601
PO	WASHINGTON	WA18477-0701	SUQUAMISH - George Lane Water System Improvements	2	9	\$ 54,000	\$ 3,834,601
PO	IDAHO	ID06041-1401	ShoBan Water Storage Tank Level Indicators & Sheepskin Controls	2	10	\$ 48,000	\$ 3,882,601
PO	WASHINGTON	WA24599-1201	CCT - SCATTERED SITE PROJECT	4	11	\$ 243,320	\$ 4,125,921
PO	WASHINGTON	WA08999-0103	COWLITZ Individual On-site Septic	4	12	\$ 71,200	\$ 4,197,121
PO	WASHINGTON	WA27661-0301	Puyallup Individual Site Sanitation Facilities	4	13	\$ 41,000	\$ 4,238,121
PO	WASHINGTON	WA37801-2601	LUMMI - Mackenzie Well Development	2	14	\$ 479,622	\$ 4,717,743
PO	WASHINGTON	WA33999-1901	STOI - Regular Fund Scattered Sites	4	15	\$ 96,724	\$ 4,814,467
PO	WASHINGTON	WA29684-1801	SWINOMISH L.C. scattered site septic system replacement	3	16	\$ 24,400	\$ 4,838,867
PO	WASHINGTON	WA26999-1701	KTOI - Water Supply Standby Generator	2	17	\$ 136,620	\$ 4,975,487
PO	WASHINGTON	WA34783-0801	NISQUALLY - Leschi Well Rehabilitation	2	18	\$ 91,680	\$ 5,067,167
PO	WASHINGTON	WA23560-0901	SQUAXIN ISLAND - Lift Station Rehab	2	19	\$ 21,946	\$ 5,089,113
PO	WASHINGTON	WA14416-1001	QUINAULT - Taholah Water System Emergency Power	2	20	\$ 126,188	\$ 5,215,301
PO	WASHINGTON	WA18477-0602	SUQUAMISH T Madayag Sanitation Facilities	3	21	\$ 61,000	\$ 5,276,301
PO	WASHINGTON	WA24599-1702	CCT - NESPELEM AGENCY ARSENIC	3	22	\$ 1,118,000	\$ 6,394,301
PO	WASHINGTON	WA39858-1601	Yakama Field Office Sanitation Facilities for Existing Homes	4	23	\$ 172,000	\$ 6,566,301
PO	IDAHO	ID06041-1601	FT HALL Cemetery Road and Siler Road Water Main Extensions	2	24	\$ 777,000	\$ 7,343,301
PO	OREGON	OR16265-1201	WS - Dry Creek Water Treatment Plant Replacement	3	25	\$ 17,197,000	\$ 24,540,301
PO	WASHINGTON	WA14412-0801	CHEHALIS - Starrville Pumphouse Improvements	2	26	\$ 40,000	\$ 24,580,301

**Indian Health Service
FY 2018 Annual Report of Sanitation Deficiency Levels**

IHS Area: Tucson (TU)

Area	State	Project No.	Project Name	Project DL	Area Priority	Project Cost	Cumulative Project Cost
TU	ARIZONA	AZ10999-4201	WATER SERVICE LINE REPLACEMENT A	3	1	\$ 15,000	\$ 15,000
TU	ARIZONA	AZ10999-0601	TANK INSPECTION AND REPAIRS	2	2	\$ 507,000	\$ 522,000
TU	ARIZONA	AZ10067-2001	EMERGENCY GENERATOR FOR SELLS/BIG FIELDS	2	3	\$ 406,000	\$ 928,000
TU	ARIZONA	AZ10999-3403	MODULAR BATHROOM-WATER & SEWER-GROUP 2-(SITES 39-50)	5	4	\$ 467,000	\$ 1,395,000
TU	ARIZONA	AZ10999-4001	EMERGENCY GENERATORS FOR WATER SYSTEMS	2	5	\$ 817,000	\$ 2,212,000
TU	ARIZONA	AZ10065-0801	SAN XAVIER WEST 2ND WELL	2	6	\$ 410,000	\$ 2,622,000
TU	ARIZONA	AZ10999-4301	EMERGENCY GENERATORS FOR LIFT STATIONS B	2	7	\$ 34,000	\$ 2,656,000
TU	ARIZONA	AZ10999-3901	EMERGENCY GENERATORS FOR LIFT STATIONS A	2	8	\$ 102,000	\$ 2,758,000
TU	ARIZONA	AZ10067-1601	SELLS TOPAWA ROAD WATER SYSTEM IMPROVEMENTS	3	9	\$ 706,000	\$ 3,464,000
TU	ARIZONA	AZ10080-0301	VENTANA WATERMAIN EXTENSION	4	10	\$ 43,000	\$ 3,507,000
TU	ARIZONA	AZ10999-4501	WATER LOSS IMPROVEMENTS	2	11	\$ 970,700	\$ 4,477,700
TU	ARIZONA	AZ10076-0401	TOPAWA WATER MAIN UPGRADES	2	12	\$ 766,800	\$ 5,244,500
TU	ARIZONA	AZ10008-0501*	MENEGER'S DAM NORTH WATER EXTENSION	4	13	\$ 212,000	\$ 5,456,500
TU	ARIZONA	AZ10072-0001*	ST. JAMES RANCH WATER & SEWER	5	14	\$ 938,000	\$ 6,394,500
TU	ARIZONA	AZ10999-3601	MODULAR BATHROOM-WATER & SEWER-GROUP 3	5	15	\$ 1,259,000	\$ 7,653,500
TU	ARIZONA	AZ10067-1201	SELLS HOSPITAL TANK REPLACEMENT	2	16	\$ 311,100	\$ 7,964,600
TU	ARIZONA	AZ10067-0801	SELLS WATERMAIN LOOP DOWNTOWN	2	17	\$ 44,690	\$ 8,009,290
TU	ARIZONA	AZ10019-0201	FRESNAL VILLAGE WELL SITE UPGRADES	2	18	\$ 233,000	\$ 8,242,290
TU	ARIZONA	AZ10014-0201	PISINEMO - WATER UPGRADE	2	19	\$ 483,500	\$ 8,725,790
TU	ARIZONA	AZ10030-0401	COWLIC WELL CONSTRUCTION	2	20	\$ 423,300	\$ 9,149,090
TU	ARIZONA	AZ10999-3701	PISINEMO/QUEENS WELL LAGOON LINER REPLACEMENT	2	21	\$ 426,400	\$ 9,575,490
TU	ARIZONA	AZ10999-3201	SIL NAKYA & UCW LIFT STATION RENOVATIONS	2	22	\$ 364,900	\$ 9,940,390
TU	ARIZONA	AZ10021-0002*	FRESNAL CANYON WATER & SEWER	5	23	\$ 749,000	\$ 10,689,390
TU	ARIZONA	AZ11085-0401	CHUICHU WATER AC REPLACEMENT	2	24	\$ 952,500	\$ 11,641,890
TU	ARIZONA	AZ10055-0201	PIA OIK WATER UPGRADES	2	25	\$ 80,600	\$ 11,722,490
TU	ARIZONA	AZ10009-0401	LITTLE TUCSON MAIN REPLACEMENTS	3	26	\$ 666,000	\$ 12,388,490
TU	ARIZONA	AZ10067-0401	SELLS 2-INCH GALVANIZED WATERMAIN REPLACEMENT	3	27	\$ 82,000	\$ 12,470,490
TU	ARIZONA	AZ10027-0301	COMOBABI WATER MAIN REPLACEMENT	3	28	\$ 479,000	\$ 12,949,490
TU	ARIZONA	AZ07001-0301	KAKA WATERMAIN UPGRADE	2	29	\$ 174,000	\$ 13,123,490
TU	ARIZONA	AZ10044-0001	TORO'S RANCH (KOTS KUG) WATER IMPROVEMENTS	4	30	\$ 118,000	\$ 13,241,490
TU	ARIZONA	AZ10999-4101	KOHATK, ANEGAM, & SANTA ROSA VILLAGE OPEN DUMP CLOSURES	3	31	\$ 82,000	\$ 13,323,490
TU	ARIZONA	AZ07137-0401	SAN LUCY LAGOON/SEWER SYSTEM RENOVATIONS	2	32	\$ 621,800	\$ 13,945,290
TU	ARIZONA	AZ11088-0002*	JACKRABBIT WATER REPLACEMENT	3	33	\$ 354,000	\$ 14,299,290
TU	ARIZONA	AZ10026-0201	COLD FIELDS WATER MAIN UPGRADES	2	34	\$ 349,000	\$ 14,648,290
TU	ARIZONA	AZ10024-0401	DIRTBURN/KUPK ARSENIC & URANIUM TREATMENT	3	35	\$ 26,000	\$ 14,674,290
TU	ARIZONA	AZ10052-0301*	TECOLOTE WATER IMPROVEMENTS	4	36	\$ 65,000	\$ 14,739,290
TU	ARIZONA	AZ10052-0901*	OAKUM KUK ARSENIC REGIONALIZATION	3	37	\$ 277,000	\$ 15,016,290
TU	ARIZONA	AZ10063-0201	SAN SIMON TANK REHAB	2	38	\$ 333,800	\$ 15,350,090
TU	ARIZONA	AZ10007-0401*	AK CHIN WATER UPGRADES	2	39	\$ 230,000	\$ 15,580,090
TU	ARIZONA	AZ11085-0102	CHUICHU - WATER STORAGE TANK	2	40	\$ 724,000	\$ 16,304,090
TU	ARIZONA	AZ10015-0201*	BIG FIELDS WATER MAIN UPGRADE	2	41	\$ 127,500	\$ 16,431,590
TU	ARIZONA	AZ10022-0201*	CHOULIC WATER	2	42	\$ 557,000	\$ 16,988,590

**Indian Health Service
FY 2018 Annual Report of Sanitation Deficiency Levels**

TU	ARIZONA	AZ10035-0303*	SCHUCHULIGK 2ND WELL CONSTRUCTION	2	43	\$	642,000	\$	17,630,590
TU	ARIZONA	AZ11088-0301*	JACKRABBIT WATER TANK	2	44	\$	328,000	\$	17,958,590
TU	ARIZONA	AZ11088-0201*	JACKRABBIT 2ND WELL	2	45	\$	415,000	\$	18,373,590
TU	ARIZONA	AZ10045-0102*	KUAKATCH 2ND WELL	2	46	\$	415,000	\$	18,788,590
TU	ARIZONA	AZ10046-0201*	RINCON WATER MAIN UPGRADES	2	47	\$	101,000	\$	18,889,590
TU	ARIZONA	AZ10049-0501*	NEW FIELDS WATERMAIN UPGRADES	2	48	\$	619,100	\$	19,508,690
TU	ARIZONA	AZ10053-0201*	PAN TAK 2ND WELL CONSTRUCTION	2	49	\$	418,000	\$	19,926,690
TU	ARIZONA	AZ10014-0301*	PISINEMO ARSENIC & URANIUM REGIONALIZATION	2	50	\$	3,340,000	\$	23,266,690
TU	ARIZONA	AZ10999-0401*	COMMUNITY COMPOSITE AS-BUILTS	1	51	\$	2,145,000	\$	25,411,690
TU	ARIZONA	AZ11085-0201*	CHUICHU-COMMUNITY SEWER SYSTEM	2	52	\$	2,566,900	\$	27,978,590